

PROPOSED USD 501  
LONG-RANGE FACILITIES PLAN

January 20, 1976

The Topeka Public Schools  
Unified School District No. 501  
415 West Eighth Street  
Topeka, Kansas 66603

## CONTENTS

	<u>Page</u>
1. Contents.....	i
2. Introduction.....	1
3. The Proposed Plan.....	2
4. A Comparison of Major Capital Improvement Costs and Projected Available Capital Improvement Funds.....	3
5. Possible Disposition of Excess Property.....	4
6. Appendixes.....	5
6.1 Appendix A: Map of Proposed 1976-77 Attendance Areas and Projected 1976-77 Enrollments for French, Landon, and Jardine Junior High Schools.....	5
6.2 Appendix B: Map of Proposed USD 501 Middle School Attendance Areas and Projected Enrollments.....	7
6.3 Appendix C: Map of Proposed USD 501 Elementary School Attendance Areas and Projected Enrollments of Affected Schools.....	10
6.4 Appendix D: Up-dated USD 501 Enroll- ment Projections for Present Schools...	13

## PROPOSED USD 501 LONG-RANGE FACILITIES PLAN

### Introduction

The pages which follow contain a proposed long-range facilities plan for Topeka Unified School District No. 501 (USD 501) which is based upon the recommendations of the District Citizens' Advisory Council.

The proposed plan is described chronologically beginning with the current school year, 1975-76. At the senior high school level the plan proposes: (a) maintenance of the present senior high school facilities as regular attendance centers, (b) elimination of the present optional attendance area, and (c) transfer of the ninth grade to the senior high schools effective at the beginning of the 1980-81 school year. At the junior high school level the plan proposes: (a) closure of Boswell, Capper, East Topeka, Highland Park, and Roosevelt junior high schools as regular junior high school attendance centers, (b) development of the five remaining junior high school facilities into middle schools for grades seven and eight, and (c) conversion of the present Central Park Elementary School facility to a sixth middle school facility for grades seven and eight. At the elementary school level the plan proposes: (a) maintenance of the present K-6 grade configuration, and (b) closure of Central Park, Grant, Hudson, Parkdale, Polk, Potwin, Rice, Sheldon, and Sumner elementary schools as regular elementary attendance centers. Adoption of the plan proposed herein will require extension of the present Board of Education Transportation Policy No. 3610 to include students attending the schools proposed for closure by the plan.

A comparison of estimated major capital improvement costs and projected capital improvement funds available during the period of the plan are included. Also included as appendixes are maps of probable elementary and middle school attendance areas and projected enrollments resulting from the proposed plan. Up-dated enrollment projections for all of the present senior high, junior high, and elementary schools of USD 501 are also included as appendixes.

## The Proposed Plan

### 1975-76

1. Close Capper Junior High School as a regular attendance center at the end of the school year. (See Appendix A for a map of the proposed 1976-77 attendance areas and projected 1976-77 enrollments of affected schools.)
2. Construct an addition to Quincy Elementary School and close Grant Elementary School as a regular attendance center as soon as the addition to Quincy is completed.
3. Begin the development of an adequate administrative, maintenance, and warehousing facility (remodel existing USD 501-owned facility, purchase a facility, or construct a new facility).
4. Eliminate the remaining optional attendance area at the senior high school level and establish a policy for phasing it out.

### 1976-77

1. Close Sheldon Elementary School as a regular attendance center at the end of the school year and convert to a special education facility.
2. In cooperation with the City of Topeka Park Department, begin the conversion of Central Park School to a middle school and community recreational facility.

### 1977-78

1. Close Parkdale and Rice elementary schools as regular attendance centers at the end of the school year. (Move the Head Start programs at Belvoir, Parkdale, and Avondale East elementary schools to the Rice facility and move the Follow Through Program from Lafayette Elementary School to other schools at the end of the school year.)
2. Begin renovation of the Holliday Junior High School facility.
3. Construct additions to Highland Park North and Quinton Heights elementary schools.

### 1978-79

1. Close Central Park, Hudson, and Polk elementary schools as regular attendance centers at the end of the school year.

1979-80

1. Close Boswell, East Topeka, Highland Park, and Roosevelt junior high schools as regular attendance centers at the end of the school year.
2. Complete the conversion of the Central Park facility to a middle school.
3. Begin the construction of a new elementary school on the Roosevelt Junior High School site at the end of the school year.
4. Move the ninth grade to the senior high schools at the end of the school year.

1980-81

1. Close Potwin and Sumner elementary schools as regular attendance centers at the end of the school year and open the new elementary school on the Roosevelt site to serve the old Potwin-Sumner attendance areas.

A Comparison of Estimated Major Capital Improvement Costs  
and Projected Available Capital Improvement Funds

<u>School Year</u>	<u>Projected Available Capital Improvement Funds<sup>1</sup></u>	<u>Estimated Capital Improvement Costs<sup>2</sup></u>	<u>Balance</u>
1975-76 <sup>3</sup>	\$1,933,600	\$1,275,000	\$ 658,600
1976-77	2,078,600	1,400,000	678,600
1978-79	2,098,600	1,680,000	418,600
1979-80	2,758,600	2,500,000	258,600
1980-81	1,678,600	500,000	1,178,600

Approximately an additional \$4,000,000 in revenue would accrue to the Capital Outlay Fund between the beginning of the 1981-82 school year and the end of the 1983-84 school year for capital improvement purposes.

<sup>1</sup>Includes an assumed renewal of the present four mill, five year tax levy in 1980.

<sup>2</sup>Includes \$500,000 per year for general District-wide capital improvement projects such as media center expansions, plumbing replacements, boiler replacements, and others not required by the plan proposed herein.

<sup>3</sup>January 1, 1976, through the remainder of the school year.

Possible Disposition of Excess Property

Sell<sup>4</sup>

Boswell, East Topeka, Grant, Polk, Sumner, old administration building,  
Monroe, IRC building, Menninger site, and Greensboro site.

Convert for Other Uses

Capper-----gifted or other alternative school or administration building  
Hudson-----Special Education  
Potwin-----alternative school  
Rice-----Head Start center  
Sheldon-----Special Education

Raze Building and Retain Land

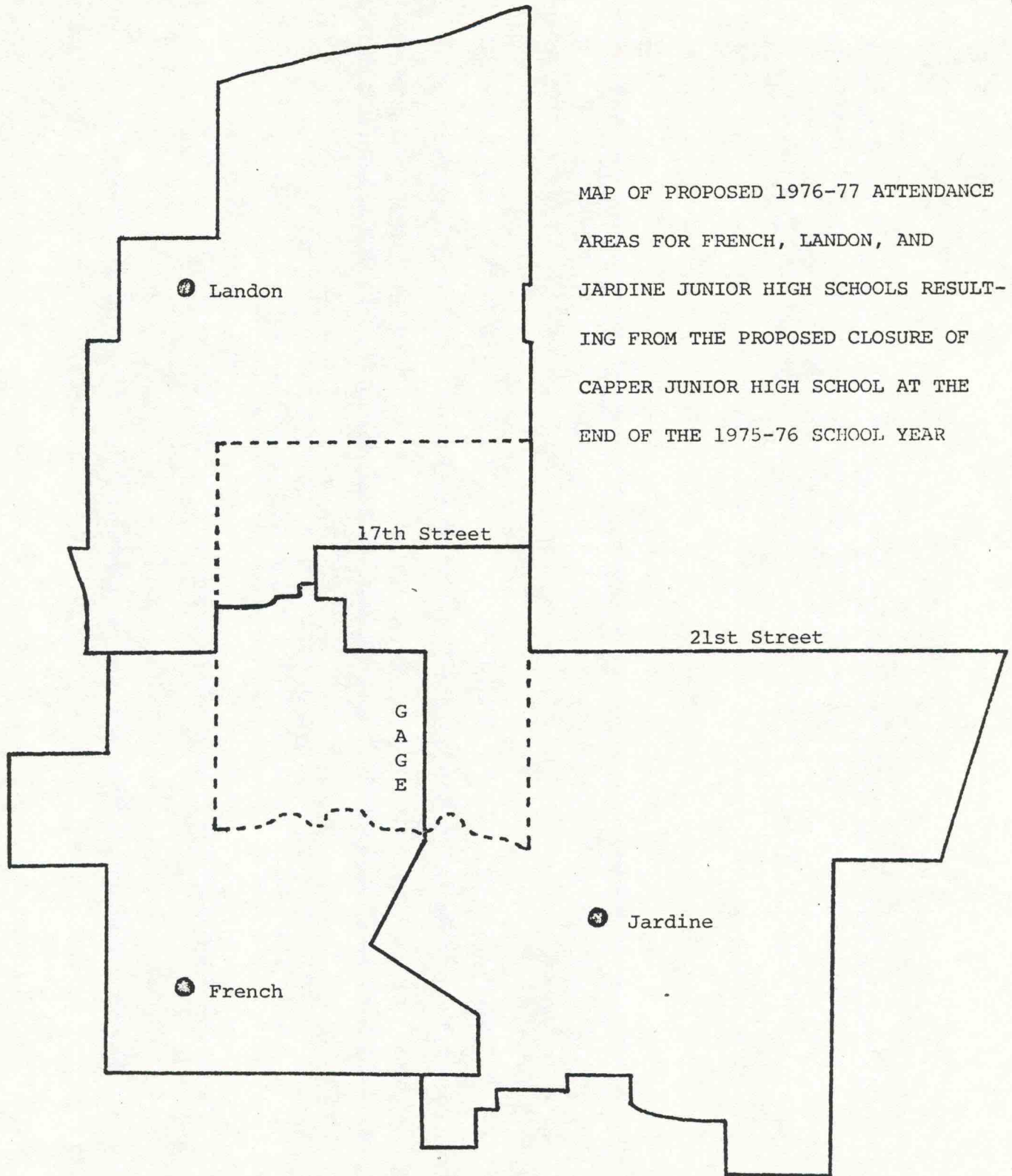
Highland Park Junior High-----close street and add to Highland Park  
Central Elementary School site  
Parkdale Elementary-----retain site as part of Chandler Field  
Roosevelt Junior High-----retain site for new elementary facility

---

<sup>4</sup>In addition to those properties presently on the market.

Appendix A

Map of Proposed 1976-77 Attendance Areas  
and Projected 1976-77 Enrollments for French,  
Landon, and Jardine Junior High Schools



## PROJECTED 1976-77 ENROLLMENTS

School	EIC	September 15, 1975 Enrollment	Projected 1976-77 Enrollment
French	581	387	535
Landon	425	383	462
Jardine	730	670	695

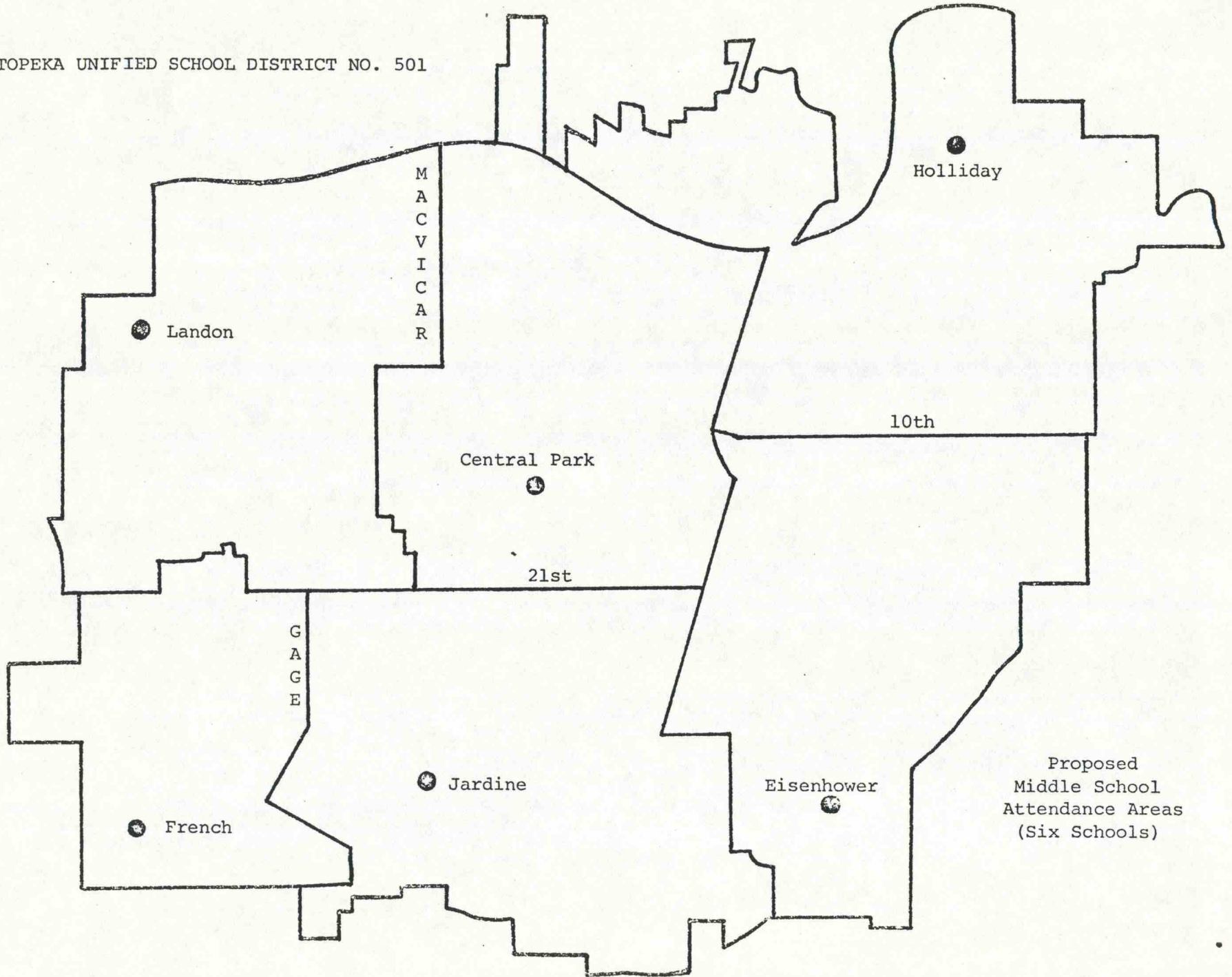
Broken lines on the map above outline the 1975-76 Capper Junior High School attendance area.



Appendix B

Map of Proposed USD 501  
Middle School Attendance Areas  
and Projected Enrollments

TOPEKA UNIFIED SCHOOL DISTRICT NO. 501



Proposed  
Middle School  
Attendance Areas  
(Six Schools)

## PROJECTED USD 501 MIDDLE SCHOOL ENROLLMENTS (GRADES 7-8)

School	1975-76 Enroll- ment <sup>1</sup>	1975-76 EIC	Projected 1980-81 Enroll- ment	Minority Percentages	
				Old	New
Central Park	---	450 <sup>2</sup>	437	----	24.3
Eisenhower	575	722	399	24.0	36.2
French	387	581	276	3.4	3.0
Holliday	373	409	337	19.0	33.9
Jardine	670	730	459	5.5	10.3
Landon	383	425	302	3.9	2.9
TOTALS	4,469 <sup>3</sup>	3,317	2,210	19.4	NC

<sup>1</sup>September 15, 1975, excluding Special Education.

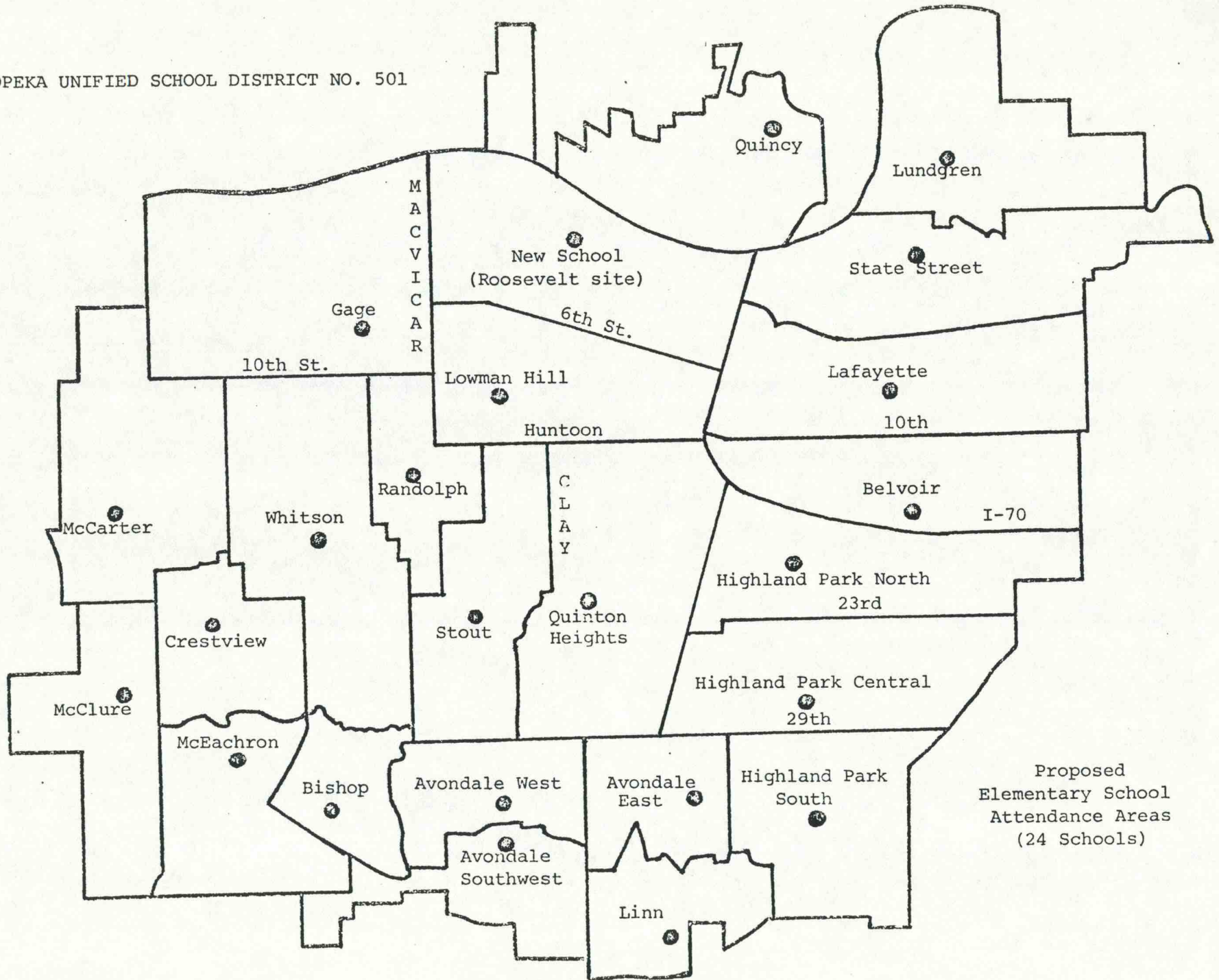
<sup>2</sup>Estimated effective instructional capacity of converted facility.

<sup>3</sup>Including closed schools.

Appendix C

Map of Proposed USD 501  
Elementary School Attendance Areas  
and Projected Enrollments of Affected Schools

TOPEKA UNIFIED SCHOOL DISTRICT NO. 501



PROJECTED ENROLLMENTS OF USD 501 ELEMENTARY SCHOOLS (GRADES K-6)  
AFFECTED BY PROPOSED SCHOOL CLOSURES

Closure of Grant

Affected School	1975-76 Enrollment <sup>1</sup>	1975-76 EIC	Projected 1976-77 Enrollment	Minority Percentages	
				Old	New
Quincy	236	260	397	18.6	19.6

Closure of Sheldon

Affected Schools	1975-76 Enrollment <sup>1</sup>	1975-76 EIC	Projected 1977-78 Enrollment	Minority Percentages	
				Old	New
Gage	284	272	286	3.9	3.0
McCarter	421	442	453	1.0	1.5
Whitson	310	299	406	1.9	3.3

Closure of Parkdale and Rice

Affected Schools	1975-76 Enrollment <sup>1</sup>	1975-76 EIC	Projected 1978-79 Enrollment	Minority Percentages	
				Old	New
Belvoir	218	286	294	74.8	79.8
Lafayette	254	338	448		
Follow Through	<u>152</u>	<u>192</u>	<u>-0-</u>		
Totals	406	530	448	69.2	55.3

Closure of Central Park, Hudson, and Polk

Affected Schools	1975-76 Enrollment <sup>1</sup>	1975-76 EIC	Projected 1979-80 Enrollment	Minority Percentages	
				Old	New
Highland Park Central	340	407	462		
Follow Through	<u>111</u>	<u>145</u>	<u>97</u>		
Totals	451	552	559	32.8	38.0
Highland Park North	332	338	366	42.5	37.6
Lowman Hill	304	338	334	45.1	43.5
Quinton Heights	197	208	359	39.1	42.2
Stout	233	254	339	4.7	9.8

Closure of Potwin and Sumner

Affected School	1975-76 Enrollment <sup>1</sup>	EIC	Estimated 1981-82 Enrollment	Minority Percentages	
				Old	New
New School	---	400	400	----	12.1

<sup>1</sup>Enrollment of September 15, 1975, excluding Head Start and Special Education.

Appendix D

Up-dated USD 501 Enrollment Projections

For Present Schools

USD 501 REGULAR INSTRUCTIONAL PROGRAM  
ENROLLMENT PROJECTIONS BY GRADE\*

Grade	Actual	Projected				
	1975-76	1976-77	1977-78	1978-79	1979-80	1980-81
K	1,576	1,583	1,390	1,229	1,070	1,129
1	1,450	1,503	1,510	1,325	1,172	1,021
2	1,356	1,383	1,434	1,440	1,264	1,117
3	1,272	1,303	1,329	1,378	1,384	1,214
4	1,357	1,207	1,237	1,261	1,307	1,313
5	1,403	1,308	1,164	1,192	1,216	1,260
6	1,386	1,369	1,277	1,135	1,163	1,186
TOTALS (K-6)	9,800	9,656	9,341	8,960	8,576	8,240
7	1,412	1,347	1,330	1,241	1,103	1,130
8	1,534	1,382	1,318	1,302	1,214	1,080
9	1,523	1,532	1,380	1,316	1,300	1,212
TOTALS (7-9)	4,469	4,261	4,028	3,859	3,617	3,422
10	1,637	1,477	1,486	1,338	1,277	1,261
11	1,639	1,569	1,416	1,424	1,283	1,224
12	1,431	1,481	1,417	1,279	1,286	1,159
TOTALS (10-12)	4,707	4,527	4,319	4,041	3,846	3,644
TOTALS (K-12)	18,976	18,444	17,688	16,860	16,039	15,306

\*Excluding Head Start and Special Education.



USD 501 REGULAR INSTRUCTIONAL PROGRAM  
ENROLLMENT PROJECTIONS BY SCHOOL\*

School	Actual	Projected				
	1975-76	1976-77	1977-78	1978-79	1979-80	1980-81
<u>Senior High Schools</u>						
Highland Park	1,446	1,391	1,327	1,241	1,182	1,119
Topeka	1,831	1,761	1,680	1,572	1,496	1,418
Topeka West	1,430	1,375	1,312	1,228	1,168	1,107
TOTALS (10-12)	4,707	4,527	4,319	4,041	3,846	3,644
<u>Junior High Schools</u>						
Boswell	571	545	515	493	462	437
Capper	335	319	302	289	271	256
East Topeka	384	366	346	332	311	294
Eisenhower	575	548	518	497	466	441
French	387	369	349	334	313	296
Highland Park	336	320	303	290	272	257
Holliday	373	356	336	322	302	286
Jardine	670	639	604	578	542	513
Landon	383	365	345	331	310	293
Roosevelt	455	434	410	393	368	349
TOTALS (7-9)	4,469	4,261	4,028	3,859	3,617	3,422
<u>Elementary Schools</u>						
Avondale East	320	316	305	293	280	270
Avondale Southwest	332	327	317	304	291	279
Avondale West	401	395	382	367	351	337
Belvoir	218	214	207	199	190	183
Bishop	484	477	461	443	424	407
Central Park	287	283	274	263	251	241
Crestview	362	356	345	331	316	304
Gage	284	280	271	260	249	239
Grant	167	164	159	152	146	140
Highland Park Central**	451	444	430	412	394	379
Highland Park North	332	327	317	304	291	279
Highland Park South	459	452	437	419	401	386
Hudson	274	270	261	251	240	231
Lafayette**	406	400	387	371	355	341
Linn	283	279	270	259	248	238

\* Excluding Head Start and Special Education.

\*\*Denotes Follow Through schools.

School	Actual	Projected				
	1975-76	1976-77	1977-78	1978-79	1979-80	1980-81
Lowman Hill	304	299	289	278	266	255
Lundgren**	288	284	275	263	252	242
McCarter	421	415	402	385	369	354
McClure	392	386	374	358	343	330
McEachron	452	445	431	413	395	380
Parkdale	157	155	149	143	137	132
Polk	138	136	132	126	121	116
Potwin	269	266	257	246	236	227
Quincy	236	233	225	216	207	199
Quinton Heights	197	194	188	180	172	166
Randolph	366	360	348	334	320	307
Rice	182	180	174	167	160	153
Sheldon	186	184	177	170	163	157
State Street	354	349	337	324	310	298
Stout	233	230	222	213	204	196
Sumner	255	251	243	233	223	214
Whitson	310	305	295	283	271	260
TOTALS (K-6)	9,800	9,656	9,341	8,960	8,576	8,240
TOTALS (K-12)	18,976	18,444	17,688	16,860	16,039	15,306

\*\*Denotes Follow Through schools.