

OPTIONAL ²⁰¹² Bond Future Cruise
p. 12

Topeka
Public
Schools

L - 27



Long-Range Facilities Plan

LONG-RANGE FACILITIES PLAN

March 17, 1976

The Topeka Public Schools
Unified School District No. 501
415 West Eighth Street
Topeka, Kansas 66603

Board of Education

Mr. Wayne T. Stratton, President

Mr. T. C. Anderson, Vice-president

Dr. Mark L. Morris, Jr.

Mr. Harry W. Craig, Jr.

Mr. Don Oden

Mr. Samuel P. Hurd

Mr. Fred W. Rausch, Jr.

Administration

Dr. James M. Gray
Superintendent

Dr. Donald L. Wright
Associate Superintendent of
Educational Services

Dr. Owen M. Henson
Associate Superintendent of
Management Services

Coordinated and assembled by the Office of Planning and Evaluation
Services, Michael D. Tribbey, Director

CONTENTS

	<u>Page</u>
1. Contents.....	iii
2. Introduction.....	1
3. The Plan.....	2
4. A Comparison of Major Capital Improvement Costs and Projected Available Capital Improvement Funds.....	4
5. Possible Disposition of Excess Property.....	5
6. Revised Pupil Transportation Policy.....	6
7. Appendixes	
7.1 Appendix A: Map of 1976-77 Attendance Areas and Projected 1976-77 Enroll- ments for Boswell, French, Landon, and Jardine Junior High Schools.....	7
7.2 Appendix B: Revisions and Map of 1976-77 Senior High School Attendance Areas and Revised Topeka Plan Policy No. 10300.....	9
7.3 Appendix C: Map of Probable USD 501 Middle School Attendance Areas and Projected Enrollments.....	13
7.4 Appendix D: Map of Probable USD 501 Elementary School Attendance Areas and Projected Enrollments of Affected Schools.....	16
7.5 Appendix E: Up-dated USD 501 Enroll- ment Projections for Present Schools...	19

LONG-RANGE FACILITIES PLAN

Introduction

The long-range facilities plan for Unified School District No. 501 (USD 501) described herein is listed chronologically beginning with the current school year.

At the senior high school level the plan includes: (a) maintenance of the present senior high school facilities as regular attendance centers, (b) elimination of the present optional attendance area, and (c) transfer of the ninth grade to the senior high schools effective at the beginning of the 1980-81 school year. At the junior high school level the plan includes: (a) closure of Boswell, Capper, East Topeka, Highland Park, and Roosevelt junior high schools as regular junior high school attendance centers, (b) conversion of the present Central Park Elementary School facility to a middle school, and (c) construction of a new middle school on the Holliday-State Street site. At the elementary school level the plan includes: (a) maintenance of the present K-6 grade configuration and (b) closure of Central Park, Grant, Parkdale, Polk, Rice, and Sheldon elementary schools as regular elementary attendance centers.

The plan includes a revised transportation policy to include students attending the schools scheduled for closure. Also included is a comparison of estimated major capital improvement costs and projected capital improvement funds available during the period of the plan. Contained in the appendixes are maps of probable elementary and middle school attendance areas and projected enrollments resulting from implementation of the plan. Up-dated enrollment projections for all of the present senior high, junior high, and elementary schools of USD 501 are also included as appendixes.

The plan described herein will be examined and up-dated annually as new information is assembled.

The Plan1975-76

1. Close Capper Junior High School as a regular attendance center at the end of the school year with the present Capper attendance area divided between French and Landon junior high schools. (See Appendix A for a map of 1976-77 attendance areas and projected 1976-77 enrollments of affected schools.)
2. Begin the construction of an addition to the Landon Junior High School facility consisting of a media center, two classrooms, and rest rooms.
3. Begin the construction of an addition to the Quincy Elementary School facility consisting of a media center, small instructional spaces, and classrooms. Close Grant Elementary School when the addition to Quincy is completed at a time determined in cooperation with the parents of Grant students.
4. Begin the development of an adequate administrative, maintenance, and warehousing facility (remodel existing USD 501-owned facility, purchase a facility, or construct a new facility).
5. Make minor adjustments in the senior high school attendance areas to better equalize enrollments at the three schools. Eliminate the remaining optional attendance area and establish a policy for phasing it out. (See Appendix B for a map of the 1976-77 senior high school attendance areas and the revised Topeka Plan Policy No. 10300.)

1976-77

1. Close Sheldon Elementary School as a regular attendance center at the end of the school year and convert to a special education facility.
2. In cooperation with the City of Topeka Park Department, begin planning the conversion of the Central Park Elementary School facility to a middle school and community recreational facility.
3. Begin planning the construction of a new middle school facility on the Holliday-State Street site.
4. Begin the construction of an addition to the Highland Park North Elementary School facility consisting of a media center and classrooms.

1977-78

1. Close Parkdale Elementary School as a regular attendance center at the end of the school year.
2. Begin the conversion of the Central Park facility to a middle school and the construction of a new Holliday middle school facility.

1977-78 (Continued)

3. Construct an addition of several classrooms to the Quinton Heights Elementary School facility.

1978-79

1. Close Central Park and Polk elementary schools as regular attendance centers at the end of the school year.

1979-80

1. Close Boswell, East Topeka, Highland Park, and Roosevelt junior high schools as regular attendance centers at the end of the school year.
2. Complete the conversion of the Central Park facility to a middle school and the construction of a new Holliday middle school facility.
3. Move the ninth grade to the senior high schools at the end of the school year.

1980-81

1. Close Rice Elementary School as a regular attendance center at the end of the school year if present enrollment trends continue.

A Comparison of Estimated Major Capital Improvement Costs
and Projected Available Capital Improvement Funds

<u>School Year</u>	<u>Projected Available Capital Improvement Funds</u> ¹	<u>Estimated Capital Improvement Costs</u> ²	<u>Balance</u>
1975-76 ³	\$1,933,600	\$1,625,000	\$ 308,600
1976-77	1,728,600	1,130,000	598,600
1977-78	2,018,600	1,430,000	588,600
1978-79	2,008,600	2,000,000	8,600
1979-80	1,428,600	500,000	928,600
1980-81	2,228,600	500,000	1,728,600

Approximately an additional \$4,000,000 in revenue would accrue to the Capital Outlay Fund between the beginning of the 1981-82 school year and the end of the 1983-84 school year for capital improvement purposes.

¹Includes an assumed renewal of the present four mill, five year tax levy in 1980.

²Includes \$500,000 per year for general District-wide capital improvement projects such as media center expansions, plumbing replacements, boiler replacements, and others not required by the plan proposed herein.

³January 1, 1976, through the remainder of the school year.

Possible Disposition of Excess Property

Sell⁴

Boswell, East Topeka, Grant, Polk, old administration building, Monroe, IRC building, Menninger site, and Greensboro site.

Convert for Other Uses

Capper-----gifted or other alternative school or administration building
 Rice-----Head Start Center
 Roosevelt---alternative school or other purposes
 Sheldon-----Special Education

Raze Building and Retain Land

Highland Park Junior High-----close street and add to Highland Park
 Central Elementary School site
 Parkdale Elementary-----retain site as part of Chandler Field

⁴In addition to those properties presently on the market.

Revised Pupil Transportation Policy

Old Pupil Transportation Policy

The Board of Education of Unified School District No. 501 will provide transportation, at school district expense, during the 1975-76 school year in accordance with the following criteria:

- A. All students residing in the former Curtis Junior High School attendance area will be transported at Unified School District No. 501 expense to either Roosevelt Junior High School or Holliday Junior High School according to the attendance center to which their residence has been assigned.
- B. Students residing in the former Monroe Elementary School attendance area -- and who live a distance of one (1) mile or more from their new attendance center -- will be transported at Unified School District No. 501 expense to either Polk Elementary School or Quincon Heights Elementary School according to the attendance center to which their residence has been assigned.
- C. Students residing in the former Crane Junior High School attendance area -- and who live a distance of 1 1/2 miles or more from their new attendance center -- will be transported at Unified School District No. 501 expense to either Boswell Junior High School or Jardine Junior High School according to the attendance center to which their residence has been assigned.

New Pupil Transportation Policy

The Board of Education of Unified School District No. 501 will provide transportation for those pupils who meet both of the following two criteria:

- A. Whose place of residence is in a closed school attendance area, the area being defined in the year the school was closed.
- B. Whose residence is one (1) mile for elementary and one and one-half (1½) mile for junior high pupils by the most direct, commonly used streets from their assigned attendance centers.

The intent to provide transportation shall mean free access to vehicles on routes from within one-fourth (¼) mile of the residence to the assigned attendance center prior to the take up of normal class schedules and again to return after normal school dismissal.

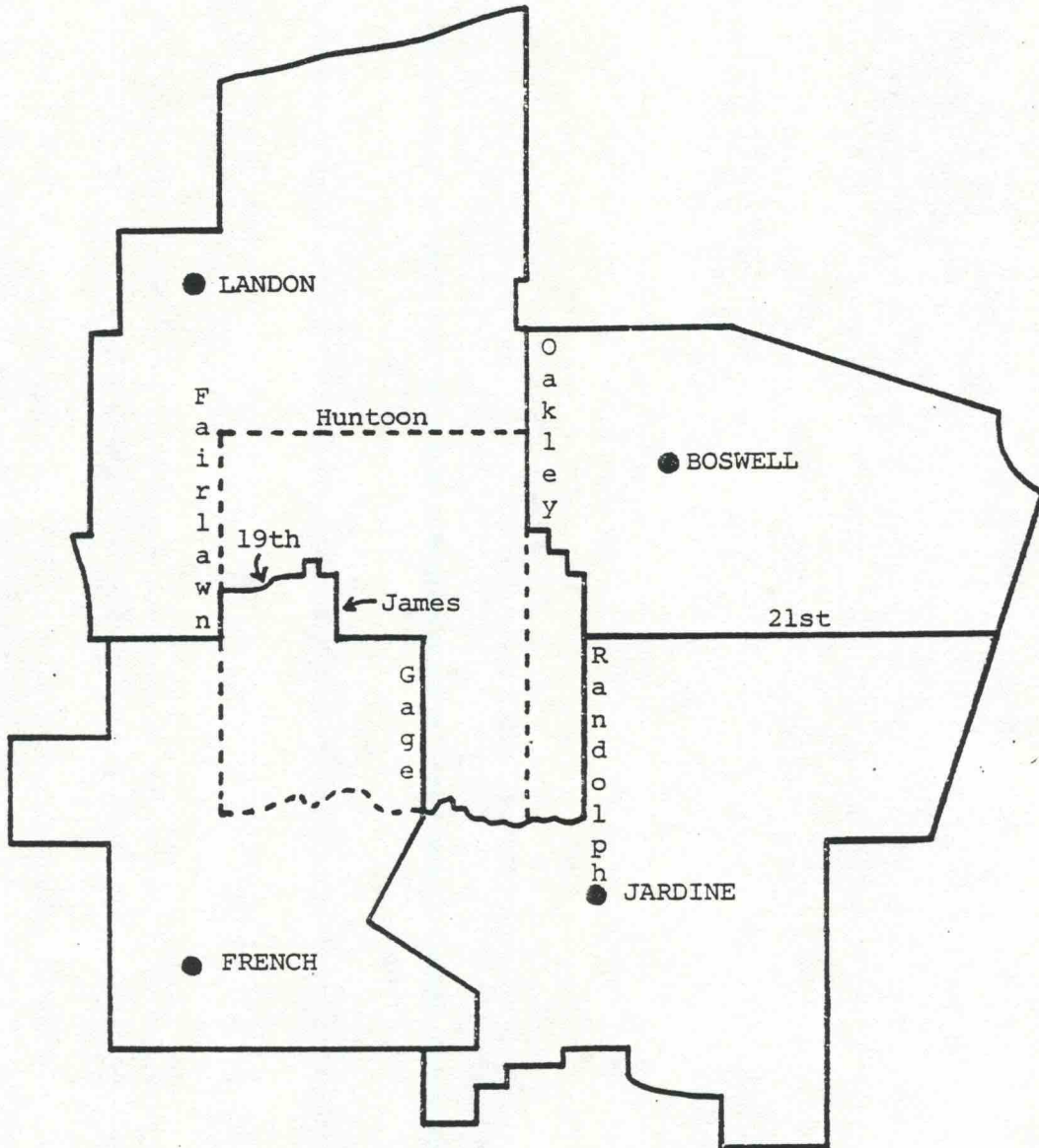
In defining most direct, commonly used streets to determine distance, provisions will be made to alter the distance interpretation to account for physical hazards.

The privilege of free transportation is contingent on reasonable behavior by the pupil and will be withdrawn, as necessary, to correct behavioral problems.

Appendix A

Map of 1976-77 Attendance Areas
and Projected 1976-77 Enrollments for Boswell, French, Landon,
and Jardine Junior High Schools

MAP OF 1976-77 ATTENDANCE AREAS FOR BOSWELL, FRENCH, LANDON
AND JARDINE JUNIOR HIGH SCHOOLS RESULTING FROM THE CLOSURE
OF CAPPER JUNIOR HIGH SCHOOL AT THE END OF THE 1975-76 SCHOOL YEAR



Projected 1976-77 Enrollments

School	1975-76 EIC	9/15/75 Enrollment	Projected 1976-77 Enrollment
Boswell	607	571	519
French	581	387	535
Jardine	730	670	638
Landon	425	383	545

Broken lines on the map above outline the 1975-76 Capper Junior High School attendance area.

Appendix B

Revisions and Map of 1976-77 Senior High School

Attendance Areas and Revised

Topeka Plan Policy No. 10300

1976-77 SENIOR HIGH SCHOOL ATTENDANCE AREAS

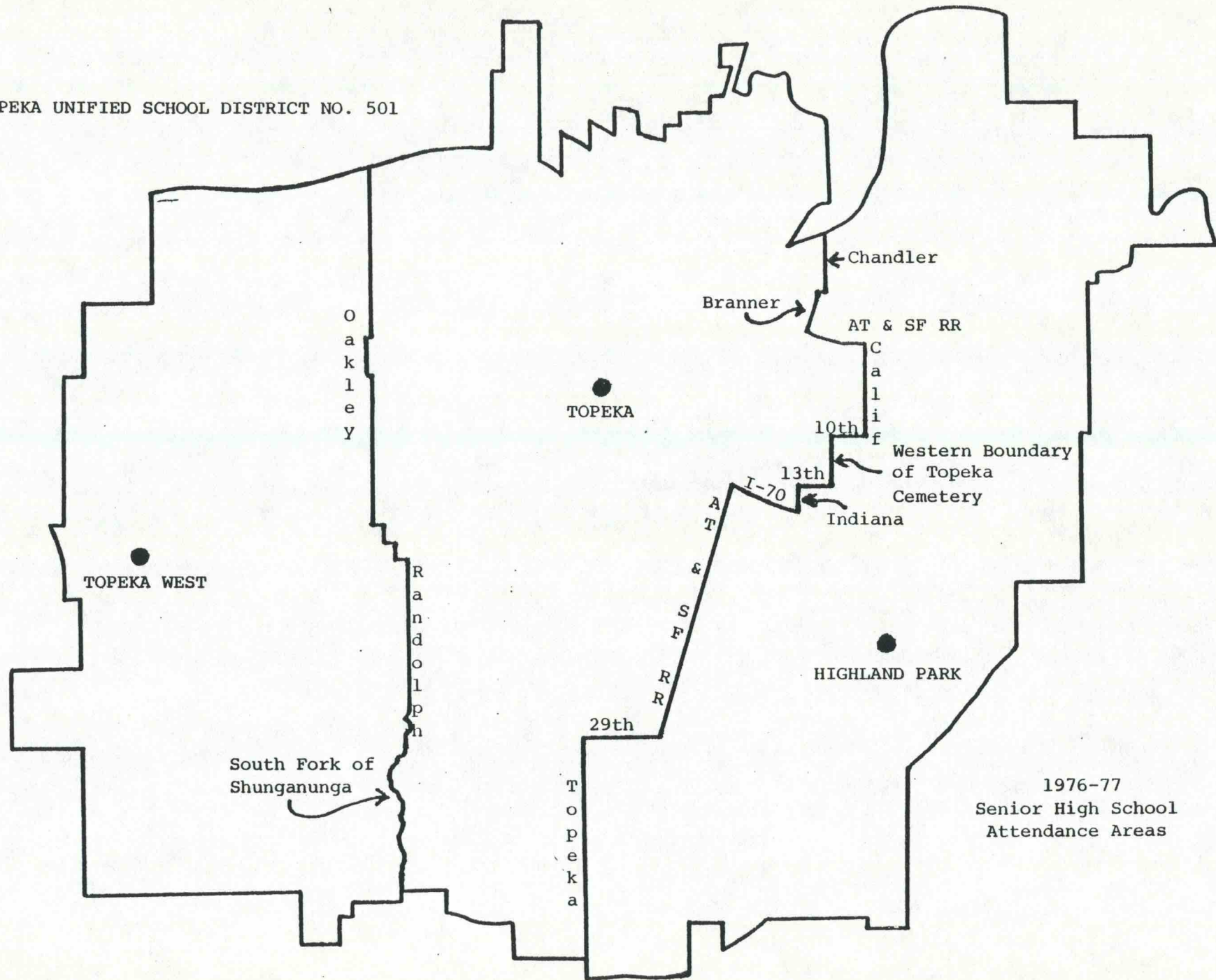
The following revisions have been made in the senior high school attendance areas for the 1976-77 school year:

1. The Topeka High-Highland Park High optional attendance area has been eliminated and assigned to Highland Park.
2. That portion of the Topeka High attendance area containing students who are also in the Landon Junior High attendance area has been transferred to Topeka West.
3. That portion of the Topeka High attendance area containing students who attend Whitson Elementary and Boswell Junior High schools, and is assigned to Landon Junior High School as a result of the closure of Capper Junior High School, has been transferred to Topeka West.

The combined effect of these revisions is shown by the following enrollment statistics.

	<u>Highland Park</u>	<u>Topeka</u>	<u>Topeka West</u>
September 15, 1975 Enrollment	1,480	1,863	1,430
Maximum enrollment transfer possible for the 1976-77 school year:			
Revision No. 1	+89	-89	
Revision No. 2		-45	+45
Revision No. 3		<u>-21</u>	<u>+21</u>
Enrollment Totals After Maximum Transfer	<u>1,569</u>	<u>1,708</u>	<u>1,496</u>
Enrollment maximum for the previous ten-year period	1,484 1971-72	2,189 1970-71	1,636 1969-70
Minority percentage of September 15, 1975 enrollment	25.81	26.84	2.17
Resulting minority percentage of enrollment after maximum transfer due to revisions	26.00	27.58	2.27

TOPEKA UNIFIED SCHOOL DISTRICT NO. 501



REVISED TOPEKA PLAN POLICY NO. 10300

Paragraph Eight of Topeka Plan Policy No. 10300-II-C relating to the senior high school optional attendance areas has been revised as indicated below.

Paragraph Eight of Old Policy

A pupil living in an optional senior high school attendance area may select the school of his choice. Once having made this selection, he must continue to attend that school for the remainder of the current academic year unless his parents move into another attendance area. (Form RB-19 not required.)

Paragraph Eight of New Policy

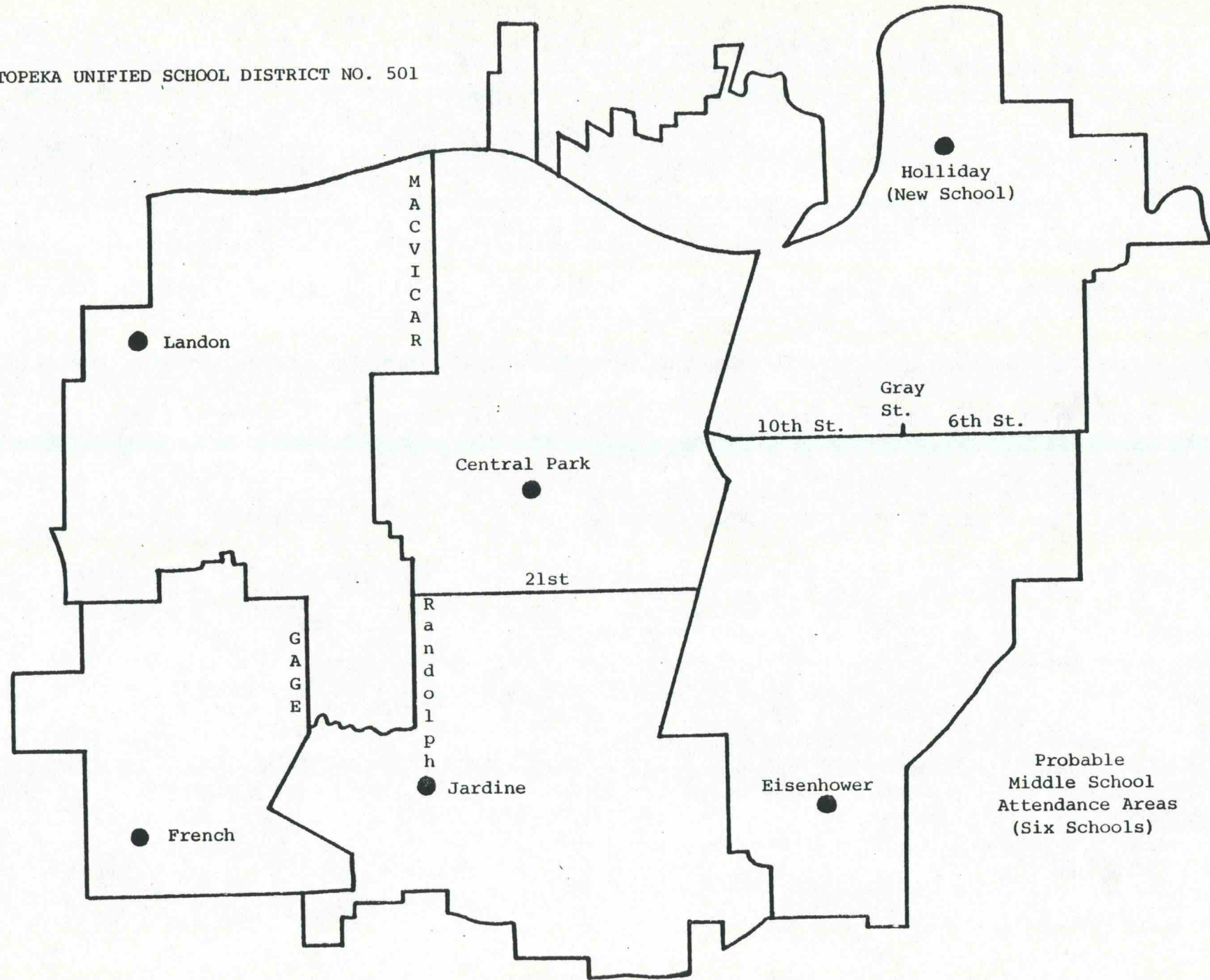
Revised Former Clause

When an optional attendance area is abolished or when a portion of an attendance area is transferred from one school to another during a school year, only those 6th, 7th, 8th, and 9th grade students who are members of any given Topeka public school at the close of that school year or who have an older brother or older sister enrolled and whose parents or legal guardian continue to reside in that abolished optional area or transferred area may have the choice to continue successive enrollments in the schools originally serving the affected area. Whenever one of these students elects to change his enrollment to the school currently serving that attendance area, he forfeits his right to return his enrollment to that school formerly serving the original attendance area. Other pupils living in the abolished optional attendance area or transferred area who do not meet the above criteria must attend the school that is in their prescribed attendance area.

Appendix C

Map of Probable USD 501
Middle School Attendance Areas
and Projected Enrollments

TOPEKA UNIFIED SCHOOL DISTRICT NO. 501



Probable
Middle School
Attendance Areas
(Six Schools)

PROJECTED USD 501 MIDDLE SCHOOL ENROLLMENTS (GRADES 7-8)

School	1975-76 Enroll- ment ¹	1975-76 EIC	Projected 1980-81 Enroll- ment	Minority Percentages	
				Old	New
Central Park	---	450 ²	437	----	24.3
Eisenhower	575	722	399	24.0	36.2
French	387	581	276	3.4	3.0
Holliday (New School)	373	409	337	19.0	33.9
Jardine	670	730	459	5.5	10.3
Landon	383	425	302	3.9	2.9
TOTALS	4,469 ³	3,317	2,210	19.4	NC

¹September 15, 1975, excluding Special Education.

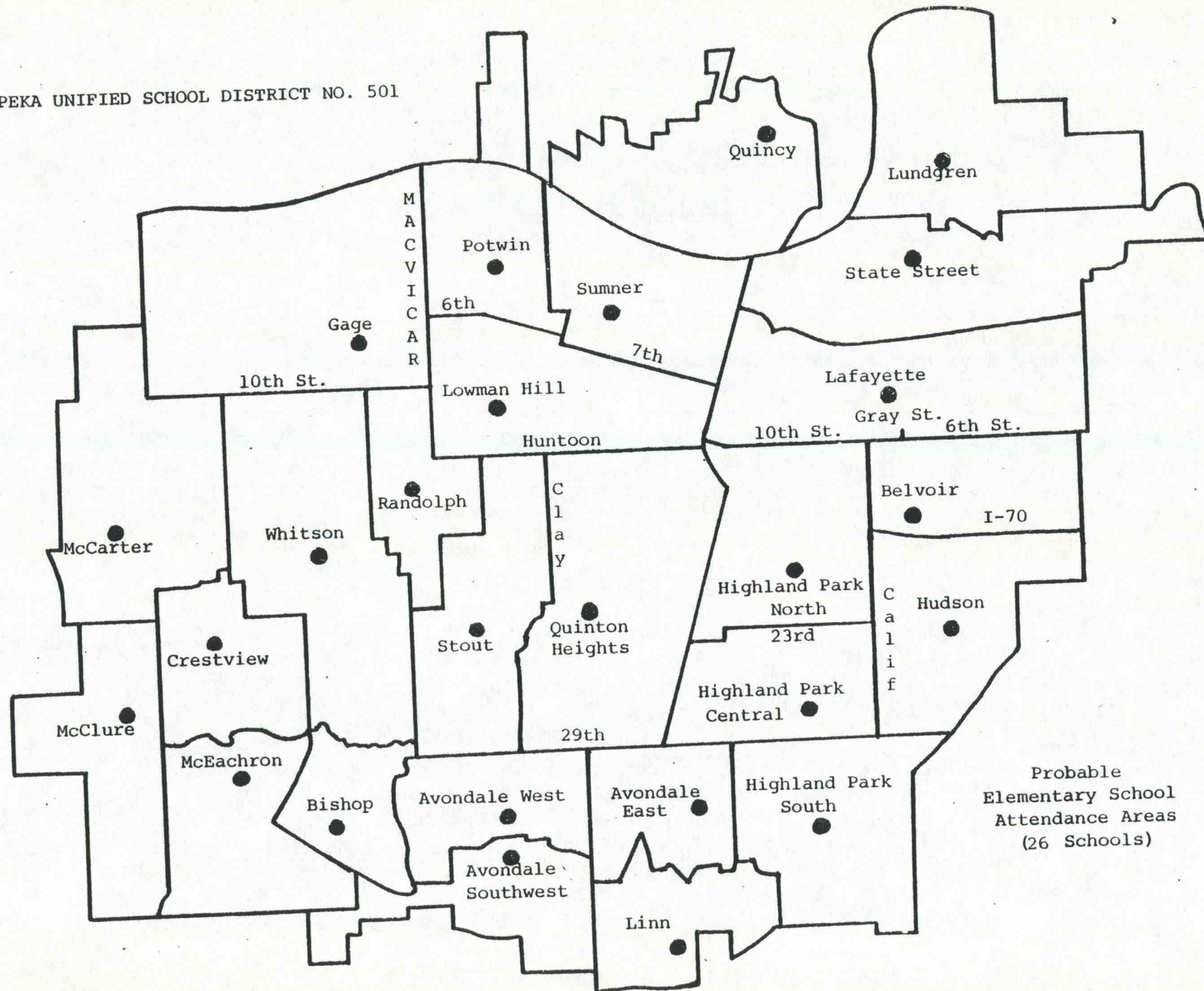
²Estimated effective instructional capacity of converted facility.

³Including closed schools.

Appendix D

Map of Probable USD 501
Elementary School Attendance Areas
and Projected Enrollments of Affected Schools

TOPEKA UNIFIED SCHOOL DISTRICT NO. 501



Probable
Elementary School
Attendance Areas
(26 Schools)

PROJECTED ENROLLMENTS OF USD 501 ELEMENTARY SCHOOLS (GRADES K-6)
AFFECTED BY PROPOSED SCHOOL CLOSURES

Closure of Grant

Affected School	1975-76 Enrollment ¹	1975-76 EIC	Projected 1976-77 Enrollment	Minority Percentages	
				Old	New
Quincy	236	260	397	18.6	19.6

Closure of Sheldon

Affected School	1975-76 Enrollment ¹	1975-76 EIC	Projected 1977-78 Enrollment	Minority Percentages	
				Old	New
Gage	284	272	286	3.9	3.0
McCarter	421	442	453	1.0	1.5
Whitson	310	299	406	1.9	3.3

Closure of Parkdale

Affected School	1975-76 Enrollment ¹	1975-76 EIC	Projected 1978-79 Enrollment	Minority Percentages	
				Old	New
Belvoir	218	286	209	74.8	74.6
Highland Park North	332	338	387	42.5	53.7
Lafayette					
Regular	254	338	283	65.8	70.7
Follow Through	152	192	139	75.0	NC
Totals	406	530	422	69.2	72.1

Closure of Central Park and Polk

Affected School	1975-76 Enrollment ¹	1975-76 EIC	Projected 1979-80 Enrollment	Minority Percentages	
				Old	New
Lowman Hill	304	338	316	45.1	42.8
Quinton Heights	197	208	359	39.1	42.2
Stout	233	254	339	4.7	9.8

Closure of Rice

Affected School	1975-76 Enrollment ¹	1975-76 EIC	Projected 1981-82 Enrollment	Minority Percentages	
				Old	New
Belvoir	218	286	187	74.6	73.9
Lafayette					
Regular	254	338	398	70.7	55.3
Follow Through	152	192	124	75.0	NC
Totals	406	530	522	72.1	60.0

¹Enrollment of September 15, 1975, excluding Head Start and Special Education.

Appendix E

Up-dated USD 501 Enrollment Projections

For Present Schools

USD 501 REGULAR INSTRUCTIONAL PROGRAM
ENROLLMENT PROJECTIONS BY GRADE*

Grade	Actual	Projected				
	1975-76	1976-77	1977-78	1978-79	1979-80	1980-81
K	1,576	1,583	1,390	1,229	1,070	1,129
1	1,450	1,503	1,510	1,325	1,172	1,021
2	1,356	1,383	1,434	1,440	1,264	1,117
3	1,272	1,303	1,329	1,378	1,384	1,214
4	1,357	1,207	1,237	1,261	1,307	1,313
5	1,403	1,308	1,164	1,192	1,216	1,260
6	1,386	1,369	1,277	1,135	1,163	1,186
TOTALS (K-6)	9,800	9,656	9,341	8,960	8,576	8,240
7	1,412	1,347	1,330	1,241	1,103	1,130
8	1,534	1,382	1,318	1,302	1,214	1,080
9	1,523	1,532	1,380	1,316	1,300	1,212
TOTALS (7-9)	4,469	4,261	4,028	3,859	3,617	3,422
10	1,637	1,477	1,486	1,338	1,277	1,261
11	1,639	1,569	1,416	1,424	1,283	1,224
12	1,431	1,481	1,417	1,279	1,286	1,159
TOTALS (10-12)	4,707	4,527	4,319	4,041	3,846	3,644
TOTALS (K-12)	18,976	18,444	17,688	16,860	16,039	15,306

*Excluding Head Start and Special Education.

USD 501 REGULAR INSTRUCTIONAL PROGRAM
ENROLLMENT PROJECTIONS BY SCHOOL*

School	Actual	Projected				
	1975-76	1976-77	1977-78	1978-79	1979-80	1980-81
<u>Senior High Schools</u>						
Highland Park	1,446	1,391	1,327	1,241	1,182	1,119
Topeka	1,831	1,761	1,680	1,572	1,496	1,418
Topeka West	1,430	1,375	1,312	1,228	1,168	1,107
TOTALS (10-12)	4,707	4,527	4,319	4,041	3,846	3,644
<u>Junior High Schools</u>						
Boswell	571	545	515	493	462	437
Capper	335	319	302	289	271	256
East Topeka	384	366	346	332	311	294
Eisenhower	575	548	518	497	466	441
French	387	369	349	334	313	296
Highland Park	336	320	303	290	272	257
Holliday	373	356	336	322	302	286
Jardine	670	639	604	578	542	513
Landon	383	365	345	331	310	293
Roosevelt	455	434	410	393	368	349
TOTALS (7-9)	4,469	4,261	4,028	3,859	3,617	3,422
<u>Elementary Schools</u>						
Avondale East	320	316	305	293	280	270
Avondale Southwest	332	327	317	304	291	279
Avondale West	401	395	382	367	351	337
Belvoir	218	214	207	199	190	183
Bishop	484	477	461	443	424	407
Central Park	287	283	274	263	251	241
Crestview	362	356	345	331	316	304
Gage	284	280	271	260	249	239
Grant	167	164	159	152	146	140
Highland Park Central**	451	444	430	412	394	379
Highland Park North	332	327	317	304	291	279
Highland Park South	459	452	437	419	401	386
Hudson	274	270	261	251	240	231
Lafayette**	406	400	387	371	355	341
Linn	283	279	270	259	248	238

* Excluding Head Start and Special Education.

**Denotes Follow Through schools.

School	Actual	Projected				
	1975-76	1976-77	1977-78	1978-79	1979-80	1980-81
Lowman Hill	304	299	289	278	266	255
Lundgren**	288	284	275	263	252	242
McCarter	421	415	402	385	369	354
McClure	392	386	374	358	343	330
McEachron	452	445	431	413	395	380
Parkdale	157	155	149	143	137	132
Polk	138	136	132	126	121	116
Potwin	269	266	257	246	236	227
Quincy	236	233	225	216	207	199
Quinton Heights	197	194	188	180	172	166
Randolph	366	360	348	334	320	307
Rice	182	180	174	167	160	153
Sheldon	186	184	177	170	163	157
State Street	354	349	337	324	310	298
Stout	233	230	222	213	204	196
Sumner	255	251	243	233	223	214
Whitson	310	305	295	283	271	260
TOTALS (K-6)	9,800	9,656	9,341	8,960	8,576	8,240
TOTALS (K-12)	18,976	18,444	17,688	16,860	16,039	15,306

**Denotes Follow Through schools.