

IN THE UNITED STATES DISTRICT COURT
FOR THE DISTRICT OF KANSAS

OLIVER BROWN, et al.,
and
CHARLES and KIMBERLY SMITH, minor
children, by their mother and next
friend, LINDA BROWN SMITH, et al.,
vs.
BOARD OF EDUCATION OF TOPEKA,
SHAWNEE COUNTY, KANSAS,
et al.,
Plaintiffs,
Intervening
Plaintiffs,
Defendants.

No. T-316

ANSWER OF UNIFIED SCHOOL DISTRICT NO. 501
TO PLAINTIFF-INTERVENORS' INTERROGATORY NO. 16

16. For each school in existence and for each year during the school years from 1940-1941 to 1979-1980, state whether any tests designed to measure academic achievement were administered at the school. If the answer is in the affirmative state:

- a. The name of the test
- b. A description of the test and the objectives of the test
- c. The name and address of the author or preparer of the test
- d. The name and address of the person or organization that scored the test
- e. The name and official title and address of the person in the school district who had the responsibility of selecting the test to be administered at the school
- f. The average and median test score at the school

ANSWER:

The answer of Unified School District No. 501 to Interrogatory No. 16 is attached hereto. In searching the records of the School District, tests and results for years prior to 1970 concerning the measurement of academic achievement cannot be located and are believed to no longer exist. Each subpart of Interrogatory No. 16 is answered individually for each test. This answer was prepared under the direction and supervision of James F. Coder, Director of Guidance Services for the District.


V E R I F I C A T I O N

STATE OF KANSAS)
) ss:
COUNTY OF SHAWNEE)

The undersigned, of lawful age, being first duly sworn upon his oath, deposes and states:

That he is Director of Guidance Services for Unified School District No. 501, that he has read the answer to Interrogatory No. 16 of Intervening Plaintiffs' Interrogatories--First Set which was prepared under his general direction and supervision and such answer is true and correct to the best of his knowledge and belief.

Further Affiant saith not.



JAMES F. CODER


Subscribed and sworn to before me this 16th day of September, 1980.



Notary Public


my appointment expires:

June 26, 1981.



C E R T I F I C A T E O F S E R V I C E

The undersigned hereby certifies that the original and one copy of the above and foregoing "Answer of Unified School District No. 501 to Plaintiff-Intervenors' Interrogatory No. 16" was served by hand-delivering same this 17th day of September, 1980, to Attorneys for Intervening Plaintiffs by serving Richard Jones, Scott, Scott, Scott & Scott, 724 1/2 Kansas Avenue, Topeka, Kansas 66603.



K. Gary Sebelius
of Eidson, Lewis, Porter & Haynes
1300 Merchants National Bank Bldg.
Topeka, Kansas 66612 233-2332
Attorneys for U.S.D. No. 501

- a. Test Name: Metropolitan Readiness Tests (Grade 1, Form A until the fall of 1976, Form P after that).
- b. Description: Test content drawn from the areas of auditory and visual discrimination, language comprehension and quantitative concepts to evaluate the development of those cognitive skills which are important in early reading and mathematics learning.
- c. Author: Form A, Gertrude H. Hildreth, Nellie L. Griffiths, Mary E. McGauvran, Harcourt Brace and World Inc., New York. Form P, same authors but the test is now published by The Psychological Corporation, 757 Third Avenue, New York, New York 10017.
- d. Scored by: Hand scored by individual classroom teachers.
- e. Responsible for selection: Sylvia Nelson, Director of Elementary Education (retired), current address 2219 S.W. 29th Terrace, Apt. 33, Topeka, Kansas 66611. Form P, James F. Coder, Director of Guidance Services, 624 West 24th, Topeka, Kansas 66611 after consultation with some teachers and counselors individually.
- f. Average Scores by School:

The median test score is not available. The mean or average score by school is presented in percentile ranks based on national norms.

Information is presented for the school years 1970-71 through 1977-78, the last year this test was administered in The Topeka Public Schools. Information about scores for other years this test may have been administered is not available.

MEAN PERCENTILES BY SCHOOL ON THE METROPOLITAN READINESS TESTS
(Form A) 1970-1975, GRADE 1

SCHOOL	1970-71	1971-72	1972-73	1973-74	1974-75	1975-76
✓ Avondale East	71.2	64.9	60.2	70.5	60.5	60.2 -
Avondale Southwest	63.7	74.5	73.7	78.5	63.2	82.4 -
Avondale West	87.2	84.5	82.8	82.7	79.2	88.2 0/-
✓ Belvoir	*----	*----	45.3	37.4	41.5	36.4 -
Bishop	82.1	83.1	89.6	89.0	88.4	92.2 +/-
Central Park	66.7	64.4	73.3	83.5	82.0	79.1 +/-
Clay	67.0	57.2	71.1	65.3	67.6	**---- ~
Crestview	81.2	81.3	75.0	77.7	78.3	85.8 0/-
Gage	83.9	83.6	78.1	83.9	90.3	89.9 ~/-
Grant	46.3	58.7	45.5	52.4	71.8	54.7 ~-/-
Highland Park Central	62.4	66.7	71.2	63.8	65.1	72.0 ~
Highland Park North	70.0	73.0	71.2	65.9	72.3	66.5 ~/-
Highland Park South	68.3	77.5	72.8	78.2	69.2	70.3 ~/-
Hudson	77.0	76.1	71.2	73.1	74.8	68.0 ~/-
Lafayette	41.0	51.6	57.6	52.5	50.7	62.1 +/-
Linn	77.2	81.2	77.6	84.4	82.7	85.0 +/-
Lowman Hill	68.1	66.0	69.7	82.0	69.5	70.3 ~-/-/+
Lundgren	71.5	72.1	74.7	72.6	79.7	79.2
McCarter	75.5	81.6	73.4	76.4	72.7	82.1 ~ +/- +
McClure	86.5	93.2	91.5	82.8	86.0	89.9 + -+/- +
McEachron	79.5	78.7	80.6	85.3	88.0	85.2 + -+/-
Monroe	*----	62.0	44.9	48.1	59.2	**---- -
Parkdale	33.7	46.2	50.9	44.0	48.0	54.8 + -+/- +
Polk	72.9	73.6	75.5	69.6	70.4	62.3 ~- - -
Potwin	77.7	78.6	82.1	87.3	79.4	87.8 + -+/- +
Quincy	61.6	62.3	57.3	54.0	58.0	47.9
Quinton Heights	63.2	64.2	74.3	75.3	77.3	68.0
Randolph	81.6	84.0	78.7	88.7	78.1	85.5
Rice	80.6	72.4	70.5	71.0	62.0	63.7
Sheldon	88.0	76.6	90.3	79.7	86.4	84.9
State Street	54.4	56.6	50.6	55.8	60.1	67.2
Stout	81.1	89.5	85.6	76.3	81.1	77.2
Sumner	68.2	61.5	64.9	70.9	68.0	71.9
Whitson	90.7	93.0	91.6	86.1	91.2	88.4
Topeka Public Schools	72.9	72.2	72.1	73.5	72.1	76.0

MEAN PERCENTILES BY SCHOOL ON THE METROPOLITAN READINESS TESTS
(Form P) 1976, Grade 1

<u>SCHOOL</u>	<u>1976-77</u>
Avondale East	47.2
Avondale Southwest	61.6
Avondale West	73.2
Belvoir	28.8
*Bishop	----
Central Park	62.7
Crestview	64.7
Gage	63.2
Grant	32.1
Highland Park Central	64.4
Highland Park North	52.1
Highland Park South	57.0
Hudson	57.0
Lafayette	40.9
Linn	60.0
Lowman Hill	51.8
Lundgren	57.5
McCarter	53.7
McClure	76.3
McEachron	61.7
Parkdale	26.3
Polk	47.7
Potwin	58.3
Quincy	30.6
Quinton Heights	36.6
Randolph	64.8
Rice	53.1
Sheldon	72.6
State Street	45.6
Stout	70.7
Summer	58.4
Whitson	72.0
Topeka Public Schools	56.7

4323

*These students tested in the spring of their kindergarten year

MEAN PERCENTILES BY SCHOOL ON THE METROPOLITAN READINESS TESTS
(Form P) 1976, Grade 1

SCHOOL	# STUDENTS	1977-78
Avondale East	64	48.1
Avondale Southwest	44	56.6
Avondale West	49	66.2
Belvoir	33	25.7
*Bishop	72	72.7
Central Park	50	53.9
Crestview	51	66.8
Gage	53	71.7
Highland Park Central	105	68.5
Highland Park North	37	59.1
Highland Park South	63	53.9
Hudson	33	56.8
Lafayette	67	39.4
Linn	32	75.0
Lowman Hill	43	65.3
Lundgren	41	61.8
McCarter	64	61.9
McClure	71	78.3
McEachron	66	67.3
Parkdale	28	31.5
Polk	24	56.0
Potwin	35	67.0
Quincy	38	45.1
Quinton Heights	29	46.2
Randolph	63	62.1
Rice	26	50.4
State Street	51	48.7
Stout	37	64.2
Sumner	45	49.3
Whitson	43	83.1
Topeka Public Schools	1,457	59.5

*Kindergarten - Spring, 1977

- a. Test Name: Gates MacGinitie Reading Tests Primary B (grade 2) Form 1 and 2.
- b. Description: The Vocabulary Test samples the child's ability to recognize or analyze isolated words. The Comprehension Test measures the child's ability to read and understand whole sentences and paragraphs.
- c. Author: Arthur I. Gates and Walter H. MacGinitie, Teachers College Press, Teachers College, Columbia University New York.
- d. Scored by: Hand scored by individual classroom teachers.
- e. Responsible for selection: Sylvia Nelson, Director of Elementary Education (retired), current address 2219 S.W. 29th Terrace, Apt. 33, Topeka, Kansas 66611.
- f. Average Scores by School:

The median test score is not available. The mean or average score by school is presented in percentile ranks based on national norms.

Information is presented for the school years 1970-71 through 1977-78, the last year this test was administered in The Topeka Public Schools. Raw data from the administration of this test during the 1964-65, 1965-66, 1966-67, 1967-68, 1968-69, and 1969-70 school years are in the archives but average scores are not in the records. Information about scores for other years this test may have been administered is not available.

MEAN PERCENTILES BY SCHOOL ON THE GATES MAC GINITIE READING TESTS
(Primary B, Form 1) 1971-1976, GRADE 2

SCHOOL	Year	Vocabulary	Comprehension	Composite
Avondale East	1970-71	46.06	41.73	43.71
	1971-72	38.15	36.99	38.61
	1972-73	49.55	49.68	49.61
	1973-74	38.33	33.99	35.14
	1974-75	48.67	44.78	47.20
	1975-76	53.46	49.38	52.18
Avondale Southwest	1970-71	54.79	54.88	55.94
	1971-72	54.50	52.18	53.58
	1972-73	65.60	65.43	66.32
	1973-74	69.33	63.14	66.98
	1974-75	62.20	65.43	64.70
	1975-76	76.80	74.50	76.33
Avondale West	1970-71	66.07	69.88	68.63
	1971-72	77.74	76.19	77.30
	1972-73	70.00	70.22	70.48
	1973-74	70.83	70.05	70.40
	1974-75	75.00	68.27	73.04
	1975-76	76.93	71.68	74.47
Belvoir	1970-71	35.55	31.09	33.34
	1971-72	29.91	28.84	29.62
	1972-73	45.03	45.56	45.22
	1973-74	37.59	34.85	36.11
	1974-75	33.69	33.70	33.81
	1975-76	29.15	27.03	27.68
Bishop	1970-71	63.07	64.77	64.59
	1971-72	62.84	62.90	64.00
	1972-73	70.88	67.97	70.28
	1973-74	80.00	77.15	79.58
	1974-75	76.46	82.18	80.38
	1975-76	79.01	74.04	78.75
Central Park	1970-71	52.06	52.97	52.64
	1971-72	48.00	48.66	48.32
	1972-73	60.40	54.60	57.91
	1973-74	62.55	58.00	60.90
	1974-75	57.08	52.40	50.16
	1975-76	60.31	56.93	59.10
Clay	1970-71	45.44	43.80	44.68
	1971-72	55.20	57.88	57.64
	1972-73	50.53	45.88	48.53
	1973-74	64.18	65.13	65.47
	1974-75	50.36	43.73	48.86
	1975-76	* ---	* ---	* ---
Crestview	1970-71	57.58	59.61	59.21
	1971-72	62.94	64.41	64.56
	1972-73	55.00	52.18	52.81
	1973-74	51.63	46.88	49.33
	1974-75	56.07	55.07	56.20
	1975-76	59.69	59.56	59.88
Gage	1970-71	58.89	63.20	61.62
	1971-72	67.28	66.23	67.15
	1972-73	64.37	65.30	64.67
	1973-74	68.68	68.30	69.52
	1974-75	72.81	62.10	67.87
	1975-76	70.73	71.18	71.85
Grant	1970-71	31.87	29.47	29.47
	1971-72	46.52	15.70	27.52
	1972-73	43.00	43.05	41.14
	1973-74	44.71	46.04	44.33
	1974-75	50.35	46.17	46.63
	1975-76	36.50	36.73	37.00
Highland Park Central	1970-71	37.49	41.43	39.88
	1971-72	46.62	43.41	44.97
	1972-73	49.00	44.06	46.65
	1973-74	---	---	---

MEAN PERCENTILES BY SCHOOL ON THE GATES MAC GINIE READING TESTS
(Primary B, Form 1) 1971-1976, GRADE 2

SCHOOL	Year	Vocabulary	Comprehension	Composite
Highland Park North	1970-71	34.16	29.64	31.57
	1971-72	47.07	41.73	45.00
	1972-73	53.20	45.69	49.53
	1973-74	62.96	50.76	56.85
	1974-75	52.02	46.07	48.29
	1975-76	62.76	59.95	62.34
Highland Park South	1970-71	64.69	60.77	63.03
	1971-72	62.52	62.91	63.20
	1972-73	60.19	56.22	58.68
	1973-74	56.93	56.33	57.41
	1974-75	69.98	69.98	70.27
	1975-76	61.56	64.25	63.13
Hudson	1970-71	58.78	58.68	58.75
	1971-72	50.53	47.71	49.62
	1972-73	48.76	51.89	49.96
	1973-74	55.03	56.92	56.33
	1974-75	59.63	55.80	57.88
	1975-76	47.88	44.43	45.98
Lafayette	1970-71	28.74	24.58	25.58
	1971-72	30.22	23.73	26.32
	1972-73	35.89	29.81	33.20
	1973-74	55.94	39.90	47.80
	1974-75	36.91	33.89	34.57
	1975-76	38.28	30.29	34.45
Linn	1970-71	50.28	50.59	50.31
	1971-72	52.94	54.04	53.60
	1972-73	61.54	60.74	61.61
	1973-74	47.55	54.78	52.53
	1974-75	66.62	62.81	65.24
	1975-76	63.62	63.14	64.05
Lowman Hill	1970-71	37.51	35.43	37.00
	1971-72	42.22	40.64	41.10
	1972-73	50.73	46.88	48.83
	1973-74	50.83	38.87	45.53
	1974-75	60.19	64.45	64.65
	1975-76	49.09	41.41	44.82
Lundgren	1970-71	40.21	37.69	38.29
	1971-72	50.93	46.63	49.07
	1972-73	62.83	52.08	58.11
	1973-74	64.52	61.27	64.00
	1974-75	65.45	66.70	67.93
	1975-76	61.19	60.36	60.90
McCarter	1970-71	61.15	60.89	61.21
	1971-72	59.19	60.52	60.61
	1972-73	67.68	68.18	68.43
	1973-74	62.40	59.29	60.56
	1974-75	67.72	61.61	66.49
	1975-76	59.46	62.53	66.63
McClure	1970-71	59.42	57.49	58.69
	1971-72	65.02	64.63	65.27
	1972-73	68.42	71.91	70.40
	1973-74	68.80	68.66	69.48
	1974-75	67.62	62.77	65.92
	1975-76	76.51	75.12	79.00
McEachron	1970-71	62.10	61.85	61.61
	1971-72	59.62	58.69	59.11
	1972-73	70.13	67.11	69.61
	1973-74	72.97	68.57	71.80
	1974-75	76.03	76.10	76.87
	1975-76	74.92	73.48	75.06
Monroe	1970-71	24.71	23.14	23.81
	1971-72	46.70	39.04	42.96
	1972-73	40.68	43.95	43.68
	1973-74	41.47	42.65	42.06

MEAN PERCENTILES BY SCHOOL ON THE GATES MAC GINITLE READING TESTS
(Primary B, Form 1) 1971-1976, GRADE 2

SCHOOL	Year	Vocabulary	Comprehension	Composite
Parkdale	1970-71	23.28	28.89	26.08
	1971-72	30.21	28.55	28.28
	1972-73	28.66	25.50	26.61
	1973-74	35.72	32.24	32.72
	1974-75	24.43	19.76	22.14
	1975-76	28.11	28.22	28.04
Polk	1970-71	50.20	57.60	54.72
	1971-72	48.88	45.58	47.46
	1972-73	59.68	55.23	57.82
	1973-74	50.32	49.79	50.00
	1974-75	38.38	31.67	35.05
	1975-76	59.60	51.40	56.60
Potwin	1970-71	46.54	43.60	44.83
	1971-72	64.68	61.92	64.18
	1972-73	64.98	60.64	63.36
	1973-74	64.25	61.28	63.25
	1974-75	86.55	64.19	66.16
	1975-76	61.21	81.47	61.09
Quincy	1970-71	34.22	40.44	37.78
	1971-72	43.08	42.28	43.15
	1972-73	32.08	32.22	31.44
	1973-74	41.73	40.60	41.55
	1974-75	47.03	42.76	45.30
	1975-76	44.66	40.94	42.94
Quinton Heights	1970-71	49.29	47.18	48.32
	1971-72	58.96	56.12	56.68
	1972-73	59.41	54.69	56.41
	1973-74	54.33	60.33	57.72
	1974-75	60.58	53.50	56.73
	1975-76	56.37	43.91	51.03
Randolph	1970-71	63.95	66.58	66.09
	1971-72	72.45	74.37	73.42
	1972-73	68.91	73.81	72.35
	1973-74	70.95	74.36	73.48
	1974-75	73.87	77.74	77.67
	1975-76	67.92	63.65	66.05
Rice	1970-71	43.82	36.39	39.36
	1971-72	45.46	55.46	51.46
	1972-73	35.23	36.40	35.10
	1973-74	49.73	54.30	51.76
	1974-75	55.94	50.41	54.12
	1975-76	42.79	41.74	40.58
Sheldon	1970-71	70.85	70.52	71.39
	1971-72	66.24	63.42	64.91
	1972-73	69.35	68.53	70.20
	1973-74	76.30	75.37	75.77
	1974-75	68.58	71.19	70.13
	1975-76	74.15	74.22	74.89
State Street	1970-71	32.96	35.06	34.44
	1971-72	34.18	38.47	36.46
	1972-73	48.30	47.70	46.99
	1973-74	39.40	40.98	39.68
	1974-75	65.53	45.57	46.84
	1975-76	45.12	42.91	43.33
Stout	1970-71	67.70	62.48	64.55
	1971-72	61.82	54.74	58.50
	1972-73	77.00	70.61	75.17
	1973-74	72.38	66.81	68.98
	1974-75	68.44	61.00	64.97
	1975-76	78.75	69.61	74.50
Sumner	1970-71	50.62	49.18	50.53
	1971-72	45.74	40.74	41.24
	1972-73	37.84	37.66	38.18
	1973-74	50.54	53.77	52.96
	1974-75	61.72	57.65	67.65

MEAN PERCENTILES BY SCHOOL ON THE GATES MAC GINITE READING TESTS
 (Primary B, Form 1) 1971-1976, GRADE 2

SCHOOL	Year	Vocabulary	Comprehension	Composite
Whitson	1970-71	70.74	74.85	73.74
	1971-72	72.67	82.17	78.53
	1972-73	83.27	87.10	86.02
	1973-74	76.26	79.16	78.49
	1974-75	51.83	77.88	76.59
	1975-76	77.12	76.39	77.49
Topeka Public Schools	1970-71	50.37	50.21	50.47
	1971-72	53.00	51.53	52.53
	1972-73	57.36	55.54	56.71
	1973-74	58.80	56.44	57.89
	1974-75	59.08	64.70	55.40
	1975-76	60.29	58.05	59.55

MEAN PERCENTILES BY SCHOOL ON THE GATES MACGINITIE READING TESTS
(Primary B, Form 1) 1976-77, Grade 2

SCHOOL	# Students	Vocabulary	Comprehension	Composite
Avondale East	43	55.5	52.6	54.0
Avondale Southwest	36	75.3	70.4	73.6
Avondale West	64	83.5	78.0	81.8
Belvoir	37	39.6	33.8	36.9
Bishop	59	75.4	73.4	76.6
Central Park	50	68.7	63.6	62.7
Crestview	61	74.3	75.3	76.7
Gage	50	75.5	74.0	75.6
Grant	21	39.2	39.8	39.6
H.P. Central	67	53.5	49.0	52.2
H.P. North	39	57.9	53.5	56.3
H.P. South	57	73.7	72.8	74.0
Hudson	44	48.5	44.4	47.6
Lafayette	44	39.5	31.9	35.6
Linn	38	61.3	60.5	61.4
Lowman Hill	43	56.6	52.1	54.8
Lundgren	54	58.0	54.0	55.9
McCarter	59	71.2	68.8	70.6
McClure	62	73.6	75.5	77.9
McEachron	61	74.4	73.5	74.8
Parkdale	16	38.2	46.9	41.4
Polk	26	37.2	42.3	39.9
Potwin	39	68.1	73.2	70.3
Quincy	27	49.9	49.8	52.0
Quinton Hgts.	24	54.0	50.3	52.7
Randolph	51	79.8	77.2	78.9
Rice	22	45.6	36.0	41.9

MEAN PERCENTILES BY SCHOOL ON THE GATES MAC GINITIE READING TESTS
 (Primary B, Form 1) 1976-77, Grade 2

SCHOOL	# Students	Vocabulary	Comprehension	Composite
Sheldon	16	73.7	60.7	66.9
State Street	49	65.0	61.7	64.1
Stout	29	77.2	76.6	78.6
Sumner	32	65.7	64.4	66.2
Whitson	46	66.2	72.7	75.6
Topeka Public Schools 1366		64.2	62.1	64.0

MEAN PERCENTILES BY SCHOOL ON THE GATES MAC GINITIE READING TESTS
(Primary B, Form 1) 1977-78, Grade 2

SCHOOL:	# Students	Vocabulary	Comprehension	Composite
Avondale East	50	62.4	59.0	60.8
Avondale Southwest	32	76.5	71.8	75.3
Avondale West	50	77.7	69.9	74.9
Belvoir	32	41.4	31.7	37.1
Bishop	57	82.3	77.1	80.1
Central Park	43	68.5 ✓	66.4 ✓	68.5 ✓
Crestview	44	78.4	75.4	77.6
Gage	32	68.4	65.8	66.5
Highland Park Central	63	68.7	62.3	66.3
Highland Park North	37	76.7	67.1	72.3
Highland Park South	68	73.5	70.5	72.0
Hudson	37	68.6	64.2	65.8
Lafayette	58	40.0	41.2	40.3
Linn	39	65.8	55.0	61.0
Lowman Hill	38	66.2	63.7	66.1
Lundgren	40	66.2	60.0	63.6
McCarter	58	86.1	79.4	83.2
McClure	55	80.6	76.9	80.0
McEachron	60	69.7	66.6	68.6
Parkdale	18	39.3	31.1	35.4
Polk	23	50.0	49.0	50.4
Potwin	42	72.5	70.7	72.6
Quincy	46	56.1	58.4	57.3
Quinton Heights	22	64.0	57.0	61.0
Randolph	43	86.9	88.1	88.2
Rice	37	52.0	47.1	49.2
State Street	48	66.3	63.9	66.0
Stout	35	74.2	68.2	70.6
Sumner	40	66.3	61.6	63.2
Whitson	51	82.8	79.3	81.3
Topeka Public Schools	1,298	69.1	64.9	67.4

- a. Test Name: Iowa Tests of Basic Skills (grades 3-6, Forms 5 and 6 prior to 1978-79; grades 1-6 and 8, Forms 7 and 8 for 1978-79, 1979-80).
- b. Description: Tests measure a wide range of achievement within each grade in the basic skills of vocabulary, reading comprehension, spelling, capitalization, punctuation, language usage, visual materials, reference materials, mathematics concepts, problem solving, and computation.
- c. Author: Prepared at the University of Iowa under the direction of A. N. Hieronymus, E. F. Lindquist, and H. D. Hoover, The Riverside Publishing Company, 1919 South Highland Avenue, Lombard, Illinois 60148 (prior to 1979: Houghton Mifflin Company, Boston).
- d. Scored by: Prior to 1971 these tests were hand scored by individual classroom teachers. From 1971-72 through 1977-78 they were scored by U.S.D. No. 501 Data Processing Services. The 1978-79 and 1979-80 tests were scored at Westinghouse Learning Corporation, Highway 1 and I-80, Iowa City, Iowa 52240.
- e. Responsible for Selection: Sylvia Nelson, Director of Elementary Education (retired), current address 2219 S. W. 29th Terrace, Apt. 33, Topeka, Kansas 66611. In March, 1977, a committee of teachers, administrators, instructional specialists, counselors, and others began a study of the district-wide elementary school standardized testing program and a review of standardized tests available for purchase. The committee was chaired by James, F. Coder, Director of Guidance Services and Dr. David J. Hurt, Ph.D., Assistant Director of the Bureau of Educational Measurements, Emporia State University, served as consultant to the committee. The committee followed the general recommendations of Dr. Nona Tolleffson of the University of Kansas who had previously made a detailed study of the Topeka district-wide standardized test program. Members of the district-wide test committee were:

Kent Arnold, Counselor, Boswell
 Barbara Baldrige, Teacher, Hudson
 Jim Coder, Director of Guidance Services
 Candy Deay, Teacher, Quincy
 Lauren DeBuhr, Counselor, Bishop and Quincy
 Barton Dever, Principal, Highland Park South
 Don Dorrell, Director of Instruction
 Dick Driver, Instructional Specialist for Mathematics
 Margaret Escoe, Counselor, Belvoir and Highland Park North
 Janet Garrett, Teacher, Special Services
 Leona Horn, Teacher, Polk
 Edna Harbour, Teacher, Sumner and State Street
 Stan Martin, Instructional Specialist for Science
 Monte Miller, Counselor, Topeka High
 Louise Mitchell, Teacher, Bishop
 Wilmer Moffet, Title I Programs
 Lewis Pressgrove, Teacher, Sumner
 Merrill Ross, Principal, Quinton Heights
 Greg Sandstrom, Community Relations
 Linda Schwartz, Counselor, Gage and Whitson
 Gloria Sterling, Counselor, Randolph and McEachron
 Mike Tribbey, Director of Planning and Evaluation

Marie Wadleigh, Teacher, Hudson
Duff Wagoner, Counselor, Eisenhower
Gilbert Wehmeier, Area Director
Mayme Weir, Reading Resource Advisor
Nancy Williams, Teacher, Special Services
Larry Wills, Instructional Specialist for Social Studies
Ralph Young, Teacher, Highland Park South

The committee on May 16, 1978, recommended the use of the Iowa Tests of Basic Skills in grades kindergarten through six and at the eighth grade level. Dr. Roy W. Browning, Jr., Assistant Superintendent of Pupil Personnel Services, approved and the Administrative Council accepted the recommendation May 28, 1978.

f. Average Scores by School:

The grade equivalent (GE) or grade placement (GDPL) is an average of median scores. The mean or average score by school is presented in percentile ranks based on national norms and grade equivalent or grade placements. Information about scores for other years this test may have been administered is not available.

IOWA TESTS OF BASIC SKILLS

GRADE 3

ADMINISTERED 3-22-71

EXPECTED GRADE PLACEMENT 3.70

SCHOOL	Vocab.	Comp.	Spell.	Capit.	Punct.	Usage	Test L Lang.	Map	Graphs	Knowl. Ref.	Total Test W.	Math Conc.	Math Prob.	Total Test N.	Composite V, R, W, M.
Avondale East															
GDPL	3.19	3.48	3.63	3.81	3.82	3.30	3.65	3.57	3.45	3.50	3.50	3.67	3.64	3.68	3.50
%ile	34.3	39.9	42.2	48.5	47.6	36.5	43.6	44.0	40.8	41.1	40.8	44.5	47.9	47.5	40.1
Avondale Southwest															
GDPL	3.83	4.12	4.34	4.23	4.70	4.51	4.45	4.14	3.99	4.05	4.06	4.27	4.01	4.17	4.14
%ile	54.6	60.3	63.9	60.9	69.5	65.5	68.7	63.8	57.8	62.9	63.5	68.6	64.3	69.0	65.1
Avondale West															
GDPL	4.19	4.55	4.45	4.37	4.82	4.67	4.59	4.55	4.41	4.36	4.45	4.37	4.19	4.30	4.42
%ile	66.3	73.0	66.5	64.6	74.2	69.5	72.7	75.4	70.5	73.0	75.8	71.8	69.7	73.2	74.4
Belvoir															
GDPL	2.73	2.85	3.02	2.83	3.42	2.58	2.97	2.71	2.74	2.92	2.79	3.13	2.96	3.06	2.88
%ile	22.1	22.4	26.3	21.6	37.7	19.6	23.2	17.4	20.0	22.8	16.0	25.8	25.9	25.3	19.2
Bishop															
GDPL	3.94	4.34	4.40	4.59	4.99	4.49	4.63	4.43	4.26	4.37	4.36	4.41	4.28	4.38	4.33
%ile	58.0	67.0	65.0	70.0	78.0	66.0	73.0	72.0	65.0	74.0	73.0	74.0	74.0	76.0	71.0
Central Park															
GDPL	3.61	3.78	4.03	3.62	3.87	3.81	3.84	3.67	3.73	3.63	3.67	3.93	3.97	3.97	3.78
%ile	47.0	50.0	55.2	43.4	50.3	49.8	50.4	47.2	48.2	47.6	47.8	55.7	61.9	60.9	51.4
Clay															
GDPL	3.50	3.83	3.93	3.63	4.09	3.64	3.84	3.77	3.87	3.82	3.82	4.01	3.57	3.81	3.75
%ile	43.8	50.8	50.9	43.8	55.3	44.8	49.4	49.1	53.6	54.1	52.7	59.4	48.1	54.6	49.9
Crestview															
GDPL	3.68	3.90	3.87	4.00	4.21	3.95	4.02	3.89	3.87	3.74	3.84	4.16	3.86	4.04	3.90
%ile	49.0	54.0	50.0	54.0	58.0	52.0	55.0	55.0	54.5	51.5	53.5	65.0	58.5	64.0	55.5
Gage															
GDPL	3.96	4.48	4.30	4.24	4.63	4.23	4.36	4.13	4.13	4.21	4.16	4.33	4.38	4.38	4.27
%ile	60.0	71.1	62.1	60.5	68.4	60.0	65.5	62.5	62.9	68.5	66.0	71.5	77.1	76.0	69.0
Grant															
GDPL	2.79	2.95	2.95	2.83	3.19	2.69	2.93	3.14	3.22	3.24	3.19	3.37	3.43	3.42	3.06
%ile	23.7	26.5	25.9	21.2	31.8	21.8	22.1	29.6	32.5	32.9	29.4	34.4	41.6	39.0	25.4

IOWA TESTS OF BASIC SKILLS

GRADE 3

ADMINISTERED 3-22-71

EXPECTED GRADE PLACEMENT 3.70

SCHOOL	Vocab.	Comp.	Spell.	Capit.	Punct.	Usage	Test L Lang.	Map	Graphs	Knowl. Ref.	Total Test W.	Math Conc.	Math Prob.	Total Test N.	Composite V, R, W, M.
Highland Park Central															
GDPL	3.63	3.69	3.90	3.81	3.89	3.48	3.78	3.91	3.93	3.64	3.83	3.88	3.64	3.78	3.74
%ile	47.7	46.3	51.0	47.7	49.3	39.0	46.7	56.0	55.3	47.0	53.0	53.7	49.7	53.3	50.3
Highland Park North															
GDPL	3.25	3.28	3.59	3.59	3.48	3.24	3.49	3.57	3.40	3.45	3.48	3.69	3.67	3.70	3.44
%ile	36.2	34.2	42.0	41.6	39.2	33.2	38.3	43.2	38.7	40.5	39.8	45.5	50.6	49.3	37.9
Highland Park South															
GDPL	3.52	3.94	3.95	3.99	3.93	3.66	3.90	3.98	3.66	3.70	3.78	4.00	3.96	4.00	3.83
%ile	44.4	55.3	52.9	54.6	51.9	46.3	52.8	58.3	47.4	49.5	52.9	59.0	61.7	62.4	54.2
Hudson															
GDPL	3.36	3.85	3.90	3.88	4.30	3.51	3.91	3.67	3.68	3.75	3.70	4.00	3.70	3.87	3.74
%ile	39.5	50.4	50.9	49.9	61.9	42.9	52.6	47.2	46.1	51.3	47.9	58.3	52.8	56.4	49.3
Lafayette															
GDPL	2.70	2.78	2.88	2.63	2.71	2.18	2.62	2.90	2.70	2.78	2.79	2.79	2.92	2.87	2.76
%ile	20.5	20.6	24.2	17.3	19.1	12.0	15.1	23.2	17.9	18.5	15.7	15.7	23.9	19.4	15.6
Linn															
GDPL	3.49	3.82	4.00	3.60	3.94	3.55	3.79	3.72	3.85	3.57	3.71	3.94	3.74	3.86	3.74
%ile	44.0	49.0	53.0	41.5	50.0	41.5	47.0	49.0	53.0	44.0	49.0	56.0	53.5	57.0	49.0
Lowman Hill															
GDPL	3.23	3.20	3.39	3.52	3.64	3.22	3.46	3.16	3.31	3.47	3.32	3.55	3.53	3.57	3.36
%ile	36.1	30.5	35.0	40.2	42.3	34.1	38.7	30.5	35.1	41.6	34.0	41.2	45.7	44.7	35.6
Lundgren															
GDPL	3.54	3.99	4.12	3.86	4.19	3.74	3.99	4.06	3.74	3.78	3.86	3.91	3.68	3.82	3.84
%ile	45.7	57.4	58.2	50.8	58.7	47.6	55.3	60.9	49.5	53.1	55.4	55.4	51.1	54.5	54.3
McCarter															
GDPL	3.92	4.32	4.43	4.12	4.56	4.34	4.37	4.23	4.15	4.15	4.17	4.42	4.22	4.34	4.22
%ile	57.5	66.6	65.8	58.2	67.1	62.3	66.1	66.0	61.7	65.5	66.1	72.8	71.4	74.0	67.6
McClure															
GDPL	4.34	4.70	4.55	4.83	5.21	4.94	4.89	4.92	4.53	4.62	4.69	4.62	4.58	4.63	4.65
%ile	70.4	75.4	69.0	76.5	82.0	76.5	80.0	84.0	73.5	79.9	82.5	80.0	82.5	83.0	80.4

IOWA TESTS OF BASIC SKILLS

GRADE 3

ADMINISTERED 3-22-71

EXPECTED GRADE PLACEMENT 3.70

SCHOOL	Vocab.	Comp.	Spell.	Capit.	Punct.	Usage	Test I. Lang.	Map	Graphs	Knowl. Ref.	Total Test W.	Math Conc.	Math Prob.	Total Test M.	Composite V. R. W. M.
McEachron															
GDPL	3.81	4.20	4.23	4.44	4.66	4.13	4.38	4.13	4.06	4.12	4.10	4.27	4.18	4.25	4.14
%ile	52.7	61.3	59.8	65.4	68.7	56.2	64.9	61.2	59.5	62.9	61.5	66.7	67.5	68.9	62.8
Monroe															
GDPL	2.94	3.14	3.37	3.54	3.47	3.11	3.39	3.46	3.50	3.73	3.56	3.31	3.67	3.51	3.32
%ile	26.0	30.0	34.0	41.0	38.0	32.0	36.0	41.0	42.0	50.0	44.0	30.0	50.0	42.0	33.0
Parkdale															
GDPL	2.63	2.82	3.16	2.42	2.52	2.46	2.65	2.66	2.53	2.87	2.69	2.84	2.65	2.76	2.71
%ile	20.5	23.6	31.1	13.2	16.0	19.3	17.9	17.1	15.0	24.7	15.6	15.7	19.8	16.5	17.0
Polk															
GDPL	3.24	3.53	3.41	3.11	3.37	3.38	3.33	3.26	3.14	3.22	3.21	3.68	3.29	3.51	3.37
%ile	34.3	41.3	34.8	28.1	35.6	38.9	33.5	31.9	30.7	31.7	29.0	45.6	36.6	42.1	35.1
Potwin															
GDPL	3.85	4.18	4.33	4.02	4.45	4.00	4.21	4.27	4.19	4.19	4.21	4.46	4.28	4.39	4.18
%ile	55.3	62.3	62.3	53.1	64.2	54.8	60.7	66.2	64.0	66.2	67.8	73.8	72.8	74.8	65.8
Quincy															
GDPL	3.14	3.11	3.36	3.19	3.32	2.77	3.18	3.18	2.99	3.31	3.17	3.32	3.42	3.39	3.21
%ile	32.2	28.9	34.9	29.6	32.3	24.4	27.8	31.3	24.4	35.0	26.5	31.1	41.8	37.5	28.8
Quinton Heights															
GDPL	3.25	3.83	3.82	4.18	4.17	3.46	3.92	3.76	3.67	3.69	3.71	3.63	3.81	3.74	3.69
%ile	36.0	51.0	50.0	59.0	58.0	40.0	52.0	51.0	48.0	50.0	50.0	44.0	57.0	52.0	48.0
Randolph															
GDPL	4.23	4.59	4.67	4.51	4.84	4.53	4.65	4.46	4.30	4.42	4.39	4.46	4.25	4.38	4.45
%ile	67.7	73.4	72.4	68.8	75.1	67.5	74.8	73.3	67.5	74.0	74.4	74.5	71.7	75.9	75.5
Rice															
GDPL	3.06	3.29	3.63	3.52	3.76	3.18	3.54	3.46	3.45	3.58	3.51	3.92	3.68	3.82	3.45
%ile	30.4	35.0	44.8	38.9	45.2	33.1	40.9	39.4	39.1	45.2	39.1	55.1	51.7	54.4	39.0
Sheldon															
GDPL	4.29	4.53	4.48	4.14	4.46	4.43	4.40	4.23	4.23	4.04	4.16	4.20	3.90	4.07	4.28
%ile	68.5	71.5	66.5	57.5	64.2	64.5	66.4	66.2	64.7	61.4	65.2	65.7	58.8	64.2	68.7

IOWA TESTS OF BASIC SKILLS

GRADE 3

ADMINISTERED 3-22-71

EXPECTED GRADE PLACEMENT 3.70

SCHOOL	Vocab.	Comp.	Spell.	Capit.	Punct.	Usage	Test L Lang.	Map	Graphs	Knowl. Ref.	Total Test W.	Math Conc.	Math Prob.	Total Test M.	Composite V. R. W. M.
State Street															
GDPL	3.21	3.46	3.54	3.54	4.07	3.16	3.59	3.63	3.53	3.56	3.57	3.71	3.63	3.69	3.51
%ile	34.6	39.9	41.2	41.3	54.4	33.3	42.5	45.2	42.9	43.7	42.1	45.2	49.3	48.5	40.8
Stout															
GDPL	3.96	4.15	4.14	4.29	4.46	4.30	4.31	4.05	4.12	4.03	4.06	4.40	4.06	4.25	4.15
%ile	58.9	60.9	57.6	62.5	64.4	61.4	64.0	59.9	61.5	61.9	61.9	73.0	67.5	72.0	64.9
Sumner															
GDPL	3.17	3.56	3.24	2.87	3.58	3.23	3.23	3.43	3.34	3.30	3.35	3.30	3.39	3.37	3.33
%ile	32.3	43.3	32.0	21.9	41.5	33.5	29.3	38.7	36.1	35.0	33.3	30.3	39.7	36.0	33.1
Whitson															
GDPL	4.31	4.47	4.14	4.38	4.50	4.61	4.42	4.66	4.13	4.19	4.32	4.41	4.21	4.33	4.37
%ile	68.7	67.4	56.8	62.7	64.3	65.5	64.5	76.7	58.6	64.1	68.3	71.5	70.1	72.1	69.7
Topeka Public Schools															
GDPL	3.57	3.85	3.92	3.84	4.11	3.73	3.91	3.85	3.75	3.78	3.80	3.95	3.83	3.91	3.81
%ile	46.4	51.5	51.5	49.5	55.3	47.2	51.9	53.1	49.8	52.4	51.8	55.8	56.7	57.8	52.1

IOWA TESTS OF BASIC SKILLS

GRADE 4

ADMINISTERED 3-1-71

EXPECTED GRADE PLACEMENT 4.60

SCHOOL	Vocab.	Comp.	Spell.	Capit.	Punct.	Usage	Test I Lang.	Map	Graphs	Knowl. Ref.	Total Test W.	Math Conc.	Math Prob.	Total Test M.	Composite V, R, W, M.
Avondale East															
GDPL	4.09	4.23	4.32	4.70	4.82	4.36	4.57	4.22	4.46	4.50	4.40	4.50	4.39	4.48	4.35
%ile	40.9	42.9	43.5	52.6	57.4	45.4	51.2	42.1	49.4	52.6	47.9	50.0	51.1	51.4	46.4
Avondale Southwest															
GDPL	4.54	4.70	4.89	5.01	5.17	4.74	4.97	4.88	4.90	4.84	4.87	4.82	4.49	4.68	4.75
%ile	54.5	57.0	59.0	61.0	66.0	56.0	62.5	63.0	60.5	64.0	63.5	61.5	54.5	60.0	60.5
Avondale West															
GDPL	5.50	5.67	5.61	5.80	6.04	5.85	5.84	5.85	5.83	5.73	5.80	5.63	5.45	5.56	5.68
%ile	80.0	81.3	75.3	79.4	83.6	79.3	83.3	86.3	82.7	87.0	88.0	84.1	82.1	85.4	86.3
Belvoir															
GDPL	3.40	3.35	3.58	3.48	3.53	3.34	3.50	3.52	3.55	3.92	3.67	3.50	3.40	3.48	3.48
%ile	23.5	22.0	25.5	23.0	23.8	24.8	21.3	23.1	24.7	32.9	23.7	18.5	20.2	18.2	18.8
Bishop															
GDPL	5.10	5.28	4.98	5.15	5.28	5.28	5.18	5.37	5.34	5.42	5.37	5.04	4.74	4.91	5.17
%ile	70.0	73.0	61.0	65.0	68.0	68.0	68.0	76.0	73.0	81.0	79.0	69.0	64.0	68.0	74.0
Central Park															
GDPL	4.06	4.42	4.37	4.42	4.38	4.11	4.34	4.56	4.43	4.46	4.48	4.31	4.12	4.23	4.31
%ile	40.8	49.0	45.3	45.0	44.5	41.0	44.0	53.8	47.0	51.3	50.0	42.3	41.5	43.0	44.8
Clay															
GDPL	4.12	4.03	4.38	3.86	4.04	3.93	4.06	4.32	4.44	4.57	4.43	4.28	4.06	4.20	4.17
%ile	41.9	38.4	44.9	31.1	36.6	37.5	36.1	44.8	48.5	54.8	49.0	42.3	39.4	42.4	40.1
Crestview															
GDPL	4.76	4.73	4.80	4.56	4.72	4.92	4.77	5.26	5.05	5.15	5.15	4.97	4.52	4.77	4.83
%ile	59.8	56.9	56.2	51.3	52.7	59.6	56.5	72.5	65.0	72.6	71.8	65.5	55.4	61.8	62.3
Gage															
GDPL	5.48	5.43	5.60	5.94	5.89	5.81	5.82	6.04	6.03	5.63	5.90	5.88	5.16	5.55	5.63
%ile	79.8	75.6	74.8	81.9	81.4	79.0	82.9	89.4	85.7	84.8	88.8	88.9	76.4	85.4	85.3
Grant															
GDPL	4.01	3.92	4.28	3.91	3.87	3.41	3.88	4.36	4.33	4.30	4.33	4.10	4.19	4.16	4.07
%ile	39.0	36.0	42.3	33.4	32.0	27.4	32.2	47.6	43.8	45.6	45.3	35.8	44.1	40.8	37.3

IOWA TESTS OF BASIC SKILLS

GRADE 4

ADMINISTERED 3-1-71

EXPECTED GRADE PLACEMENT 4.60

SCHOOL	Vocab.	Comp.	Spell.	Capit.	Punct.	Usage	Test L. Lang.	Map	Graphs	Knowl. Ref.	Total Test W.	Math Conc.	Math Prob.	Total Test M.	Composite V. R. W. M.
Highland Park Central															
GDPL	4.11	4.05	4.00	4.14	4.39	3.76	4.08	4.48	4.36	4.33	4.39	4.18	4.13	4.16	4.18
%ile	41.1	39.1	36.1	39.0	45.3	31.6	37.0	50.4	45.6	47.4	47.7	37.7	42.1	40.7	40.4
Highland Park North															
GDPL	4.28	4.36	4.37	4.35	4.35	4.07	4.30	4.69	4.39	4.45	4.51	4.39	4.10	4.27	4.34
%ile	46.4	47.7	45.0	44.3	44.3	49.7	43.2	54.6	47.1	50.3	51.0	45.6	42.1	43.7	45.3
Highland Park South															
GDPL	4.48	4.62	4.71	4.80	4.64	4.47	4.66	4.84	5.21	5.08	5.04	4.97	4.60	4.81	4.72
%ile	52.0	54.9	54.2	46.2	52.7	49.7	54.6	61.4	69.4	71.5	70.6	66.5	58.5	64.1	60.0
Hudson															
GDPL	4.55	4.76	4.53	4.70	4.45	4.39	4.54	4.58	4.53	4.65	4.59	4.84	4.50	4.69	4.62
%ile	54.7	59.3	49.9	53.6	45.8	47.6	51.0	53.1	51.6	57.8	55.1	61.6	55.5	60.3	57.6
Lafayette															
GDPL	3.57	3.46	3.68	3.58	3.79	3.09	3.54	3.87	3.78	3.88	3.84	3.97	3.86	3.94	3.66
%ile	26.9	23.6	27.2	24.6	29.4	18.9	21.8	31.2	29.0	31.8	28.4	30.9	33.2	32.3	23.6
Linn															
GDPL	4.41	4.26	4.57	4.22	4.60	4.17	4.40	4.50	4.37	4.32	4.39	4.35	3.98	4.20	4.34
%ile	50.4	44.6	50.4	40.9	51.5	41.7	46.5	51.7	46.3	45.6	47.9	44.4	37.7	41.5	46.1
Lowman Hill															
GDPL	3.85	4.18	4.24	4.10	3.86	3.84	4.03	4.22	4.21	4.03	4.15	4.43	4.13	4.31	4.11
%ile	34.2	42.2	41.7	37.8	31.8	34.8	35.8	42.7	41.7	36.7	39.2	47.7	23.0	45.5	38.2
Lundgren															
GDPL	4.03	4.14	4.30	3.94	4.48	3.88	4.16	4.38	4.54	4.52	4.48	4.48	4.12	4.32	4.22
%ile	39.7	41.5	43.9	34.4	47.1	36.9	40.0	47.0	49.8	52.5	49.7	49.0	42.2	46.4	42.1
McCarter															
GDPL	5.01	5.07	5.03	4.96	4.88	5.10	5.00	5.17	5.10	5.06	5.11	5.34	4.92	5.16	5.07
%ile	65.4	65.6	59.9	58.0	56.6	62.9	60.4	69.6	65.3	66.6	68.8	74.8	67.5	72.3	67.5
McClure															
GDPL	5.26	5.10	5.21	5.18	5.33	5.36	5.27	5.57	5.49	5.43	5.50	5.20	4.76	5.01	5.22
%ile	74.5	67.5	66.0	66.0	69.5	69.0	70.0	80.5	75.5	80.5	82.0	73.0	64.0	70.5	75.0

IOWA TESTS OF BASIC SKILLS

GRADE 4

ADMINISTERED 3-1-71

EXPECTED GRADE PLACEMENT 4.60

SCHOOL	Vocab.	Comp.	Spell.	Capit.	Punct.	Usage	Test L Lang.	Map	Graphs	Knowl. Ref.	Total Test W.	Math Conc.	Math Prob.	Total Test M.	Composite V, R, W, M.
McEachron	4.81	4.93	5.05	4.96	5.14	4.84	5.00	5.43	5.26	5.28	5.32	4.95	4.72	4.85	4.98
GDPL	61.7	63.2	61.5	57.9	63.7	57.1	61.6	76.6	69.4	75.1	76.2	64.4	61.2	64.2	67.2
Monroe	3.20	3.42	4.36	4.15	4.11	3.41	4.02	3.57	3.81	3.75	3.71	4.02	3.95	4.01	3.68
GDPL	20.3	23.3	45.5	38.8	37.5	26.3	36.3	23.0	31.3	27.3	25.0	28.6	36.5	34.3	25.0
Polk	2.99	2.89	3.15	2.97	3.07	3.78	3.02	3.10	3.47	3.37	3.31	3.44	3.35	3.42	3.13
GDPL	14.4	12.4	17.3	12.7	15.2	14.0	12.9	13.6	22.8	17.4	14.6	16.8	19.3	17.1	11.0
Parkdale	4.80	4.54	4.61	4.18	4.56	4.73	4.53	4.78	4.59	4.80	4.72	4.74	4.18	4.50	4.63
GDPL	61.4	51.8	51.9	39.0	50.1	55.8	50.3	59.5	51.9	61.4	58.2	57.1	44.5	52.3	55.4
Potwin	4.98	5.07	4.78	4.73	4.59	4.99	4.78	5.52	5.54	5.29	5.45	5.19	4.99	5.11	5.07
GDPL	67.6	67.6	55.9	54.9	50.5	61.1	57.0	79.7	77.3	77.5	80.4	72.9	72.3	73.9	70.9
Quincy	3.75	3.69	4.23	3.92	4.16	3.44	3.95	4.25	4.38	4.38	4.33	4.15	4.29	4.25	4.00
GDPL	32.1	31.0	43.1	33.8	41.1	28.7	35.0	44.6	46.9	49.0	47.2	37.9	48.0	43.8	36.2
Quinton Heights	3.93	3.99	4.29	4.12	4.12	4.13	4.17	4.35	4.35	4.21	4.30	4.32	4.37	4.38	4.15
GDPL	36.3	37.8	42.5	38.6	38.4	42.0	38.6	46.4	46.6	42.6	44.9	43.0	49.8	47.8	40.0
Randolph	5.31	5.56	5.34	5.10	5.88	5.78	5.54	5.90	5.54	5.71	5.72	5.68	5.24	5.49	5.54
GDPL	75.7	78.7	68.7	63.3	80.3	78.7	76.3	87.3	77.0	86.3	86.3	84.7	78.0	83.7	82.7
Rice	3.35	3.36	4.07	3.46	3.74	3.16	3.62	3.81	3.83	4.24	3.96	3.96	3.89	3.95	3.65
GDPL	22.5	21.6	38.0	22.5	28.6	19.5	24.3	30.8	31.6	43.7	32.7	30.2	34.2	32.5	23.5
Sheldon	4.85	5.11	4.97	4.62	4.84	5.01	4.88	5.35	5.11	4.96	5.14	4.79	4.62	4.73	4.93
GDPL	62.3	68.7	59.6	52.2	56.5	62.1	59.6	73.8	66.3	66.7	71.8	58.8	58.8	60.8	66.3

IOWA TESTS OF BASIC SKILLS

GRADE 4

ADMINISTERED 3-1-71

EXPECTED GRADE PLACEMENT 4.60

SCHOOL	Vocab.	Comp.	Spell.	Capit.	Punct.	Usage	Test L Lang.	Map	Graphs	Knowl. Ref.	Total Test W.	Math Conc.	Math Prob.	Total Test M.	Composite V. R. W. M.
State Street															
GDPL	3.86	3.93	4.37	4.28	4.29	3.67	4.16	4.38	4.39	4.20	4.31	4.41	4.20	4.33	4.12
%ile	34.5	35.9	44.2	41.5	42.1	31.3	38.5	47.2	47.4	40.5	44.4	46.6	44.9	46.2	38.3
Stout															
GDPL	5.24	5.29	5.30	5.22	5.61	5.39	5.38	5.41	5.76	5.68	5.61	5.45	4.98	5.24	5.36
%ile	71.8	70.9	67.7	65.0	75.1	69.6	72.0	76.3	81.9	85.6	83.6	78.9	70.1	77.0	77.4
Sumner															
GDPL	4.21	4.24	4.54	4.19	4.78	4.17	4.43	4.47	4.56	4.48	4.50	4.42	4.20	4.34	4.35
%ile	45.6	44.6	49.3	40.5	56.0	41.6	48.0	50.7	51.7	51.2	52.3	46.6	45.2	46.6	47.0
Whitson															
GDPL	5.36	5.39	5.50	5.53	5.75	5.71	5.63	5.75	5.76	5.71	5.74	5.47	5.03	5.28	5.48
%ile	77.1	75.6	72.6	74.0	78.0	76.7	78.7	83.6	81.7	86.2	87.0	81.0	73.3	79.0	81.9
Topeka Public Schools															
GDPL	4.50	4.56	4.66	4.59	4.74	4.52	4.64	4.86	4.84	4.82	4.84	4.75	4.44	4.64	4.64
%ile	53.0	53.1	52.5	49.9	53.8	51.9	52.6	60.4	58.4	60.7	60.9	57.2	53.4	56.8	55.6

IOWA TESTS OF BASIC SKILLS

GRADE 5

ADMINISTERED 2-8-71

EXPECTED GRADE PLACEMENT 5.50

SCHOOL	Vocab.	Comp.	Spell.	Capit.	Punct.	Usage	Test L Lang.	Map	Graphs	Knowl. Ref.	Total Test W.	Math Conc.	Math Prob.	Total Test M.	Composite V, R, W, M.
Avondale East															
GDPL	5.01	4.81	4.92	4.89	5.21	4.96	5.01	5.17	5.16	5.27	5.20	4.97	4.83	4.93	4.99
%ile	29.4	32.2	35.7	33.7	42.0	38.3	37.3	41.9	42.5	43.3	42.2	35.2	40.0	34.3	30.1
Avondale Southwest															
GDPL	5.64	5.79	5.62	5.59	5.98	5.97	5.80	5.92	5.92	6.00	5.95	5.36	5.44	5.43	5.72
%ile	56.8	58.4	51.2	50.7	61.1	61.4	57.4	62.8	63.1	63.1	65.1	47.7	51.8	50.7	57.8
Avondale West															
GDPL	6.24	6.17	6.18	6.10	6.37	6.16	6.22	6.14	6.41	6.56	6.37	5.82	5.79	5.83	6.17
%ile	70.6	67.1	64.1	61.6	68.7	64.2	67.2	68.1	72.6	76.2	75.2	59.8	62.1	63.1	70.8
Belvoir															
GDPL	4.86	4.49	4.64	4.27	4.62	4.43	4.50	4.73	4.80	4.77	4.76	4.46	4.46	4.48	4.61
%ile	38.2	27.7	32.3	22.4	29.7	28.7	27.0	30.8	33.4	31.5	30.4	23.9	24.6	22.7	28.0
Bishop															
GDPL	5.89	5.71	5.59	5.65	6.12	5.78	5.80	5.98	5.92	6.05	5.98	5.48	5.33	5.43	5.76
%ile	64.0	57.0	52.0	51.0	64.0	56.0	57.0	64.0	62.0	64.0	66.0	51.0	49.0	51.0	60.0
Central Park															
GDPL	5.83	5.66	5.80	5.60	6.05	5.78	5.83	5.81	5.92	5.87	5.86	5.55	5.59	5.60	5.75
%ile	62.7	56.1	56.9	50.8	63.0	57.7	58.9	60.0	61.9	60.1	62.5	52.9	56.9	56.4	59.7
Clay															
GDPL	5.35	5.18	5.26	4.68	5.04	4.93	4.99	5.53	5.20	5.54	5.42	5.02	4.74	4.90	5.17
%ile	48.2	41.5	43.4	30.2	37.8	37.0	36.2	51.7	42.4	48.6	48.4	38.1	31.2	35.0	41.8
Crestview															
GDPL	5.92	5.78	6.12	5.83	6.25	6.38	6.16	6.38	6.24	6.41	6.34	5.90	5.92	5.93	6.03
%ile	64.0	58.3	63.2	55.3	66.9	68.8	67.2	73.5	69.6	42.6	43.4	62.8	66.8	66.3	67.9
Gago															
GDPL	6.27	6.24	6.04	6.21	6.59	6.59	6.37	6.41	6.51	6.47	6.46	6.07	6.01	6.06	6.28
%ile	72.0	70.0	63.1	64.0	73.9	73.8	72.3	74.4	75.2	74.6	77.5	67.2	69.2	69.9	74.0
Grant															
GDPL	4.24	4.59	4.33	4.27	4.56	3.92	4.28	4.75	4.49	4.78	4.67	4.32	4.31	4.33	4.43
%ile	23.9	28.2	24.8	22.6	28.3	20.5	22.3	31.5	26.4	30.7	27.6	19.8	22.2	18.4	21.9

IOWA TESTS OF BASIC SKILLS

GRADE 5

ADMINISTERED 2-8-71

EXPECTED GRADE PLACEMENT 5.50

SCHOOL	Vocab.	Comp.	Spell.	Capit.	Funct.	Usage	Test L Lang.	Map	Graphs	Knowl. Ref.	Total Test W.	Math Conc.	Math Prob.	Total Test M.	Composite V, R, W, M.
Highland Park Central															
GDPL	4.99	5.03	5.16	4.92	5.11	4.59	4.96	5.36	5.22	5.52	5.36	4.99	4.90	4.97	5.06
%ile	40.2	37.5	41.3	35.3	40.0	31.0	36.3	47.7	44.0	49.5	47.9	36.0	36.0	36.0	38.6
Highland Park North															
GDPL	5.25	5.30	5.49	5.23	5.57	4.89	5.31	5.71	5.22	5.63	5.52	4.99	4.78	4.91	5.26
%ile	47.0	45.4	49.2	41.9	51.1	37.4	45.5	57.2	44.4	37.4	53.0	36.5	32.4	34.1	45.3
Highland Park South															
GDPL	5.57	5.44	5.74	5.69	5.77	5.42	5.67	5.60	5.69	5.81	5.70	5.33	4.95	5.19	5.52
%ile	54.4	49.4	54.5	52.9	55.6	48.6	54.6	54.8	56.1	58.4	58.1	46.4	37.0	43.1	52.8
Hudson															
GDPL	5.03	4.96	4.90	4.74	4.84	4.42	4.74	5.41	5.09	5.36	5.29	4.93	4.45	4.72	4.95
%ile	41.2	36.8	35.8	30.8	34.4	28.3	31.3	49.1	41.0	45.9	46.0	34.6	24.0	28.6	36.4
Lafayette															
GDPL	4.47	4.46	4.35	4.41	4.49	3.74	4.26	4.72	4.41	4.70	4.61	4.18	4.41	4.31	4.41
%ile	27.9	24.9	25.5	24.9	29.0	16.8	22.2	30.2	25.5	29.2	27.3	17.4	24.4	14.9	19.5
Linn															
GDPL	5.25	5.22	5.44	5.34	5.68	5.16	5.42	5.54	5.59	5.82	5.65	5.24	4.86	5.08	5.32
%ile	46.2	42.5	47.3	44.3	51.3	42.9	47.1	51.9	52.6	56.8	54.5	43.6	35.2	39.9	45.9
Lowman Hill															
GDPL	4.71	4.73	4.78	4.50	5.08	4.68	4.77	4.88	5.15	5.16	5.06	4.72	4.71	4.74	4.80
%ile	33.0	30.5	33.5	26.0	23.6	33.1	32.5	34.1	41.5	40.1	38.6	29.5	30.5	29.5	31.0
Lundgren															
GDPL	5.29	5.27	5.46	5.22	5.36	4.98	5.27	5.75	5.36	5.64	5.58	5.22	5.19	5.24	5.33
%ile	48.3	45.0	49.0	41.1	46.6	42.3	44.6	57.8	47.5	53.4	53.7	43.6	44.4	44.8	47.8
McCarter															
GDPL	5.81	5.73	5.83	5.59	5.75	5.93	5.79	6.19	5.98	6.10	6.09	5.64	5.43	5.56	5.79
%ile	59.9	55.6	54.2	48.9	53.1	58.2	54.9	69.0	61.2	63.3	66.4	53.9	51.3	53.9	58.3
McClure															
GDPL	6.21	6.15	6.32	6.21	6.72	6.66	6.49	6.50	6.39	6.33	6.40	5.86	5.89	5.91	6.23
%ile	70.9	67.9	67.0	64.0	76.4	74.5	74.0	77.4	73.0	71.2	77.1	61.5	65.4	65.7	73.1

IOWA TESTS OF BASIC SKILLS

GRADE 5

ADMINISTERED 2-8-71

EXPECTED GRADE PLACEMENT 5.50

SCHOOL	Vocab.	Comp.	Spell.	Capit.	Punct.	Usage	Test L Lang.	Map	Graphs	Knowl. Ref.	Total Test W.	Math Conc.	Math Prob.	Total Test H.	Composite V. R. W. M.
McEachron															
GDPL	5.99	5.79	6.21	6.04	6.31	6.08	6.17	6.21	6.16	6.40	6.26	5.62	5.30	5.49	5.94
%ile	65.1	57.2	64.4	59.3	66.3	61.8	65.4	69.3	66.2	71.9	71.3	53.9	47.4	51.9	63.8
Monroe															
GDPL	4.32	4.26	4.21	4.38	4.63	4.27	4.39	4.69	4.53	4.86	4.70	4.50	4.46	4.51	4.45
%ile	24.5	19.8	21.8	24.4	30.3	25.7	23.1	29.4	29.1	32.0	29.1	23.3	23.7	22.7	21.8
Parkdale															
GDPL	3.90	3.92	4.06	3.99	4.68	3.80	4.15	4.31	4.26	4.38	4.32	4.15	4.22	4.20	4.11
%ile	17.4	14.7	19.7	16.0	17.9	17.9	19.0	20.8	20.2	21.5	19.7	16.1	18.9	16.1	15.2
Polk															
GDPL	5.09	4.86	5.28	4.93	4.98	4.74	4.99	5.58	4.95	5.54	5.36	5.08	4.93	5.03	5.06
%ile	42.0	34.3	44.4	35.7	37.0	35.9	37.7	53.7	37.2	51.5	48.0	39.0	36.2	38.4	39.4
Potwin															
GDPL	5.80	6.03	6.23	5.87	6.07	5.95	6.04	6.52	6.22	6.35	6.37	5.71	5.59	5.67	5.98
%ile	60.5	65.1	64.9	55.5	62.3	60.1	62.5	77.2	68.5	71.3	75.1	56.7	56.7	57.9	65.3
Quincy															
GDPL	4.61	4.52	4.83	4.69	4.43	4.11	4.52	5.17	4.82	5.13	5.04	4.80	4.76	4.81	4.70
%ile	31.6	26.2	35.2	29.9	27.0	22.0	27.2	42.7	33.9	40.2	38.6	31.0	31.8	31.4	28.8
Quinton Heights															
GDPL	5.30	5.20	5.16	5.11	5.54	5.00	5.22	5.50	5.19	5.20	5.31	5.17	4.87	5.05	5.21
%ile	47.6	43.2	41.7	37.8	49.7	38.2	41.8	51.8	42.6	41.1	46.2	41.5	35.5	38.5	43.7
Randolph															
GDPL	6.28	6.33	6.31	6.26	6.38	6.52	6.38	6.52	6.49	6.47	6.49	5.75	5.63	5.72	6.24
%ile	70.7	70.6	65.9	64.3	67.2	71.2	69.7	76.4	73.3	73.3	76.6	58.2	57.1	59.0	71.1
Rice															
GDPL	4.98	5.29	5.25	4.88	5.27	4.86	5.08	5.46	5.38	5.59	5.48	4.89	5.04	4.99	5.16
%ile	39.1	44.9	42.9	34.7	44.1	37.3	39.1	50.0	48.1	51.0	69.4	33.3	40.1	36.2	41.1
Sheldon															
GDPL	6.01	5.77	5.93	5.79	6.27	5.92	5.99	6.11	6.17	6.12	6.13	5.64	5.36	5.53	5.89
%ile	65.9	58.4	58.9	52.9	66.8	57.5	61.8	67.7	68.2	66.6	70.2	55.9	49.5	54.3	64.4

IOWA TESTS OF BASIC SKILLS

GRADE 5

ADMINISTERED 2-6-71

EXPECTED GRADE PLACEMENT 5.50

SCHOOL	Vocab.	Comp.	Spell.	Capit.	Punct.	Usage	Test I Lang.	Map	Graphs	Knowl. Ref.	Total Test W.	Math Conc.	Math Prob.	Total Test M.	Composite V, R, W, M.
State Street															
GDPL	4.87	5.02	5.06	5.29	5.46	4.72	5.15	5.54	5.24	5.58	5.45	4.92	5.14	5.05	5.11
%ile	37.4	38.3	39.9	44.2	48.6	34.7	42.2	52.8	44.3	51.9	51.2	34.9	43.0	39.3	41.2
Stout															
GDPL	6.10	5.98	6.01	5.95	5.92	5.99	5.98	6.15	6.08	6.10	6.12	5.73	5.39	5.59	5.95
%ile	65.7	63.0	59.3	57.7	58.7	58.3	61.0	67.0	63.0	62.0	65.3	57.0	49.7	54.3	63.7
Sumner															
GDPL	5.08	5.14	5.44	4.91	5.41	4.73	5.13	5.33	5.33	5.68	5.45	4.99	5.05	5.04	5.17
%ile	43.0	41.1	47.5	34.8	48.8	33.8	40.3	46.8	46.7	54.5	50.4	36.0	40.5	38.4	42.3
Whitson															
GDPL	6.14	6.02	6.04	6.20	6.31	6.25	6.22	6.28	6.14	6.39	6.27	5.83	5.62	5.76	6.08
%ile	70.5	64.5	61.0	63.5	68.0	67.5	68.5	72.5	67.5	73.5	73.5	60.5	58.5	61.5	69.5
Topeka Public Schools															
GDPL	5.42	5.38	5.48	5.36	5.64	5.33	5.46	5.70	5.59	5.76	5.68	5.25	5.14	5.22	5.43
%ile	50.9	47.8	48.9	44.9	52.0	48.5	49.1	56.3	53.1	55.5	57.0	44.1	43.6	44.3	50.0

IOWA TESTS OF BASIC SKILLS

GRADE 6

ADMINISTERED 1-11-71

EXPECTED GRADE PLACEMENT 6.40

SCHOOL	Vocab.	Comp.	Spell.	Capit.	Punct.	Usage	Test L Lang.	Map	Graphs	Knowl. Ref.	Total Test W.	Math Conc.	Math Prob.	Total Test M.	Composite V, R, W, H.
Avondale East															
GDPL	6.02	5.77	6.17	5.86	6.13	5.69	5.97	6.05	5.96	6.24	6.08	5.49	5.74	5.65	5.90
Zile	42.6	32.5	45.0	36.5	43.4	34.8	39.0	41.5	40.5	44.0	41.1	24.9	33.7	29.5	36.7
Avondale Southwest															
GDPL	6.66	6.52	6.71	6.46	6.62	6.64	6.62	6.81	6.64	6.82	6.76	6.17	6.40	6.31	6.57
Zile	56.9	50.7	54.5	48.4	53.1	52.9	53.5	58.8	55.0	56.7	58.1	41.8	51.2	47.4	54.5
Avondale West															
GDPL	7.02	6.98	7.37	7.02	7.36	7.49	7.32	7.35	7.32	7.41	7.36	6.77	6.77	6.80	7.10
Zile	64.6	61.8	67.5	59.2	65.6	68.6	68.2	70.7	69.4	69.6	72.8	57.8	60.1	60.4	67.0
Belvoir															
GDPL	5.02	5.03	5.29	5.04	4.79	4.81	4.99	5.09	5.16	4.69	4.98	4.95	4.89	4.95	4.99
Zile	21.8	17.9	28.1	22.8	21.3	20.4	20.7	22.8	22.9	13.4	15.8	14.8	16.4	14.4	15.8
Bishop															
GDPL	6.65	6.57	6.44	6.21	6.20	7.00	6.48	6.73	6.69	6.39	6.60	5.94	6.07	6.03	6.46
Zile	57.0	53.0	50.0	42.0	45.0	59.0	50.0	58.0	57.0	47.0	55.0	36.0	42.0	40.0	52.0
Central Park															
GDPL	6.15	5.72	6.43	6.27	5.94	6.31	6.25	5.88	5.68	6.03	5.87	5.86	5.88	5.89	5.97
Zile	20.6	31.0	50.1	45.1	39.5	46.2	45.6	38.0	34.1	38.7	35.6	34.1	37.6	35.6	38.1
Clay															
GDPL	6.52	6.27	5.96	4.75	5.60	6.15	5.63	6.00	6.19	6.19	6.13	5.63	5.64	5.66	6.04
Zile	53.0	46.0	40.0	17.0	34.0	44.0	33.0	40.0	45.0	43.0	43.0	28.0	32.0	30.0	41.0
Crestview															
GDPL	6.92	6.69	7.03	6.78	6.80	6.89	6.88	6.76	6.70	6.83	6.76	6.03	6.32	6.20	6.69
Zile	63.3	55.6	62.0	54.7	57.5	58.2	60.7	58.8	56.5	58.4	59.0	38.3	49.2	44.4	40.7
Gage															
GDPL	7.33	7.04	7.35	7.53	7.57	7.56	7.52	7.33	7.81	7.66	7.60	6.72	6.67	6.72	7.24
Zile	71.9	63.9	68.4	69.9	71.0	72.5	74.5	71.4	79.4	75.9	78.9	56.9	58.6	60.0	71.9
Grant															
GDPL	4.68	4.37	4.78	4.46	4.15	4.02	4.36	4.98	4.99	4.66	4.88	4.95	5.04	5.02	4.66
Zile	17.1	08.8	20.3	13.7	12.0	11.6	11.3	20.5	20.7	12.7	13.7	15.6	18.9	16.1	10.5

IOWA TESTS OF BASIC SKILLS

GRADE 6

ADMINISTERED 1-11-71

EXPECTED GRADE PLACEMENT 6.40

SCHOOL	Vocab.	Comp.	Spell.	Capit.	Punct.	Usage	Test L Lang.	Map	Graphs	Knowl. Ref.	Total Test W.	Math Conc.	Math Prob.	Total Test M.	Composite V, R, W, M.
Highland Park Central GDPL %ile	5.71 35.5	5.61 29.2	5.82 37.5	5.69 32.9	5.86 -38.4	5.43 31.1	5.71 33.9	5.56 31.1	6.03 42.0	5.77 32.8	5.79 33.5	5.42 23.6	5.48 27.9	5.48 25.1	5.66 30.8
Highland Park North GDPL %ile	5.55 32.0	5.69 30.5	6.08 42.5	5.93 37.5	6.05 42.0	5.55 32.5	5.91 38.0	5.87 37.5	5.79 36.5	6.13 42.0	5.93 37.0	5.58 26.5	5.68 32.5	5.66 29.5	5.75 32.0
Highland Park South GDPL %ile	6.65 56.7	6.47 50.3	6.49 50.7	6.60 51.0	6.46 49.7	6.33 48.0	6.48 51.0	6.64 56.0	6.62 54.7	6.68 54.7	6.64 56.0	6.01 38.0	5.97 39.7	6.02 39.3	6.45 51.7
Hudson GDPL %ile	5.90 39.5	6.07 40.0	5.94 39.7	5.70 33.6	5.55 32.2	5.72 36.3	5.74 34.9	6.06 42.3	6.36 49.8	5.66 30.5	6.02 39.4	5.62 27.7	5.85 36.6	5.76 32.2	5.89 35.5
Lafayette GDPL %ile	5.36 29.7	5.16 23.2	5.51 32.7	5.07 23.9	5.08 26.9	4.31 16.4	5.01 23.3	5.11 24.6	5.22 27.6	5.32 25.7	5.22 23.7	5.27 21.7	5.18 23.7	5.25 21.8	5.21 22.7
Linn GDPL %ile	6.48 52.5	6.26 44.9	6.68 54.5	6.01 59.4	6.35 47.5	6.25 45.9	6.34 48.0	6.35 49.1	6.27 46.5	5.96 37.5	6.20 44.1	5.80 32.9	5.77 35.4	5.82 33.9	6.22 45.5
Lowman Hill GDPL %ile	5.70 35.3	5.60 28.0	5.88 37.9	5.61 31.7	5.37 29.4	5.44 31.4	5.59 31.0	5.73 35.0	5.85 37.4	5.82 34.3	5.80 33.9	5.34 21.9	5.51 28.8	5.45 24.8	5.63 29.4
Lundgren GDPL %ile	6.01 41.7	5.81 34.5	6.13 42.8	5.95 39.0	5.60 34.1	5.62 34.5	5.84 36.8	6.02 41.0	5.73 34.7	5.72 32.4	5.82 34.7	5.30 20.5	5.72 33.7	5.54 27.1	5.80 34.3
McCarter GDPL %ile	7.10 66.9	6.77 57.3	7.02 61.2	6.65 51.9	6.85 57.6	6.93 58.9	6.88 59.6	6.87 61.2	6.93 62.0	7.16 64.9	6.99 64.2	6.40 48.0	6.31 48.6	6.39 49.7	6.82 60.9
McClure GDPL %ile	7.18 68.8	6.99 63.1	7.05 62.7	7.21 62.5	7.24 64.8	7.27 65.7	7.21 67.2	7.07 66.0	7.10 64.3	6.98 61.6	7.05 66.6	6.31 46.0	6.34 49.6	6.36 48.3	6.96 65.0

IOWA TESTS OF BASIC SKILLS

GRADE 6

ADMINISTERED 1-11-71

EXPECTED GRADE PLACEMENT 6.40

SCHOOL	Vocab.	Comp.	Spcll.	Capit.	Punct.	Usage	Test L Lang.	Map	Graphs	Knowl. Ref.	Total Test W.	Math Conc.	Math Prob.	Total Test M.	Composite V. R. W. M.
McEachron															
GDPL	7.05	7.02	7.10	7.35	7.37	7.11	7.24	7.19	7.11	7.28	7.19	6.48	6.60	6.57	7.00
%ile	64.9	62.6	62.0	64.9	66.2	61.4	66.7	67.4	65.2	67.2	68.5	50.1	56.3	54.3	65.1
Monroe															
GDPL	5.20	5.38	6.16	5.35	5.39	4.94	5.47	5.24	5.11	6.01	5.46	5.24	5.60	5.45	5.39
%ile	25.7	25.2	45.0	27.9	31.0	23.4	30.2	25.5	23.5	39.6	26.3	20.4	30.8	24.8	24.7
Parkdale															
GDPL	4.87	4.71	4.81	4.29	4.36	4.66	4.54	4.91	4.87	4.94	4.90	4.79	4.81	4.83	4.77
%ile	19.5	13.1	19.8	11.6	14.3	18.3	12.9	19.0	18.8	16.9	14.9	12.0	15.0	12.0	12.5
Polk															
GDPL	6.24	5.92	6.45	5.99	5.95	6.03	6.12	6.30	6.35	6.21	6.29	5.77	5.70	5.76	6.06
%ile	47.7	36.1	50.3	38.9	39.7	41.7	42.2	48.1	48.6	43.2	46.1	30.9	33.8	31.6	40.2
Potwin															
GDPL	6.97	6.88	7.01	7.12	7.00	6.79	6.99	7.26	7.08	7.03	7.12	6.56	6.05	6.34	6.85
%ile	64.6	60.5	61.5	62.5	59.5	57.0	62.5	70.0	65.4	62.9	68.9	52.1	41.4	48.5	62.5
Quincy															
GDPL	5.44	5.09	5.42	5.38	5.12	4.56	5.13	5.55	5.48	5.53	5.52	5.42	5.50	5.49	5.33
%ile	30.2	19.9	30.2	28.0	26.3	18.4	22.9	31.4	29.9	27.7	27.3	24.3	29.2	26.2	23.2
Quinton Heights															
GDPL	5.77	5.44	5.93	5.37	5.25	5.64	5.56	5.73	5.80	5.67	5.73	5.59	5.08	5.36	5.58
%ile	37.3	26.6	40.2	28.1	28.0	34.7	31.7	35.9	36.8	31.1	33.1	27.1	21.3	22.9	28.9
Randolph															
GDPL	7.24	7.09	7.09	6.70	6.89	7.13	6.96	7.20	7.19	7.08	7.16	6.43	6.41	6.46	6.98
%ile	69.1	63.9	61.2	53.3	57.3	62.0	60.3	67.0	66.0	62.5	67.1	48.6	51.7	51.6	64.0
Rice															
GDPL	6.03	5.99	6.44	6.11	6.52	5.72	6.21	6.30	6.41	6.44	6.39	5.90	5.92	5.94	6.12
%ile	42.0	38.0	50.0	42.0	51.0	36.0	45.0	48.0	50.0	49.0	49.0	35.0	39.0	37.0	42.0
Sheldon															
GDPL	7.14	6.94	6.80	6.28	6.82	7.03	6.74	7.15	7.01	7.25	7.14	6.43	6.45	6.47	6.89
%ile	67.2	61.2	56.4	44.8	56.4	60.8	56.4	67.0	64.0	67.8	68.4	48.6	52.8	51.2	63.4

IOWA TESTS OF BASIC SKILLS

GRADE 6

ADMINISTERED 1-11-71

EXPECTED GRADE PLACEMENT 6.40

SCHOOL	Vocab.	Comp.	Spell.	Capit.	Punct.	Usage	Test L Lang.	Map	Graphs	Knowl. Ref	Total Test W.	Math Conc.	Math Prob.	Total Test M.	Composite V, R, W, M.
State Street															
GDPL	5.99	6.08	6.44	6.02	6.13	5.76	6.10	6.15	6.05	6.20	6.13	5.62	5.93	5.80	6.02
Zile	41.1	40.5	32.1	39.8	43.6	37.9	43.1	44.6	41.8	42.4	42.9	28.3	39.4	33.7	39.9
Stout															
GDPL	6.90	6.87	6.77	6.47	6.45	7.04	6.69	6.63	6.74	6.65	6.67	6.27	6.20	6.26	6.68
Zile	63.0	60.0	57.0	49.0	50.5	62.0	56.0	55.0	58.0	54.0	56.5	44.5	46.5	46.5	58.0
Sumner															
GDPL	6.16	5.96	6.25	5.52	5.69	5.93	5.86	5.88	6.11	6.34	6.10	5.57	5.74	5.69	5.95
Zile	45.8	38.1	46.1	30.9	36.8	41.0	37.8	38.2	44.2	46.6	42.5	26.6	33.6	30.6	38.5
Whitson															
GDPL	7.48	7.40	7.21	7.56	7.47	7.44	7.43	7.25	7.52	7.33	7.37	7.06	7.03	7.07	7.35
Zile	75.0	71.9	64.8	69.7	69.0	67.8	71.4	69.9	74.8	69.9	74.4	65.0	68.3	68.9	75.4
Topeka Public Schools															
GDPL	6.35	6.22	6.43	6.19	6.23	6.21	6.28	6.36	6.38	6.38	6.37	5.90	5.95	5.95	6.23
Zile	50.2	44.3	49.0	44.1	46.0	45.8	46.7	49.4	49.6	47.5	48.9	35.6	40.1	38.2	46.0

IOWA TESTS OF BASIC SKILLS

GRADE 3

ADMINISTERED 3-6-72

EXPECTED GRADE PLACEMENT 3.60

SCHOOL	Vocab.	Comp.	Spell.	Capit.	Punct.	Usage	Test I Lang.	Map	Graphs	Knowl. Ref.	Total Test W.	Math Conc.	Math Prob.	Total Test M.	Composite V, R, W, M.
Avondale East GDPL %ile	3.32 41.1	3.75 49.4	3.75 48.0	3.49 43.1	3.50 42.0	3.27 38.6	3.51 42.4	3.48 43.5	3.64 47.4	3.51 44.4	3.54 44.8	3.64 46.6	3.63 50.0	3.66 49.2	3.56 45.3
Avondale Southwest GDPL %ile	3.70 51.0	3.82 51.4	4.22 58.6	3.84 50.9	4.03 53.2	3.97 53.5	4.02 55.3	3.91 54.7	3.93 55.3	3.95 58.3	3.94 56.8	4.22 63.7	3.92 57.3	4.10 62.5	3.91 55.8
Avondale West GDPL %ile	4.12 61.7	4.31 62.8	4.28 60.1	4.24 60.7	4.63 67.4	4.42 62.6	4.41 65.0	4.30 63.7	4.17 61.0	4.20 64.1	4.23 64.9	4.23 63.8	3.92 58.4	4.09 62.2	4.24 65.2
Belvoir GDPL %ile	2.80 28.0	3.04 31.6	3.09 32.7	3.00 31.8	3.36 38.8	2.64 25.5	3.04 30.2	3.04 30.3	2.96 29.7	3.14 32.8	3.05 27.8	3.26 34.1	3.02 32.1	3.17 32.8	3.01 28.1
Bishop GDPL %ile	4.27 65.8	4.65 70.6	4.78 69.8	4.78 71.2	5.09 74.5	4.65 66.9	4.84 73.6	4.64 71.6	4.29 64.4	4.33 67.6	4.42 70.9	4.56 71.9	4.46 72.7	4.54 74.3	4.54 73.2
Central Park GDPL %ile	3.51 45.9	3.93 53.4	3.99 52.9	3.85 50.4	4.09 54.0	3.57 45.2	3.89 51.3	3.97 55.6	3.85 52.6	3.74 50.5	3.84 53.5	4.10 59.9	3.88 55.4	4.02 59.4	3.84 53.0
Clay GDPL %ile	3.23 37.5	3.55 44.3	3.40 40.5	3.09 32.8	3.83 50.2	2.83 29.7	3.30 36.8	3.54 45.0	3.52 44.5	3.60 46.3	3.56 45.3	3.68 46.3	3.61 47.2	3.67 48.0	3.46 41.8
Crestview GDPL %ile	3.85 54.8	4.24 60.8	4.23 58.3	3.85 51.0	4.42 62.0	4.10 56.2	4.16 58.9	4.16 61.6	4.10 58.6	4.02 58.6	4.09 61.6	4.27 64.3	4.12 62.6	4.23 65.6	4.12 61.6
Gage GDPL %ile	3.86 54.9	4.32 62.4	4.13 56.4	4.12 57.2	4.75 68.7	4.36 61.7	4.35 63.5	4.35 65.4	4.15 61.1	4.18 63.2	4.22 65.7	4.40 69.8	4.36 70.0	4.41 72.1	4.24 65.1
Grant GDPL %ile	2.63 25.3	2.81 27.3	2.95 30.3	2.54 22.5	2.58 24.5	2.40 21.7	2.63 21.4	2.67 24.2	2.44 19.4	2.82 28.8	2.64 20.9	2.76 24.5	2.90 30.7	2.85 27.3	2.70 22.3

IOWA TESTS OF BASIC SKILLS

GRADE 3

ADMINISTERED 3-6-72

EXPECTED GRADE PLACEMENT 3.60

SCHOOL	Vocab.	Comp.	Spell.	Capit.	Punct.	Usage	Test L Lang.	Map	Graphs	Knowl. Ref.	Total Test W.	Math Conc.	Math Prob.	Total Test M.	Composite V, R, W, M.
Highland Park Central															
GDPL	3.28	3.21	3.44	3.29	3.46	3.03	3.31	3.24	3.38	3.37	3.33	3.53	3.35	3.46	3.32
%ile	39.3	36.0	40.6	38.6	40.5	33.5	36.9	37.3	41.6	40.2	38.3	43.3	41.5	42.8	37.6
Highland Park North															
GDPL	2.96	3.18	3.21	3.24	3.56	2.80	3.22	3.44	3.25	3.22	3.31	3.43	3.43	3.45	3.23
%ile	32.7	35.2	35.9	36.8	41.9	29.1	34.5	42.2	38.1	36.5	37.0	39.3	42.8	41.5	34.5
Highland Park South															
GDPL	3.74	4.02	4.28	4.08	4.53	4.02	4.24	3.90	3.85	3.96	3.91	4.23	4.26	4.27	4.04
%ile	51.9	56.2	59.8	56.3	64.9	54.7	60.7	54.5	53.6	58.1	56.9	63.5	66.7	67.4	59.8
Hudson															
GDPL	3.78	4.03	3.96	4.15	4.30	3.81	4.07	3.81	3.97	3.97	3.91	4.08	3.99	4.06	3.97
%ile	52.9	56.6	53.2	58.3	59.5	50.2	57.1	50.9	56.0	58.1	55.7	59.6	60.5	61.3	57.9
Lafayette															
GDPL	2.71	2.81	3.05	2.84	2.91	2.57	2.86	2.92	2.85	2.92	2.90	3.10	3.02	3.08	2.88
%ile	25.1	25.2	31.3	27.6	27.4	23.3	24.2	27.9	27.2	26.8	23.2	28.3	31.5	29.5	22.8
Linn															
GDPL	3.74	3.92	4.27	4.34	4.01	3.55	4.05	4.04	3.94	3.82	3.94	4.24	4.19	4.23	3.98
%ile	51.4	53.0	58.9	62.3	54.0	45.2	56.3	57.5	55.2	53.8	57.1	63.5	64.8	65.7	57.4
Lowman Hill															
GDPL	3.22	3.34	3.49	3.39	3.54	2.78	3.31	3.46	3.51	3.32	3.43	3.65	3.38	3.54	3.37
%ile	38.8	40.1	42.7	40.4	42.4	28.8	37.5	41.7	43.9	39.3	41.1	46.7	41.7	45.1	39.5
Lundgren															
GDPL	3.26	3.50	3.55	3.40	3.82	3.04	3.47	3.64	3.56	3.47	3.56	3.71	3.60	3.68	3.50
%ile	39.5	42.7	43.1	40.5	49.1	33.4	40.6	47.1	45.5	43.3	44.2	47.9	48.6	49.5	42.5
McCarter															
GDPL	3.92	4.21	4.12	4.16	4.54	3.91	4.19	3.95	4.01	4.00	3.99	4.23	3.94	4.11	4.09
%ile	56.8	60.7	56.3	58.7	63.9	52.1	59.4	54.1	56.4	58.3	57.6	64.3	59.2	63.4	60.9
McClure															
GDPL	4.31	4.61	4.47	4.72	4.92	4.56	4.68	4.77	4.45	4.56	4.60	4.48	4.33	4.43	4.53
%ile	66.7	68.9	64.9	70.9	72.5	65.6	71.8	75.4	68.0	72.7	74.9	71.5	69.3	72.3	73.0

IOWA TESTS OF BASIC SKILLS

GRADE 3

ADMINISTERED 3-6-72

EXPECTED GRADE PLACEMENT 3.60

SCHOOL	Vocab.	Comp.	Spell.	Capit.	Punct.	Usage	Test L Lang.	Map	Graphs	Knowl. Rcf.	Total Test W.	Math Conc.	Math Prob.	Total Test M.	Composite V, R, W, M.
McEachron															
GDPL	3.88	4.15	4.03	4.13	4.48	4.15	4.21	4.21	4.17	3.96	4.11	4.24	4.14	4.21	4.12
%ile	55.6	59.3	54.9	58.3	64.0	57.6	60.6	62.3	61.3	57.3	62.7	63.4	64.2	65.6	62.2
Monroe															
GDPL	2.92	3.02	3.03	3.19	2.87	2.83	2.99	3.06	2.97	3.34	3.12	3.10	3.39	3.28	3.07
%ile	29.7	30.1	29.8	35.1	27.6	29.9	28.2	31.1	29.9	37.9	30.3	29.7	41.1	35.9	28.7
Parkdale															
GDPL	1.96	1.94	2.33	2.00	2.05	1.81	2.06	1.88	2.12	2.14	2.04	2.51	2.39	2.47	2.09
%ile	11.4	11.5	18.1	12.3	14.0	10.1	11.7	10.2	12.3	11.7	08.9	14.3	17.6	15.1	09.4
Polk															
GDPL	3.77	3.98	4.43	3.78	4.02	3.36	3.91	3.83	3.78	3.93	3.85	3.80	4.14	3.99	3.90
%ile	52.9	57.0	62.6	49.9	53.7	42.1	52.5	52.2	51.2	58.3	55.3	52.3	63.6	59.6	56.0
Potwin															
GDPL	3.57	3.69	3.74	3.28	3.91	3.76	3.68	3.77	3.68	3.67	3.71	3.99	3.69	3.87	3.71
%ile	47.8	47.2	47.7	37.8	51.8	48.5	46.8	50.3	48.5	48.9	49.3	57.1	51.4	55.3	49.3
Quincy															
GDPL	3.35	2.94	3.61	3.18	3.31	2.98	3.28	3.36	3.22	3.28	3.29	3.48	3.48	3.51	3.28
%ile	40.4	29.7	45.1	36.0	37.5	32.8	37.0	41.3	36.3	36.6	36.9	41.0	44.5	43.8	36.4
Quinton Heights															
GDPL	3.56	3.88	3.82	3.94	4.17	3.90	3.98	4.18	3.94	3.68	3.93	3.65	3.73	3.71	3.82
%ile	46.9	51.6	49.0	53.1	56.5	52.0	54.4	62.3	55.4	49.0	57.6	45.7	51.1	49.4	52.7
Randolph															
GDPL	3.86	4.06	4.15	4.12	4.28	4.24	4.21	4.10	3.93	3.79	3.94	4.07	3.99	4.05	4.02
%ile	54.9	56.2	57.2	57.1	59.0	59.3	60.1	59.9	55.1	52.7	57.5	59.5	58.9	61.1	58.9
Rice															
GDPL	3.34	3.41	3.67	3.65	3.81	3.13	3.57	3.57	3.40	3.63	3.54	3.88	3.65	3.81	3.55
%ile	41.3	40.7	45.8	47.3	49.1	36.1	43.9	46.3	41.9	47.5	44.8	52.2	49.0	52.6	44.4
Sheldon															
GDPL	4.18	4.17	4.76	4.45	4.45	4.27	4.48	4.08	4.28	4.06	4.13	4.38	4.02	4.22	4.24
%ile	63.8	59.2	69.2	64.4	61.1	59.4	65.6	56.7	62.2	59.1	60.7	68.0	59.9	65.6	64.8

IOWA TESTS OF BASIC SKILLS

GRADE 3

ADMINISTERED 3-6-72

EXPECTED GRADE PLACEMENT 3.60

SCHOOL	Vocab.	Comp.	Spell.	Capit.	Punct.	Usage	Test L Lang.	Map	Graphs	Knowl. Ref.	Total Test W.	Math Conc.	Math Prob.	Total Test M.	Composite V, R, W, M.
State Street GDPL %ile	2.97 32.0	3.14 33.3	3.35 38.4	3.44 41.0	3.58 43.7	3.00 33.3	3.35 37.7	3.40 41.6	3.31 39.5	3.35 39.5	3.35 38.1	3.48 40.8	3.40 43.3	3.47 42.3	3.27 35.3
Stout GDPL %ile	4.05 59.9	4.39 62.7	4.22 58.8	4.10 56.4	3.98 53.0	4.19 58.0	4.14 58.2	4.27 62.7	4.09 58.8	4.01 57.9	4.12 61.4	4.27 64.7	3.82 57.1	4.07 62.0	4.15 61.9
Sumner GDPL %ile	3.35 40.7	3.36 39.4	3.28 36.4	3.40 40.0	3.68 44.4	3.39 41.5	3.45 40.0	3.33 39.2	3.39 41.6	3.08 32.0	3.27 35.9	3.64 45.2	3.45 43.6	3.57 45.0	3.41 39.4
Whitson GDPL %ile	4.27 66.1	4.83 72.8	4.82 71.1	4.57 67.0	5.06 74.9	4.60 66.2	4.78 73.0	5.03 80.2	4.63 71.5	4.61 74.6	4.75 78.8	4.76 77.6	4.46 74.2	4.64 77.8	4.65 75.7
Topeka Public Schools GDPL %ile	3.56 47.3	3.78 49.7	3.87 50.5	3.76 49.1	4.02 53.1	3.62 46.0	3.83 50.2	3.80 51.5	3.73 49.9	3.71 50.3	3.75 50.9	3.92 54.3	3.78 53.7	3.87 55.2	3.76 50.8

IOWA TESTS OF BASIC SKILLS

GRADE 4

ADMINISTERED 2-21-72

EXPECTED GRADE PLACEMENT 4-60

SCHOOL	Vocab.	Comp.	Spell.	Capit.	Punct.	Usage	Test L Lang.	Map	Graphs	Knowl. Ref.	Total Test W.	Math Conc.	Math Prob.	Total Test M.	Composite V, R, W, M.
Avondale East															
GDPL	4.05	4.28	4.33	4.35	4.57	4.34	4.41	4.55	4.59	4.56	4.57	4.54	4.38	4.49	4.36
%ile	42.3	46.5	45.2	46.1	50.5	47.3	47.4	52.7	52.2	53.3	53.4	51.8	49.9	51.2	47.6
Avondale Southwest															
GDPL	4.81	4.84	4.98	5.08	5.27	5.16	5.14	4.76	5.17	5.05	4.99	4.96	4.67	4.85	4.93
%ile	59.4	58.9	57.8	60.5	64.1	62.5	63.3	56.9	64.9	64.8	64.4	61.4	58.4	61.6	62.6
Avondale West															
GDPL	5.34	5.50	5.63	5.87	6.01	5.99	5.89	5.76	5.85	5.79	5.80	5.53	5.33	5.45	5.60
%ile	71.3	73.4	70.7	76.1	77.6	77.8	79.1	79.8	77.8	80.9	82.1	76.9	74.0	77.4	79.2
Belvoir															
GDPL	3.32	3.35	3.40	3.31	3.57	3.08	3.35	3.51	3.58	3.69	3.59	3.57	3.48	3.55	3.44
%ile	25.5	25.5	25.9	23.7	27.9	23.2	22.4	26.6	29.5	30.2	25.1	23.9	26.8	24.4	21.7
Bishop															
GDPL	4.61	4.88	4.97	4.78	5.12	5.05	4.99	5.18	5.07	5.09	5.11	4.62	4.51	4.59	4.84
%ile	55.2	59.4	57.6	54.8	61.5	60.0	60.0	66.5	62.1	66.8	66.7	53.1	54.0	55.0	60.5
Central Park															
GDPL	4.42	4.57	4.75	4.76	4.73	4.44	4.69	4.80	4.96	4.64	4.79	4.91	4.52	4.74	4.64
%ile	49.5	52.1	52.6	54.3	53.1	49.2	53.0	57.8	60.1	54.1	58.7	59.0	53.6	57.2	54.3
Clay															
GDPL	4.35	4.10	4.38	4.28	4.38	4.00	4.27	4.60	4.32	4.40	4.45	4.77	4.15	4.49	4.34
%ile	49.6	42.9	44.9	44.0	46.4	40.7	43.6	52.1	45.0	51.2	48.6	56.1	44.7	51.1	46.1
Crestview															
GDPL	4.73	4.66	4.71	4.79	5.00	4.88	4.85	5.26	5.28	5.05	5.20	5.03	4.59	4.84	4.85
%ile	57.4	54.5	52.9	55.1	58.4	57.4	57.2	68.1	66.1	65.1	68.2	63.6	56.7	61.3	60.2
Gage															
GDPL	5.15	5.05	5.12	5.07	5.32	5.52	5.27	5.41	5.62	5.37	5.46	5.32	4.98	5.17	5.22
%ile	66.7	63.2	60.6	60.6	64.9	68.8	66.2	72.1	74.2	71.1	74.8	70.3	67.2	70.5	69.6
Grant															
GDPL	3.59	3.52	3.59	3.57	3.72	2.86	3.44	3.74	3.86	3.75	3.78	3.73	3.76	3.77	3.63
%ile	32.0	29.3	29.8	29.9	33.0	19.3	24.9	32.1	35.4	30.1	30.1	28.9	32.4	30.0	26.9

IOWA TESTS OF BASIC SKILLS

GRADE 4

ADMINISTERED 2-21-72

EXPECTED GRADE PLACEMENT 4.60

SCHOOL	Vocab.	Comp.	Spell.	Capit.	Punct.	Usage	Test L Lang.	Map	Graphs	Knowl. Ref.	Total Test W.	Math Conc.	Math Prob.	Total Test M.	Compreh. V, R, W, M.
Highland Park Central															
GDPL	4.48	4.54	4.42	4.51	4.54	4.11	4.41	4.67	4.85	4.49	4.68	4.70	4.33	4.54	4.53
%ile	52.1	51.8	47.3	48.3	49.8	43.0	47.0	54.0	57.5	51.5	55.8	54.6	49.3	52.5	52.0
Highland Park North															
GDPL	3.85	3.88	3.78	3.84	3.65	3.44	3.69	3.95	3.98	3.95	3.96	4.17	3.82	4.02	3.88
%ile	37.5	37.5	34.0	35.4	31.4	30.0	30.6	37.8	38.4	38.0	36.5	40.8	36.0	38.5	34.7
Highland Park South															
GDPL	4.46	4.60	4.73	4.84	4.92	4.50	4.76	4.78	4.78	4.71	4.75	4.79	4.56	4.70	4.66
%ile	50.9	53.3	53.4	55.7	57.0	50.3	55.1	56.5	55.8	56.7	56.8	58.0	56.0	57.8	55.0
Hudson															
GDPL	4.41	4.55	4.50	4.51	4.59	4.05	4.42	4.53	4.97	4.70	4.73	4.58	4.39	4.51	4.52
%ile	49.7	51.6	48.6	48.3	49.8	41.4	47.0	50.7	59.4	56.6	55.9	52.4	50.1	52.0	51.2
Lafayette															
GDPL	3.37	3.44	3.78	3.58	3.56	3.07	3.51	3.65	3.83	3.93	3.80	3.70	3.66	3.70	3.56
%ile	26.6	26.9	34.2	29.6	29.5	23.3	26.7	29.8	36.0	37.2	31.9	27.4	30.6	28.3	24.7
Linn															
GDPL	4.37	4.49	4.75	4.63	4.69	4.17	4.58	4.71	4.75	4.98	4.82	4.98	4.42	4.72	4.60
%ile	49.9	50.4	53.6	51.2	52.3	43.7	50.9	55.4	55.4	61.9	57.6	60.9	51.9	57.1	53.4
Lowman Hill															
GDPL	4.04	4.06	4.03	4.34	4.65	4.11	4.29	4.38	4.37	4.25	4.33	4.44	4.32	4.41	4.23
%ile	42.3	41.6	39.1	45.4	51.6	42.6	44.3	48.9	48.4	45.7	47.2	48.4	48.8	49.1	43.8
Lundgren															
GDPL	4.38	4.57	4.77	4.64	4.95	4.40	4.70	4.96	4.59	4.68	4.75	4.42	4.35	4.41	4.57
%ile	49.9	53.2	53.6	51.7	57.6	48.2	53.4	61.8	52.8	56.6	57.6	47.8	50.4	49.9	53.1
McCarter															
GDPL	4.82	5.11	4.86	4.96	5.28	5.25	5.09	5.33	5.36	5.18	5.29	5.25	4.81	5.05	5.08
%ile	59.9	65.1	55.8	58.3	63.9	64.4	62.5	70.6	69.2	68.3	72.0	69.5	62.8	67.6	67.0
McClure															
GDPL	5.31	5.30	5.31	5.44	5.37	5.62	5.45	5.58	5.72	5.71	5.67	5.51	4.95	5.25	5.40
%ile	71.3	68.3	65.2	67.6	67.0	70.8	70.4	73.3	75.9	77.8	78.0	75.7	66.1	72.5	74.4

IOWA TESTS OF BASIC SKILLS

GRADE 4

ADMINISTERED 2-21-72

EXPECTED GRADE PLACEMENT 4.50
4-60

SCHOOL	Vocab.	Comp.	Spell.	Capit.	Punct.	Usage	Test L Lang.	Map	Graphs	Knowl. Ref.	Total Test W.	Math Conc.	Math Prob.	Total Test M.	Composite V, R, W, M.
McEachron GDPL Zile	4.97 62.7	5.05 62.6	5.45 67.3	5.23 64.4	5.40 67.2	5.18 62.5	5.32 67.8	5.21 66.3	5.33 66.9	5.40 73.6	5.31 71.0	5.41 73.6	5.05 67.8	5.25 72.6	5.19 69.1
Monroe GDPL Zile	3.28 25.3	3.61 31.2	3.92 38.4	3.93 37.4	4.19 42.7	3.69 35.4	3.94 37.6	3.89 34.2	3.89 36.3	4.33 48.0	4.03 38.2	4.10 40.0	4.12 45.8	4.14 42.7	3.80 33.2
Parkdale GDPL Zile	3.32 25.3	3.43 27.4	3.67 32.4	3.62 30.3	3.79 34.2	3.55 32.0	3.67 30.2	3.45 25.3	3.76 32.5	3.90 35.8	3.70 28.2	3.64 26.3	3.59 28.9	3.64 26.1	3.54 25.0
Polk GDPL Zile	4.30 48.3	4.18 44.5	4.63 51.2	4.31 45.0	4.98 58.0	4.42 48.8	4.60 51.6	4.18 43.0	4.83 58.0	4.37 47.8	4.46 51.1	4.37 46.5	4.43 51.7	4.43 49.9	4.39 48.7
Potwin GDPL Zile	4.56 53.5	4.67 55.1	4.78 54.2	4.55 49.1	4.94 56.9	4.66 53.0	4.74 54.2	4.92 59.8	4.92 58.5	4.97 62.8	4.93 61.6	4.99 61.4	4.76 61.1	4.90 62.4	4.76 57.5
Quincy GDPL Zile	3.73 34.8	3.77 35.0	3.91 37.3	3.65 31.4	3.94 36.8	3.11 24.0	3.67 30.5	3.89 35.7	3.93 36.9	3.90 36.2	3.91 34.4	4.13 39.7	3.83 36.1	4.00 37.5	3.82 32.7
Quinton Heights GDPL Zile	4.15 43.9	4.26 47.2	4.22 42.9	4.37 46.6	4.91 56.6	4.16 43.3	4.42 47.4	4.63 54.3	4.28 46.1	4.67 56.3	4.52 52.3	4.69 54.5	4.54 54.4	4.64 55.7	4.39 48.6
Randolph GDPL Zile	5.32 70.5	5.53 72.6	5.49 67.7	5.70 72.6	5.68 71.0	5.59 70.3	5.63 73.4	5.46 72.1	5.64 73.8	5.53 75.4	5.54 76.1	5.58 76.0	5.19 71.5	5.41 75.7	5.49 75.7
Rice GDPL Zile	3.78 35.5	3.89 37.9	4.03 38.8	4.07 39.2	4.37 45.0	3.68 34.2	4.04 38.3	4.26 45.7	4.17 44.2	4.52 53.1	4.32 46.5	4.18 39.7	3.80 34.5	4.01 36.3	4.01 37.9
Sheldon GDPL Zile	5.25 68.7	5.46 71.4	5.30 64.3	5.31 65.2	5.25 63.6	5.56 69.9	5.37 68.2	5.19 67.4	5.54 74.4	5.39 74.1	5.37 75.3	5.09 65.6	4.95 66.8	5.05 67.9	5.30 72.3

IOWA TESTS OF BASIC SKILLS

GRADE 4

ADMINISTERED 2-21-72

EXPECTED GRADE PLACEMENT

4.50
4-60

SCHOOL	Vocab.	Comp.	Spell.	Capit.	Funct.	Usage	Test L. Lang.	Map	Graphs	Knowl. Ref.	Total Test W.	Math Conc.	Math Prob.	Total Test M.	Composite V, R, W, M.
State Street															
GDPL	3.90	3.98	4.52	4.64	4.87	4.06	4.53	4.67	4.58	4.54	4.59	4.71	4.33	4.54	4.30
%ile	38.7	39.6	48.3	51.5	56.1	41.5	49.5	54.4	52.4	53.1	53.6	55.1	49.1	52.9	45.4
Stout															
GDPL	4.99	5.21	5.20	5.44	4.99	5.30	5.24	5.20	5.52	5.51	5.41	5.56	5.18	5.40	5.24
%ile	64.0	66.3	62.5	68.6	59.2	65.3	65.9	66.9	71.6	73.4	73.9	76.6	71.3	75.8	70.5
Sumner															
GDPL	3.73	4.09	4.04	4.15	4.35	3.58	4.04	4.37	4.25	4.29	4.31	4.26	4.03	4.17	4.07
%ile	35.3	42.3	39.5	41.4	46.2	32.9	38.9	47.2	45.2	46.6	45.5	43.3	41.8	42.9	39.9
Whitson															
GDPL	5.09	5.49	5.47	5.37	5.76	5.54	5.55	5.29	5.73	5.52	5.51	5.62	5.09	5.37	5.40
%ile	65.7	72.1	66.6	65.5	73.3	69.2	71.6	66.8	76.0	76.0	75.3	77.9	68.6	75.1	74.0
Topeka Public Schools															
GDPL	4.46	4.58	4.67	4.69	4.85	4.56	4.70	4.78	4.87	4.83	4.83	4.79	4.51	4.68	4.65
%ile	51.4	52.7	51.8	52.5	55.4	51.2	53.5	57.0	57.9	59.1	58.8	57.1	54.0	56.5	54.8

IOWA TESTS OF BASIC SKILLS

GRADE 5

ADMINISTERED 2-7-72

EXPECTED GRADE PLACEMENT 5.50

SCHOOL	Vocab.	Comp.	Spell.	Capit.	Punct.	Usage	Test L Lang.	Map	Graphs	Knowl. Ref.	Total Test W.	Math Conc.	Math Prob.	Total Test M.	Composite V. R. W. M.
Avondale East															
GDPL	5.07	5.15	5.17	4.96	5.56	4.81	5.14	5.22	5.14	5.16	5.17	4.80	4.71	4.78	5.06
%ile	42.3	41.3	41.7	35.4	50:7	36.3	41.2	43.6	42.3	39.7	42.2	31.1	30.1	29.6	38.8
Avondale Southwest															
GDPL	5.89	5.75	5.89	5.66	6.13	6.12	5.96	6.29	5.88	6.10	6.09	5.59	5.42	5.54	5.85
%ile	64.1	57.7	58.5	52.1	63.5	64.6	61.0	72.2	60.6	66.0	69.6	54.1	51.1	54.1	63.1
Avondale West															
GDPL	6.46	6.27	6.28	6.31	6.53	6.69	6.46	6.41	6.41	6.62	6.48	6.03	5.94	6.01	6.33
%ile	75.9	70.8	66.0	65.7	72.2	72.8	72.6	74.7	73.3	77.7	77.9	65.4	67.0	68.2	75.1
Belvoir															
GDPL	4.15	3.82	4.18	4.05	3.94	3.90	4.03	4.27	4.19	4.58	4.35	4.28	4.08	4.20	4.11
%ile	22.3	13.7	21.9	17.4	17.2	19.6	16.9	20.5	20.7	24.7	19.3	19.5	16.3	16.7	15.3
Bishop															
GDPL	6.18	6.20	5.92	6.14	6.33	6.33	6.19	6.47	6.01	6.33	6.27	5.72	5.43	5.60	6.09
%ile	70.0	69.0	59.0	62.0	68.0	68.0	68.0	77.0	64.0	72.0	74.0	58.0	52.0	56.0	69.0
Central Park															
GDPL	5.38	5.31	5.47	5.05	5.89	5.26	5.42	5.67	5.71	5.84	5.74	5.35	5.35	5.37	5.44
%ile	49.9	46.0	49.5	39.1	58.9	45.3	49.4	56.0	56.7	58.3	58.9	47.1	51.3	50.6	51.4
Clay															
GDPL	5.22	5.09	5.30	4.98	5.11	4.79	5.05	5.00	5.01	5.45	5.15	4.86	4.80	4.85	5.07
%ile	46.1	39.9	43.7	34.9	40.6	35.0	37.7	36.5	38.4	50.0	39.8	31.4	34.7	31.9	38.7
Crestview															
GDPL	5.91	5.79	5.64	5.40	5.78	5.60	5.62	5.92	5.88	5.93	5.91	5.45	5.53	5.51	5.75
%ile	63.6	59.0	52.1	46.4	55.4	53.0	53.5	62.3	59.9	61.4	63.4	49.8	54.7	54.0	60.2
Gage															
GDPL	6.45	6.45	6.69	6.88	7.11	6.81	6.89	6.79	6.90	6.67	6.79	6.37	6.34	6.38	6.59
%ile	76.6	75.0	75.1	77.6	83.1	78.0	82.6	82.5	83.5	79.5	84.5	75.4	77.5	78.5	81.0
Grant															
GDPL	4.62	4.34	4.53	3.91	4.04	3.55	4.01	4.79	4.71	4.64	4.71	4.24	4.38	4.33	4.40
%ile	32.9	24.0	31.2	16.6	19.4	13.3	17.6	32.1	31.6	27.7	29.6	18.1	23.7	19.4	22.6

IOWA TESTS OF BASIC SKILLS

GRADE 5

ADMINISTERED 2-7-72

EXPECTED GRADE PLACEMENT 5.50

SCHOOL	Vocab.	Comp.	Spell.	Capit.	Punct.	Usage	Test L Lang.	Map	Graphs	Knowl. Ref.	Total Test W.	Math Conc.	Math Prob.	Total Test M.	Composite V, R, W, M.
Highland Park Central GDPL %ile	5.25 46.5	5.19 44.2	5.01 38.5	5.01 37.5	5.29 44.1	4.69 33.4	5.01 38.1	5.95 53.0	5.38 48.1	5.46 48.6	5.46 50.9	5.01 36.6	4.89 35.3	4.97 36.6	5.18 43.9
Highland Park North GDPL %ile	4.91 38.1	5.09 41.0	5.37 45.4	5.23 41.6	5.43 46.9	4.95 39.0	5.26 43.5	5.37 47.5	4.89 35.8	5.44 47.5	5.24 44.1	4.91 33.5	4.61 29.5	4.79 30.8	5.06 38.9
Highland Park South GDPL %ile	5.57 54.6	5.54 52.5	6.01 60.6	5.76 53.3	5.85 58.3	5.41 49.3	5.77 52.3	5.71 57.0	5.83 59.3	5.89 60.4	5.81 61.0	5.58 53.1	5.38 51.0	5.51 53.4	5.64 56.9
Hudson GDPL %ile	5.40 52.0	5.32 46.0	5.77 55.0	5.34 44.0	5.70 55.0	5.05 40.0	5.48 50.0	5.34 47.0	5.51 51.0	5.57 52.0	5.47 51.0	5.12 40.0	5.08 41.0	5.12 41.0	5.36 48.0
Lafayette GDPL %ile	4.30 24.2	4.44 19.1	4.45 26.5	4.16 19.8	4.35 26.0	3.62 14.7	4.16 19.2	4.79 32.4	4.58 28.6	4.92 31.4	4.76 31.3	4.33 19.6	4.36 23.4	4.37 20.5	4.41 21.9
Linn GDPL %ile	5.58 55.1	5.54 52.2	5.72 54.7	5.10 40.3	5.62 52.8	5.48 51.3	5.49 50.5	5.40 48.7	5.36 47.5	5.47 48.7	5.41 50.0	5.16 41.6	4.87 34.9	5.04 38.7	5.41 50.2
Lowman Hill GDPL %ile	5.13 44.5	5.18 41.7	5.17 42.2	4.99 36.4	5.40 47.1	4.98 39.8	5.15 41.6	5.44 49.7	5.44 50.1	5.32 44.0	5.40 48.5	5.18 41.8	4.80 32.6	5.01 36.8	5.17 41.9
Lundgren GDPL %ile	4.91 38.4	4.91 35.5	5.41 47.9	4.96 37.3	5.26 43.8	4.65 33.8	5.08 39.7	5.53 51.8	5.07 40.6	5.33 43.9	5.31 45.9	4.98 34.8	4.94 37.4	4.99 36.4	5.04 38.3
McCarter GDPL %ile	6.31 70.8	6.32 69.1	6.33 64.7	6.15 61.6	6.39 68.3	6.48 69.1	6.35 68.7	6.54 76.3	6.44 72.2	6.49 71.4	6.49 75.8	6.11 66.2	5.87 63.3	6.02 66.2	6.30 71.7
McClure GDPL %ile	6.20 71.8	6.22 70.1	6.26 66.3	6.15 62.9	6.65 74.7	6.51 72.0	6.40 72.6	6.42 75.7	6.34 71.4	6.45 75.0	6.41 76.2	6.02 70.0	5.76 62.4	5.92 66.9	6.23 73.8

IOWA TESTS OF BASIC SKILLS

GRADE 5

ADMINISTERED 2-7-72

EXPECTED GRADE PLACEMENT 5.50

SCHOOL	Vocab.	Comp.	Spell.	Capit.	Punct.	Usage	Test L Lang.	Map	Graphs	Knowl. Ref.	Total Test W.	Math Conc.	Math Prob.	Total Test M.	Composite V, R, W, M.
McEachron GDPL Zile	5.76 59.6	6.07 65.6	6.00 59.9	6.10 60.3	6.46 70.1	5.88 58.7	6.13 64.9	6.31 71.0	6.06 64.1	6.44 73.4	6.27 72.0	5.66 55.4	5.54 55.0	5.63 56.7	5.97 65.3
Monroe GDPL Zile	3.97 18.0	4.07 17.0	4.34 23.0	4.74 32.0	5.04 39.0	4.13 23.0	4.57 27.0	4.37 22.0	4.16 20.0	4.52 24.0	4.35 19.0	4.32 19.0	4.51 25.0	4.44 21.0	4.28 18.0
Parkdale GDPL Zile	3.57 12.0	3.75 11.7	3.59 13.6	3.56 10.2	3.72 13.2	3.43 12.6	3.59 09.9	3.89 13.0	4.27 23.0	4.24 18.1	4.14 15.2	3.83 10.5	4.02 15.3	3.93 10.7	3.79 09.3
Polk GDPL Zile	5.39 50.7	5.27 45.5	5.33 44.9	4.87 32.6	5.06 38.2	4.96 40.0	5.06 38.1	5.29 45.3	5.11 41.6	5.24 41.7	5.22 43.6	4.99 34.9	4.84 34.9	4.92 34.6	5.18 42.4
Potwin GDPL Zile	6.09 66.6	6.29 68.7	5.67 53.0	5.74 53.3	5.92 58.4	5.61 52.1	5.74 55.4	6.31 67.9	6.17 63.5	6.15 64.0	6.21 66.1	5.70 56.0	5.76 60.0	5.76 60.1	6.01 64.0
Quincy GDPL Zile	4.33 24.9	4.47 26.0	4.09 21.1	3.91 15.2	3.94 17.8	3.45 12.5	3.86 14.5	4.55 26.5	4.38 24.6	4.73 28.8	4.55 24.3	4.55 25.4	4.49 24.7	4.55 24.5	4.35 20.8
Quinton Heights GDPL Zile	4.98 40.0	4.97 37.0	5.35 46.0	5.12 40.0	5.11 40.0	4.94 38.0	5.15 41.0	5.24 44.0	4.78 33.0	5.27 44.0	5.10 40.0	4.97 36.0	4.84 34.0	4.93 35.0	5.03 38.0
Randolph GDPL Zile	6.48 75.7	6.49 74.8	6.57 71.7	6.17 62.6	6.90 78.9	6.64 73.7	6.58 75.1	6.73 81.1	6.72 79.2	6.59 76.3	6.68 81.8	6.27 71.2	6.09 70.0	6.20 73.2	6.48 77.4
Rice GDPL Zile	4.19 21.9	4.57 27.5	4.23 22.8	4.28 23.9	4.53 28.3	3.82 18.1	4.23 21.0	4.80 32.1	4.63 29.3	4.93 33.3	4.78 30.3	4.51 23.1	4.64 28.2	4.60 25.2	4.47 22.2
Sheldon GDPL Zile	6.12 66.7	5.97 61.6	5.94 58.2	5.52 49.2	5.90 58.0	6.25 65.1	5.91 59.1	6.30 68.2	5.75 54.6	5.99 61.1	6.02 63.3	5.43 47.6	5.47 52.5	5.47 51.5	5.90 61.8

IOWA TESTS OF BASIC SKILLS

GRADE 5

ADMINISTERED 2-7-72

EXPECTED GRADE PLACEMENT 5.50

SCHOOL	Vocab.	Comp.	Spell.	Capit.	Punct.	Usage	Test L Lang.	Map	Graphs	Knowl. Ref.	Total Test W.	Math Conc.	Math Prob.	Total Test M.	Composite V, R, W, M.
State Street															
GDPL	4.87	4.95	5.28	5.01	5.44	4.65	5.11	5.29	5.16	5.53	5.33	5.22	5.15	5.22	5.10
%ile	37.0	36.2	44.3	37.4	48.2	32.3	40.3	45.7	42.2	50.7	46.4	43.0	43.7	44.0	39.7
Stout															
GDPL	6.32	6.39	5.91	6.08	6.13	6.48	6.17	6.28	6.54	6.67	6.50	5.71	5.75	5.76	6.23
%ile	73.7	72.8	58.6	62.2	63.3	70.4	67.0	71.3	76.6	78.9	79.0	57.7	61.2	61.8	73.0
Sumner															
GDPL	4.45	4.49	4.39	4.30	4.64	3.91	4.33	4.64	4.36	4.73	4.58	4.45	4.67	4.58	4.49
%ile	27.2	25.5	26.1	21.3	30.8	20.0	22.6	27.6	23.5	29.1	25.5	22.8	29.6	25.8	23.6
Whitson															
GDPL	6.38	6.71	6.34	6.30	6.74	6.69	6.53	6.55	6.59	6.64	6.59	5.98	5.70	5.87	6.42
%ile	74.0	78.4	66.8	65.4	75.1	74.5	73.6	76.0	74.7	76.4	78.3	63.5	57.9	62.5	75.8
Topeka Public Schools															
GDPL	5.50	5.53	5.55	5.41	5.71	5.41	5.53	5.74	5.61	5.78	5.71	5.34	5.23	5.31	5.52
%ile	53.3	52.1	50.6	46.2	54.1	48.9	51.0	56.8	53.4	56.3	56.7	46.5	46.1	47.0	52.3

IOWA TESTS OF BASIC SKILLS

GRADE 6

ADMINISTERED 1-10-72

EXPECTED GRADE PLACEMENT 6.40

SCHOOL	Vocab.	Comp.	Spell.	Capit.	Punct.	Usage	Test L Lang.	Map	Graphs	Knowl. Ref.	Total Test W.	Math Conc.	Math Prob.	Total Test M.	Composite V, R, W, M.
Avondale East															
GDPL	5.81	5.88	5.99	5.74	5.97	5.71	5.87	5.91	6.00	6.14	6.01	5.73	5.79	5.79	5.87
%ile	37.6	35.6	39.6	33.5	40.7	35.6	36.1	38.4	41.1	40.5	38.0	31.4	35.0	33.0	34.6
Avondale Southwest															
GDPL	6.62	6.69	6.87	6.20	6.63	6.88	6.65	6.43	6.74	6.56	6.58	6.12	6.24	6.20	6.55
%ile	56.1	55.2	58.3	43.5	52.8	58.3	55.3	50.7	57.7	51.2	54.9	40.6	46.4	44.5	53.8
Avondale West															
GDPL	7.13	6.95	7.23	7.08	7.00	7.00	7.09	7.18	6.82	7.27	7.09	6.35	6.39	6.40	6.93
%ile	67.7	62.1	65.6	60.9	59.5	60.1	63.6	68.1	59.6	67.8	67.6	47.1	51.0	50.2	64.7
Belvoir															
GDPL	5.07	4.88	5.17	4.93	4.80	4.64	4.90	4.96	5.04	5.33	5.11	4.71	5.02	4.89	4.97
%ile	22.7	15.7	24.8	20.2	21.6	18.0	18.1	19.4	21.6	22.8	18.0	10.7	19.1	13.1	15.3
Bishop															
GDPL	6.64	6.39	6.50	6.24	6.53	6.40	6.43	6.72	6.59	6.55	6.62	5.99	5.92	5.99	6.42
%ile	57.0	48.0	50.0	44.0	52.0	48.0	50.0	57.0	54.0	51.0	55.0	37.0	39.0	38.0	50.0
Central Park															
GDPL	6.47	6.12	6.67	6.10	6.50	6.02	6.33	6.42	6.23	6.32	6.33	5.85	6.16	6.03	6.26
%ile	53.0	41.0	54.5	41.0	50.0	41.5	47.0	50.5	46.0	45.0	47.5	34.5	45.0	40.0	46.0
Clay															
GDPL	6.21	5.79	6.33	5.24	6.06	5.72	5.86	5.68	5.77	5.98	5.82	5.50	5.22	5.39	5.82
%ile	46.0	33.0	48.0	26.0	42.0	36.0	37.0	33.0	36.0	38.0	34.0	26.0	22.0	23.0	34.0
Crestview															
GDPL	6.59	6.32	6.71	6.24	6.47	6.52	6.50	6.68	6.40	6.47	6.52	6.08	6.25	6.19	6.42
%ile	55.6	46.2	55.1	43.5	50.1	51.1	50.6	57.2	49.2	48.9	52.6	39.6	47.1	44.1	50.1
Gage															
GDPL	7.04	6.99	7.13	7.29	7.47	7.34	7.32	7.16	7.23	7.23	7.21	6.59	6.56	6.61	7.04
%ile	65.9	63.4	64.9	65.5	69.5	66.9	70.5	68.0	69.4	67.9	70.5	53.4	56.5	55.9	67.4
Grant															
GDPL	5.11	4.92	5.35	3.74	4.73	3.79	4.42	5.07	4.53	5.17	4.92	4.88	4.42	4.68	4.81
%ile	24.1	17.3	29.4	10.1	20.4	11.5	12.1	22.0	19.1	21.1	16.0	13.5	14.8	12.3	20.1

IOWA TESTS OF BASIC SKILLS

GRADE 6

ADMINISTERED 1-10-72

EXPECTED GRADE PLACEMENT 6.40

SCHOOL	Vocab.	Comp.	Spell.	Capit.	Punct.	Usage	Test L Lang.	Map	Graphs	Knowl. Ref.	Total Test W.	Math Conc.	Math Prob.	Total Test M.	Composite V, R, W, M.
Highland Park Central															
GDPL	5.83	5.75	6.01	5.37	5.79	5.60	5.71	5.95	5.95	6.18	6.03	5.39	5.58	5.51	5.77
%ile	38.3	32.7	40.9	27.5	37.4	34.7	33.5	40.1	40.0	42.2	40.2	23.1	30.4	25.4	33.3
Highland Park North															
GDPL	6.20	6.19	6.57	5.94	6.06	5.81	6.11	6.14	6.12	6.43	6.23	5.69	5.92	5.84	6.11
%ile	46.0	42.7	52.3	38.6	42.1	38.8	42.9	44.3	43.2	48.4	44.9	30.5	39.1	34.7	42.6
Highland Park South															
GDPL	6.59	6.22	6.40	6.11	6.30	6.36	6.30	6.31	6.49	6.36	6.39	6.10	6.06	6.10	6.32
%ile	55.4	44.4	48.8	41.8	47.6	50.1	47.4	48.2	51.8	47.2	49.8	39.9	42.3	41.8	48.1
Hudson															
GDPL	6.06	5.87	5.92	5.54	5.59	5.47	5.64	6.07	6.13	5.82	6.01	5.40	5.46	5.46	5.81
%ile	42.5	35.5	39.1	31.1	34.2	32.1	32.6	42.0	43.5	34.7	39.6	22.5	27.0	24.5	34.0
Lafayette															
GDPL	5.01	4.96	5.00	4.85	4.82	4.41	4.78	5.05	5.29	5.19	5.17	5.01	5.25	5.15	5.01
%ile	21.7	17.3	23.1	19.8	20.7	15.9	17.4	21.5	25.4	21.6	19.5	15.6	23.2	17.9	16.5
Linn															
GDPL	5.89	5.59	6.19	5.56	5.72	5.36	5.72	6.21	6.07	6.02	6.11	5.62	5.34	5.51	5.77
%ile	39.4	29.4	44.9	31.3	36.2	29.5	34.3	45.5	42.3	38.8	41.3	28.5	25.0	26.4	33.6
Lowman Hill															
GDPL	5.23	5.25	5.55	4.94	5.30	5.10	5.23	5.30	5.31	5.24	5.29	5.08	5.51	5.32	5.27
%ile	25.5	22.0	32.0	21.0	29.1	24.5	24.1	26.1	26.5	22.1	21.6	16.5	28.5	21.5	21.0
Lundgren															
GDPL	5.70	5.76	6.15	5.90	6.05	5.57	5.93	6.46	5.80	6.27	6.18	5.41	5.89	5.68	5.85
%ile	35.4	33.0	44.5	37.9	42.1	33.4	38.5	51.6	35.9	44.6	43.5	23.5	37.0	30.0	35.0
McCarter															
GDPL	6.75	6.83	6.88	6.11	6.48	6.79	6.58	6.77	6.89	6.99	6.88	6.41	6.19	6.33	6.67
%ile	57.8	57.8	57.5	41.3	49.9	56.4	52.7	58.0	60.2	60.1	60.8	48.4	45.8	47.7	56.6
McClure															
GDPL	7.06	6.99	7.37	7.34	7.49	7.53	7.45	7.14	6.98	7.04	7.05	6.48	6.47	6.51	7.01
%ile	65.8	62.9	68.1	65.8	68.7	69.2	72.0	67.6	62.9	62.3	66.7	50.1	53.0	52.9	66.6

IOWA TESTS OF BASIC SKILLS

GRADE 6

ADMINISTERED 1-10-72

EXPECTED GRADE PLACEMENT 6.40

SCHOOL	Vocab.	Comp.	Spell.	Capit.	Punct.	Usage	Test L Lang.	Map	Graphs	Knowl. Ref.	Total Test W.	Math Cnvr.	Math Prob.	Total Test M.	Composite V, R, W, M.
McEachron GDPL %ile	6.71 58.4	6.77 57.1	6.88 59.1	6.70 53.2	7.11 61.8	6.81 56.4	6.89 59.8	6.93 62.3	7.05 64.8	7.24 67.1	7.08 66.8	6.24 43.7	6.26 47.5	6.28 46.5	6.74 58.8
Monroe GDPL %ile	4.92 20.7	4.78 14.2	5.21 26.0	4.81 19.0	4.92 23.2	4.35 15.5	4.84 18.1	4.67 15.7	4.57 14.6	4.91 16.2	4.73 11.7	4.64 10.5	4.95 16.5	4.81 12.5	4.81 12.3
Parkdale GDPL %ile	4.64 16.6	4.44 10.0	4.62 17.2	4.41 14.0	4.85 22.4	4.49 16.7	4.61 15.2	4.51 13.6	4.62 15.3	5.00 18.4	4.71 11.2	4.56 10.1	5.06 19.4	4.83 12.9	4.65 10.8
Polk GDPL %ile	6.01 41.2	5.89 35.5	6.32 47.1	5.89 37.7	6.20 44.3	6.45 50.7	6.23 45.5	6.09 43.0	6.05 39.7	6.13 41.4	6.09 41.7	5.36 22.3	5.57 30.2	5.49 25.0	5.95 37.7
Potwin GDPL %ile	6.73 58.4	6.63 53.4	7.18 63.4	7.00 58.5	6.93 58.4	6.92 59.2	7.02 62.1	7.38 71.6	7.33 70.6	7.35 69.9	7.35 72.9	6.56 52.4	6.92 64.9	6.77 60.3	6.90 62.4
Quincy GDPL %ile	5.52 31.7	5.00 18.3	5.29 28.7	5.03 22.1	5.32 30.2	4.94 23.9	5.15 24.5	5.58 31.1	5.71 34.3	5.75 33.2	5.67 32.0	4.99 15.8	5.14 21.2	5.08 17.1	5.29 23.5
Quinton Heights GDPL %ile	5.99 41.0	5.77 33.0	6.11 43.0	5.08 21.0	5.74 36.0	5.40 30.0	5.59 30.0	5.94 40.0	6.02 42.0	6.07 46.0	6.00 40.0	5.43 24.0	5.77 34.0	5.62 29.0	5.79 33.0
Randolph GDPL %ile	7.18 67.7	7.02 61.7	7.27 64.2	6.99 57.7	6.93 57.5	7.14 62.1	7.10 62.9	7.07 64.1	7.11 64.6	7.07 61.7	7.08 65.2	6.44 47.6	6.52 51.9	6.51 50.9	6.98 63.0
Rice GDPL %ile	6.11 44.0	5.85 35.4	6.16 43.1	5.41 28.6	5.83 37.7	5.87 38.0	5.83 35.7	5.98 40.7	5.99 41.3	6.30 45.5	6.09 42.0	5.73 31.5	5.56 29.6	5.67 29.6	5.92 37.6
Sheldon GDPL %ile	6.95 63.2	6.62 53.0	7.04 60.9	6.43 48.8	6.72 54.2	6.88 58.1	6.78 57.1	6.73 57.6	7.08 64.9	7.21 66.5	7.01 64.9	6.15 41.3	5.86 37.4	6.04 39.8	6.67 57.2

IOWA TESTS OF BASIC SKILLS

GRADE 6

ADMINISTERED 1-10-72

EXPECTED GRADE PLACEMENT 6.40

SCHOOL	Vocab.	Comp.	Spell.	Capit.	Punct.	Usage	Test I. Lang.	Map	Graphs	Knowl. Ref.	Total Test W.	Math Conc.	Math Prob.	Total Test M.	Composite V, R, W, M.
State Street															
GDPL	5.59	5.86	5.95	6.01	6.16	5.50	5.91	5.85	6.10	6.37	6.11	5.51	5.73	5.65	5.83
%ile	32.8	35.5	39.8	39.3	44.2	33.2	38.7	37.9	42.5	47.0	42.5	27.1	34.2	30.9	35.2
Stout															
GDPL	6.92	6.55	6.61	6.18	6.23	6.78	6.47	6.58	6.88	6.68	6.72	6.00	5.94	6.00	6.53
%ile	61.8	51.7	52.7	42.7	45.9	55.1	49.8	54.5	60.0	52.7	57.0	37.7	39.3	39.1	53.1
Sumner															
GDPL	6.07	5.84	6.47	5.57	5.86	5.64	5.90	6.09	6.23	6.46	6.26	5.61	5.79	5.73	5.96
%ile	44.1	37.6	50.7	31.8	40.6	36.7	39.7	42.9	46.5	48.6	46.0	28.8	35.6	32.8	39.5
Whitson															
GDPL	7.06	6.84	7.08	6.99	7.05	7.19	7.09	7.13	7.36	7.42	7.31	6.32	6.62	6.50	6.97
%ile	65.9	58.9	62.7	59.4	60.9	64.3	64.2	66.9	70.5	71.5	71.9	46.0	56.9	53.0	64.9
Topeka Public Schools															
GDPL	6.23	6.10	6.37	5.96	6.19	6.05	6.16	6.27	6.28	6.39	6.31	5.78	5.87	5.85	6.13
%ile	47.5	41.6	48.4	39.4	45.2	43.1	44.2	47.6	47.5	47.5	47.6	33.1	38.1	34.6	43.5

IOWA TESTS OF BASIC SKILLS

GRADE 3

ADMINISTERED 3-12-73

EXPECTED GRADE PLACEMENT 3.60

SCHOOL	Vocab.	Comp.	Spell.	Capit.	Punct.	Usage	Test L Lang.	Map	Graphs	Knowl. Ref.	Total Test W.	Math Conc.	Math Prob.	Total Test M.	Composite V, R, W, M.
Avondale East GDPL %ile	3.07 35.8	3.33 40.2	3.54 43.7	3.21 36.4	3.50 42.2	3.06 34.4	3.33 37.5	3.38 40.8	3.14 36.1	3.37 40.7	3.29 37.2	3.16 31.6	3.13 36.0	3.17 33.8	3.24 35.3
Avondale Southwest GDPL %ile	3.65 49.7	3.79 50.3	3.99 52.1	3.99 54.4	4.00 52.9	3.72 48.0	3.93 52.6	4.04 58.3	3.90 54.8	3.79 51.8	3.91 56.3	3.79 50.7	3.72 51.4	3.77 52.3	3.81 51.3
Avondale West GDPL %ile	4.49 70.1	4.61 69.3	4.88 73.1	4.71 70.0	4.61 67.4	4.90 72.1	4.79 74.1	4.62 74.4	4.48 69.1	4.50 71.2	4.53 74.6	4.34 68.4	4.28 67.3	4.33 70.9	4.55 74.1
Belvoir GDPL %ile	2.59 22.7	2.63 20.5	3.38 39.1	3.27 37.0	3.40 39.9	2.85 29.6	3.23 34.5	2.85 27.7	2.84 27.8	3.24 35.5	2.99 27.6	3.13 29.7	2.78 25.7	2.98 25.9	2.88 22.2
Bishop GDPL %ile	4.37 67.7	4.68 71.8	4.86 71.7	4.97 75.4	5.10 76.3	4.83 70.3	4.96 76.9	4.69 74.4	4.47 68.5	4.36 69.2	4.51 73.8	4.28 66.2	4.22 66.0	4.27 68.5	4.55 73.8
Central Park GDPL %ile	3.87 54.5	4.35 63.3	4.23 58.7	3.57 44.7	3.91 52.3	3.83 50.7	3.89 52.6	4.13 60.0	3.98 57.6	3.99 56.9	4.04 60.5	4.02 59.3	3.74 53.2	3.90 57.2	4.02 58.4
Clay GDPL %ile	3.76 52.9	4.14 59.2	4.14 56.0	3.78 48.8	4.08 55.0	3.85 51.1	3.97 53.6	3.72 50.7	3.68 49.8	4.13 62.8	3.83 54.7	3.57 43.3	3.71 52.4	3.66 49.5	3.87 54.6
Crestview GDPL %ile	3.66 50.4	4.09 57.1	4.18 57.2	3.60 45.7	3.67 46.2	4.07 54.6	3.89 52.1	3.85 52.2	3.72 50.9	3.64 49.3	3.74 52.0	3.68 47.7	3.67 50.8	3.70 50.5	3.82 53.2
Gage GDPL %ile	4.20 63.9	4.38 64.2	4.68 68.1	4.13 57.0	4.29 59.5	4.49 63.7	4.41 64.0	4.20 61.3	4.15 59.6	3.94 56.9	4.10 61.3	4.20 62.5	4.15 64.5	4.20 65.6	4.26 65.3
Grant GDPL %ile	2.32 19.6	2.40 17.8	2.93 29.6	3.23 36.6	2.73 25.4	2.46 22.0	2.84 23.2	2.48 19.4	2.67 24.9	2.71 21.4	2.62 18.1	3.06 28.4	3.03 31.6	3.07 30.5	2.66 17.6

IOWA TESTS OF BASIC SKILLS

GRADE 3

ADMINISTERED 3-12-73

EXPECTED GRADE PLACEMENT 3.60

SCHOOL	Vocab.	Comp.	Spell.	Capit.	Punct.	Usage	Test L Lang.	Map	Graphs	Knowl. Ref.	Total Test W.	Math Conc.	Math Prob.	Total Test M.	Composite V, R, W, M.
Highland Park Central															
GDPL	3.29	3.43	3.76	3.54	3.69	3.22	3.56	3.45	3.23	3.22	3.30	3.43	3.36	3.42	3.40
%ile	40.6	41.2	47.5	44.2	46.6	37.6	42.8	42.9	39.4	35.9	38.2	39.6	42.0	41.5	39.4
Highland Park North															
GDPL	3.20	3.81	3.58	3.93	3.88	3.49	3.73	3.77	3.35	3.62	3.57	3.56	3.47	3.54	3.58
%ile	39.7	51.2	44.6	52.3	49.8	43.5	47.1	51.3	42.1	47.7	47.1	44.3	44.1	45.3	46.1
Highland Park South															
GDPL	3.77	4.06	4.43	4.33	4.06	4.05	4.23	3.91	3.83	3.70	3.82	3.97	3.88	3.95	3.96
%ile	51.7	56.3	63.7	62.9	54.1	55.1	61.6	54.3	52.8	49.4	53.7	56.5	57.3	58.8	57.2
Hudson															
GDPL	3.87	4.08	3.96	4.02	4.05	4.17	4.06	4.12	4.07	3.79	3.99	3.81	3.86	3.87	3.97
%ile	54.8	58.4	52.8	55.2	54.4	57.5	56.6	60.0	57.8	52.6	57.9	51.7	55.7	55.9	57.6
Lafayette															
GDPL	2.78	2.72	2.94	2.65	3.09	2.71	2.86	2.82	2.72	3.04	2.86	2.95	2.63	2.82	2.81
%ile	27.8	24.9	30.5	23.9	33.1	27.1	24.7	25.2	26.1	30.4	23.7	23.9	21.6	20.9	22.0
Linn															
GDPL	3.73	4.05	4.11	3.94	3.81	3.96	3.97	3.79	3.60	3.74	3.70	3.80	3.69	3.77	3.85
%ile	52.6	56.2	56.1	53.7	49.1	52.9	53.8	50.1	47.9	51.1	49.3	51.3	51.6	52.9	53.5
Lowman Hill															
GDPL	3.16	3.43	3.67	3.57	3.73	3.12	3.53	3.49	3.30	3.20	3.33	3.40	3.28	3.36	3.36
%ile	37.7	41.1	45.7	45.1	47.9	35.3	42.5	44.0	39.3	35.4	38.3	38.8	38.5	39.5	38.8
Lundgren															
GDPL	3.64	3.91	4.16	3.95	4.02	3.88	4.01	3.94	3.61	3.65	3.74	3.67	3.72	3.72	3.80
%ile	49.6	52.9	57.4	53.3	53.4	52.2	55.3	56.1	47.1	50.2	52.6	47.3	52.0	51.4	53.1
McCarter															
GDPL	3.75	4.03	4.07	3.92	4.01	4.10	4.03	4.13	3.87	3.75	3.92	3.97	3.77	3.90	3.93
%ile	52.4	56.6	55.8	53.0	53.6	56.0	55.8	59.5	53.5	51.6	55.9	56.0	52.7	56.1	56.3
McClure															
GDPL	4.08	4.29	4.36	4.51	4.60	4.25	4.44	4.23	3.92	3.91	4.02	4.05	3.72	3.91	4.15
%ile	60.8	62.5	60.2	65.5	65.3	59.0	64.3	63.3	55.3	54.7	59.7	59.0	51.7	56.8	61.8

IOWA TESTS OF BASIC SKILLS

GRADE 3

ADMINISTERED 3-12-73

EXPECTED GRADE PLACEMENT 3.60

SCHOOL	Vocab.	Comp.	Spell.	Capit.	Punct.	Usage	Test L Lang.	Map	Graphs	Knowl. Ref.	Total Test W.	Math Conc.	Math Prob.	Total Test M.	Composite V, R, W, M.
McEachron GDPL Zile	4.05 59.8	4.40 64.9	4.22 58.2	4.37 62.7	4.67 67.1	4.42 62.3	4.43 64.9	4.13 59.9	4.01 56.6	3.97 57.1	4.04 59.5	3.93 55.0	3.92 57.0	3.95 58.2	4.17 62.9
Monroe GDPL Zile	3.12 34.4	3.40 41.1	3.71 47.3	3.52 43.1	4.14 54.7	3.58 45.2	3.76 47.8	3.23 36.4	3.60 46.8	3.98 58.2	3.61 47.8	3.28 34.8	3.51 46.1	3.42 41.2	3.47 41.9
Parkdale GDPL Zile	2.26 17.7	2.58 22.2	2.70 25.6	2.65 23.0	2.97 29.4	2.52 23.7	2.72 22.0	2.44 18.7	2.40 17.1	2.82 25.0	2.54 16.3	2.75 19.7	2.68 24.5	2.74 21.3	2.57 16.7
Polk GDPL Zile	3.96 58.2	4.00 57.1	3.95 52.4	3.80 49.5	4.01 53.6	3.89 51.8	3.93 51.5	3.68 48.1	4.00 56.6	3.81 53.9	3.84 55.1	3.82 53.2	3.91 58.1	3.89 58.3	3.92 56.5
Potwin GDPL Zile	3.94 57.1	4.45 67.7	4.36 60.4	4.00 53.9	4.44 63.0	4.27 58.8	4.27 60.2	4.38 66.1	4.14 59.9	4.03 60.4	4.18 63.9	4.10 61.0	3.51 46.8	3.83 55.4	4.14 61.7
Quincy GDPL Zile	3.09 35.3	3.42 41.3	3.38 38.6	2.95 30.2	3.28 36.7	3.21 37.4	3.22 33.7	3.17 35.1	3.11 33.8	3.07 31.5	3.11 31.5	3.35 36.5	3.27 40.8	3.34 39.2	3.25 35.1
Quinton Heights GDPL Zile	3.90 56.1	4.16 58.6	4.43 62.9	4.50 65.7	4.79 69.6	3.95 53.4	4.43 65.1	4.22 62.0	3.82 52.4	4.04 59.1	4.03 58.2	3.92 53.7	3.69 53.2	3.82 54.2	4.07 59.4
Randolph GDPL Zile	4.23 64.5	4.54 67.4	4.94 73.4	4.63 68.4	4.58 65.4	4.78 69.5	4.75 72.6	4.40 67.2	4.26 63.1	4.19 63.1	4.29 67.5	4.23 64.5	4.33 70.0	4.31 69.6	4.42 70.0
Rice GDPL Zile	3.11 36.3	3.17 36.0	3.42 41.8	3.39 40.1	3.14 34.0	3.41 41.3	3.35 38.4	3.48 42.8	3.03 32.2	3.35 40.8	3.28 36.6	3.28 33.9	3.18 36.7	3.25 34.9	3.24 35.0
Sheldon GDPL Zile	4.10 61.2	4.32 62.8	4.33 60.1	4.07 55.8	4.35 60.1	4.70 68.0	4.37 62.3	4.13 59.0	3.99 57.8	3.91 56.2	4.01 59.2	3.90 54.3	3.60 51.8	3.78 54.5	4.11 60.8

IOWA TESTS OF BASIC SKILLS

GRADE 3

ADMINISTERED 3-12-73

EXPECTED GRADE PLACEMENT 3.60

SCHOOL	Vocab.	Comp.	Spell.	Capit.	Punct.	Usage	Test L Lang.	Map	Graphs	Knowl. Ref.	Total Test W.	Math Conc.	Math Prob.	Total Test M.	Composite V, R, W, M.
State Street															
GDPL	3.29	3.53	3.42	3.51	3.29	3.50	3.44	3.57	3.49	3.56	3.54	3.19	3.40	3.32	3.42
%ile	39.8	44.8	41.1	43.5	37.9	43.2	41.0	46.5	44.0	46.1	45.4	33.0	43.1	38.7	40.9
Stout															
GDPL	4.13	3.96	4.42	4.07	4.38	4.21	4.29	4.00	3.91	4.06	3.99	4.13	3.58	3.88	4.06
%ile	61.9	54.1	61.3	55.3	61.1	57.5	60.1	56.6	54.9	59.2	58.1	60.2	48.9	55.7	58.4
Sumner															
GDPL	3.27	3.42	3.75	3.41	3.95	3.55	3.68	3.62	3.54	3.35	3.51	3.59	3.33	3.49	3.47
%ile	40.6	42.2	49.4	42.0	53.5	45.0	47.1	47.9	34.6	39.9	44.7	44.6	40.7	43.8	43.0
Whitson															
GDPL	4.33	4.43	4.42	4.20	4.63	4.59	4.47	4.47	4.29	3.98	4.25	4.22	4.05	4.16	4.33
%ile	66.9	63.5	64.0	59.5	67.4	65.5	66.9	67.7	63.6	58.5	66.2	64.3	60.9	64.7	67.7
Topeka Public Schools															
GDPL	3.64	3.89	4.04	3.89	4.01	3.87	3.97	3.85	3.69	3.71	3.75	3.73	3.62	3.70	3.79
%ile	49.7	52.6	54.4	51.9	53.3	51.1	53.3	52.8	49.5	50.1	51.4	49.0	49.5	50.5	51.6

IOWA TESTS OF BASIC SKILLS

GRADE 4

ADMINISTERED 2-20-73

EXPECTED GRADE PLACEMENT 4.50
4-60

SCHOOLS	Vocab.	Comp.	Spell.	Capit.	Punct.	Usage	Test L Lang.	Map	Graphs	Knowl. Ref.	Total Test W.	Math Conc.	Math Prob.	Total Test M.	Composite V, R, W, M.
Avondale East															
GDPL	4.02	4.39	4.80	4.27	4.57	4.01	4.43	4.58	4.30	4.53	4.47	4.35	4.22	4.30	4.32
Zile	41.0	48.5	54.0	43.8	50.9	40.9	48.3	52.1	46.0	51.7	51.0	45.6	45.5	46.4	46.6
Avondale Southwest															
GDPL	4.70	4.81	5.17	5.22	5.27	5.13	5.21	5.16	5.04	5.17	5.12	4.73	4.73	4.76	4.93
Zile	57.0	58.1	62.8	63.1	63.9	61.6	65.5	65.2	61.4	68.8	67.7	56.2	59.5	59.9	63.3
Avondale West															
GDPL	3.90	5.19	4.91	4.94	5.18	5.20	5.07	5.16	5.07	4.49	4.91	4.96	4.71	4.86	4.79
Zile	40.9	64.8	56.8	58.2	62.4	63.6	62.8	65.5	62.9	49.8	61.9	63.0	59.2	63.6	59.6
Belvoir															
GDPL	3.37	3.36	3.76	3.61	3.92	3.54	3.71	3.90	3.64	4.16	3.90	3.68	3.34	3.54	3.58
Zile	26.4	26.3	34.4	30.4	37.5	32.1	32.0	35.7	30.9	43.2	35.3	26.6	24.9	25.5	26.3
Bishop															
GDPL	5.21	5.24	5.31	5.04	5.57	5.57	5.38	5.60	5.14	5.00	5.25	5.08	4.80	4.97	5.21
Zile	68.3	67.4	65.0	59.9	69.8	70.4	69.8	74.8	63.5	63.3	70.7	69.6	61.5	67.2	70.8
Central Park															
GDPL	4.54	4.71	5.12	4.43	4.99	4.74	4.84	4.62	4.58	4.59	4.59	4.65	4.21	4.46	4.63
Zile	52.5	55.7	61.1	47.9	57.6	54.7	57.3	52.8	52.1	52.3	54.2	53.2	46.7	51.4	55.0
Clay															
GDPL	4.45	4.38	5.11	4.45	4.16	3.75	4.38	4.80	4.56	4.43	4.59	4.66	4.14	4.42	4.45
Zile	50.2	48.7	61.2	47.0	43.9	37.1	47.6	57.0	50.6	49.8	54.3	55.3	44.9	50.5	50.5
Crestview															
GDPL	4.79	5.00	4.82	4.62	5.17	4.84	4.88	5.30	4.94	4.91	5.05	4.98	4.66	4.84	4.91
Zile	57.7	60.9	55.4	50.9	62.6	56.6	58.8	68.1	58.5	61.9	65.3	62.6	58.0	63.0	62.6
Gage															
GDPL	4.94	5.25	5.23	5.54	5.75	5.57	5.53	5.23	5.31	5.31	5.28	5.45	4.87	5.19	5.24
Zile	62.0	67.4	63.9	69.1	73.7	70.2	72.8	67.4	68.1	71.7	72.7	71.7	64.2	70.9	71.7
Grant															
GDPL	3.45	3.30	3.31	3.51	3.85	3.16	3.47	3.51	3.10	3.85	3.48	3.93	3.80	3.89	3.53
Zile	28.0	24.6	25.9	30.1	37.0	25.0	26.0	28.8	20.6	33.5	23.0	32.6	32.5	32.5	23.7

IOWA TESTS OF BASIC SKILLS

GRADE 4

ADMINISTERED 2-20-73

EXPECTED GRADE PLACEMENT

4.50

4-60

SCHOOL	Vocab.	Comp.	Spell.	Capit.	Punct.	Usage	Test L Lang.	Map	Graphs	Knowl. Ref.	Total Test W.	Math Conc.	Math Prob.	Total Test M.	Composite V, R, W, M.
Highland Park Central															
GDPL	4.01	4.09	4.19	4.08	4.19	3.82	4.09	4.27	3.83	4.17	4.09	3.92	3.93	3.95	4.04
%ile	41.1	42.9	42.4	40.7	41.9	37.4	40.4	46.2	36.1	42.5	41.3	34.3	39.1	37.6	40.1
Highland Park North															
GDPL	3.60	3.57	4.03	3.90	3.95	3.62	3.89	3.95	3.70	4.02	3.89	3.79	3.81	3.82	3.75
%ile	32.5	31.6	39.4	36.1	37.7	34.4	35.9	39.4	34.5	39.2	36.1	31.7	36.9	34.7	32.1
Highland Park South															
GDPL	4.64	4.56	4.96	4.88	5.21	4.44	4.88	4.89	4.71	4.71	4.77	5.05	4.67	4.88	4.75
%ile	56.1	53.7	58.1	56.9	63.1	49.3	59.1	61.0	55.3	58.0	61.2	64.8	58.9	64.3	59.9
Hudson															
GDPL	4.14	4.53	4.59	4.39	4.39	4.33	4.43	4.77	4.51	4.27	4.52	4.62	4.22	4.45	4.41
%ile	44.3	51.7	49.7	46.8	46.1	47.5	49.5	57.2	50.5	44.6	53.2	52.9	46.8	51.3	50.1
Lafayette															
GDPL	3.68	3.84	3.75	3.80	4.14	3.50	3.81	3.85	3.66	4.31	3.94	3.79	3.81	3.82	3.82
%ile	33.7	35.7	34.0	35.2	41.1	31.5	34.1	35.2	32.1	46.6	36.7	30.0	35.7	32.7	32.9
Linn															
GDPL	4.67	5.12	5.19	4.81	5.40	4.89	5.09	5.40	5.32	5.26	5.33	5.56	5.02	5.31	5.10
%ile	55.4	64.8	62.8	55.9	66.8	57.5	64.2	70.0	67.8	71.5	73.4	76.0	66.0	74.0	68.1
Lowman Hill															
GDPL	4.02	4.22	4.19	4.06	4.26	4.08	4.16	4.15	4.11	4.26	4.18	4.39	4.12	4.28	4.17
%ile	41.4	44.8	42.2	39.6	43.9	43.2	41.5	42.2	40.7	44.4	42.4	46.5	42.8	46.6	42.5
Lundgren															
GDPL	4.21	4.31	4.39	4.24	4.60	4.04	4.33	4.70	4.39	4.55	4.54	4.58	4.36	4.49	4.38
%ile	45.5	47.6	47.8	42.6	50.6	41.8	45.9	55.4	48.6	53.1	54.3	52.1	49.7	54.1	49.1
McCarter															
GDPL	4.77	4.90	4.91	4.58	4.96	4.81	4.82	5.08	4.62	4.87	4.86	4.90	4.56	4.76	4.82
%ile	58.7	60.2	58.0	50.9	58.0	56.3	57.9	63.2	53.4	61.2	61.4	60.0	55.8	60.1	61.2
McClure															
GDPL	5.13	5.33	5.25	5.17	5.33	5.50	5.32	5.49	5.30	5.22	5.33	5.01	4.82	4.94	5.21
%ile	65.9	67.7	64.1	62.6	64.3	68.1	68.1	71.1	66.6	68.4	72.3	62.4	61.9	63.9	69.7

IOWA TESTS OF BASIC SKILLS

GRADE 4

ADMINISTERED 2-20-73

EXPECTED GRADE PLACEMENT 4.50
4.60

SCHOOL	Vocab.	Comp.	Spell.	Capit.	Funct.	Usage	Test L Lang.	Map	Graphs	Knowl. Ref.	Total Test W.	Math Conc.	Math Prob.	Total Test M.	Composite V, R, W, M.
McEachron GDPL Zile	4.95 62.5	5.23 66.7	5.15 62.3	5.27 64.4	5.57 70.5	5.38 66.8	5.35 69.9	5.27 67.7	5.16 63.7	5.18 68.4	5.21 70.3	5.21 68.2	4.86 62.6	5.06 68.9	5.16 70.0
Monroe GDPL Zile	3.16 23.5	3.54 30.1	3.92 36.0	3.70 31.3	4.01 39.2	3.40 30.0	3.77 32.7	3.75 31.6	3.58 28.4	4.07 39.4	3.79 32.5	3.83 31.4	3.63 29.7	3.76 31.2	3.61 27.4
Parkdale GDPL Zile	3.05 19.0	2.88 15.4	3.44 27.0	3.28 22.6	3.53 27.6	3.06 22.8	3.33 22.2	3.28 21.2	2.86 12.8	3.87 33.8	3.32 16.5	3.19 14.5	3.06 17.7	3.14 13.7	3.15 12.7
Polk GDPL Zile	4.40 50.7	4.86 60.0	5.54 69.8	4.81 56.2	5.93 76.2	4.84 58.2	5.29 68.8	4.79 60.1	5.09 65.3	5.02 68.1	4.98 67.8	4.51 50.8	4.79 59.1	4.67 56.9	4.84 62.9
Potwin GDPL Zile	4.46 52.1	4.51 51.2	4.59 50.3	4.22 43.5	4.54 49.0	4.61 52.1	4.50 49.6	4.58 51.8	4.62 52.5	4.72 56.0	4.64 54.9	4.62 53.2	4.12 44.3	4.40 50.3	4.50 51.9
Quincy GDPL Zile	3.73 34.2	4.02 40.4	4.18 43.4	3.82 35.0	3.85 36.1	3.43 30.1	3.83 34.7	4.26 44.9	3.88 36.2	4.01 39.8	4.05 40.6	4.06 38.1	4.03 40.2	4.08 40.3	3.95 37.6
Quinton Heights GDPL Zile	3.96 40.9	4.02 40.1	4.43 47.8	4.74 54.1	5.15 61.8	4.54 51.2	4.73 55.6	4.78 57.0	4.03 40.1	4.46 51.2	4.42 50.5	4.70 53.9	4.07 42.4	4.40 49.8	4.31 46.4
Randolph GDPL Zile	5.12 65.2	5.40 69.7	5.45 67.6	5.43 67.7	5.54 69.1	5.48 68.2	5.49 72.1	5.39 70.7	5.05 62.0	5.31 70.9	5.25 71.6	5.24 69.6	5.09 69.1	5.19 71.9	5.29 72.2
Rice GDPL Zile	4.23 45.4	4.18 43.8	4.24 43.7	4.16 42.6	4.11 42.0	4.02 41.3	4.15 42.7	4.43 48.5	4.42 48.4	4.43 48.8	4.42 50.0	4.19 40.9	4.07 43.4	4.16 42.6	4.23 45.1
Sheldon GDPL Zile	5.17 67.5	5.15 65.9	5.30 64.9	5.19 63.4	5.40 66.2	5.29 64.8	5.31 67.9	5.23 68.4	5.26 67.0	5.25 70.2	5.25 72.2	5.04 63.6	4.86 63.1	4.97 65.0	5.17 70.2

IOWA TESTS OF BASIC SKILLS

GRADE 4

ADMINISTERED 2-20-73

EXPECTED GRADE PLACEMENT 4.50
4-60

SCHOOL	Vocab.	Comp.	Spell.	Capit.	Punct.	Usage	Test L Lang.	Map	Graphs	Knowl. Ref.	Total Test W.	Math Conc.	Math Prob.	Total Test M.	Composite V, R, W, M.
State Street															
GDPL	4.21	4.16	4.60	4.42	4.90	4.19	4.55	4.65	4.28	4.58	4.50	4.25	4.25	4.28	4.34
%ile	45.4	42.9	50.2	47.9	56.3	44.6	51.2	53.7	45.5	53.7	51.9	42.6	47.1	46.2	47.5
Stout															
GDPL	5.35	4.99	5.07	4.58	4.66	5.05	4.85	5.19	5.20	5.04	5.14	5.08	4.51	4.82	5.03
%ile	71.5	61.3	60.3	51.0	51.6	60.6	58.5	65.7	64.8	66.3	69.3	64.6	53.9	62.8	66.6
Sumner															
GDPL	3.74	3.70	4.05	3.58	4.07	3.82	3.89	3.71	3.83	4.18	3.91	3.98	4.00	4.01	3.85
%ile	35.0	33.3	40.0	29.1	39.9	37.4	36.0	32.9	34.7	42.9	35.1	35.1	40.9	38.8	33.9
Whitson															
GDPL	5.70	5.79	5.88	6.08	6.26	5.69	5.99	6.09	5.82	5.78	5.90	5.66	5.42	5.56	5.78
%ile	77.8	77.1	75.5	78.6	81.7	72.2	81.0	83.6	77.4	79.7	84.0	78.3	77.2	80.3	83.0
Topeka Public Schools															
GDPL	4.44	4.61	4.75	4.60	4.87	4.59	4.72	4.81	4.60	4.71	4.71	4.66	4.42	4.56	4.61
%ile	50.8	53.2	53.8	50.8	56.1	52.0	54.7	57.4	52.2	56.5	57.0	53.6	51.6	54.4	54.6

IOWA TESTS OF BASIC SKILLS

GRADE 5

ADMINISTERED 1-29-73

EXPECTED GRADE PLACEMENT 5.50

SCHOOL	Vocab.	Comp.	Spell.	Capit.	Punct.	Usage	Test L Lang.	Map	Graphs	Knowl. Ref.	Total Test W.	Math Conc.	Math Prob.	Total Test M.	Composite V, R, W, M.
Avondale East															
GDPL	4.85	4.83	4.80	4.92	4.90	4.73	4.85	5.25	4.88	5.01	5.05	4.82	4.58	4.73	4.86
%ile	39.4	37.2	38.0	39.3	39.8	38.2	38.1	44.5	38.5	38.9	40.6	34.5	33.8	33.8	36.5
Avondale Southwest															
GDPL	5.56	5.88	5.48	5.59	6.47	5.70	5.82	5.72	5.57	5.57	5.62	5.43	5.30	5.39	5.65
%ile	53.4	57.3	49.5	50.0	66.3	54.6	56.9	55.3	52.3	50.3	54.6	48.4	47.7	49.8	55.3
Avondale West															
GDPL	6.19	6.38	6.46	6.69	6.74	6.77	6.68	6.33	6.57	6.40	6.44	6.39	6.14	6.30	6.40
%ile	66.0	68.5	66.6	69.4	71.4	72.1	73.8	67.6	71.0	68.3	72.8	69.3	66.3	71.5	73.0
Belvoir															
GDPL	3.79	4.08	4.34	4.11	4.16	3.72	4.09	4.65	4.27	4.56	4.50	4.45	4.14	4.32	4.15
%ile	20.2	21.7	28.0	24.9	26.1	21.8	22.4	31.9	25.6	29.6	27.1	26.7	23.2	23.5	19.9
Bishop															
GDPL	5.70	5.86	5.67	6.14	6.18	6.09	6.03	6.21	5.76	5.79	5.92	5.70	5.35	5.55	5.81
%ile	57.0	58.3	52.6	61.2	61.9	60.9	61.9	65.3	56.3	57.3	62.4	55.1	49.6	54.5	60.4
Central Park															
GDPL	5.32	5.57	5.64	6.06	5.89	5.42	5.77	5.69	5.30	5.83	5.61	5.57	5.44	5.53	5.56
%ile	47.7	51.3	52.8	58.4	56.3	49.3	55.8	55.0	45.9	56.7	54.6	51.6	51.6	53.0	53.2
Clay															
GDPL	5.12	5.39	5.51	5.58	5.35	5.20	5.43	5.72	5.55	5.31	5.53	5.03	4.98	5.04	5.31
%ile	45.1	47.5	48.6	49.5	46.1	45.5	49.0	57.0	51.8	44.7	53.3	39.6	40.5	41.4	47.3
Crestview															
GDPL	5.72	5.94	5.86	5.68	6.51	5.95	6.01	6.61	5.98	6.16	6.24	5.89	5.83	5.89	5.96
%ile	56.7	60.0	56.1	52.5	67.7	58.5	61.3	72.1	59.2	64.1	68.2	58.0	60.6	61.9	62.6
Gage															
GDPL	6.27	6.13	6.22	6.47	6.64	6.52	6.48	6.61	6.27	6.23	6.37	5.96	5.92	5.96	6.25
%ile	67.1	63.5	61.4	65.5	69.2	68.0	69.4	73.5	65.5	64.6	71.3	61.2	62.9	64.6	69.0
Grant															
GDPL	4.04	4.17	4.36	4.02	4.30	3.79	4.13	4.34	4.24	4.56	4.38	4.35	4.52	4.45	4.23
%ile	23.8	24.3	28.6	22.7	28.0	21.7	22.7	26.2	25.0	27.8	23.3	25.8	30.0	26.9	20.8

IOWA TESTS OF BASIC SKILLS

GRADE 5

ADMINISTERED 1-29-73

EXPECTED GRADE PLACEMENT 5.50

SCHOOL	Vocab.	Comp.	Spell.	Capit.	Punct.	Usage	Test L Lang.	Map	Graphs	Knowl. Ref.	Total Test W.	Math Conc.	Math Prob.	Total Test N.	Composite V, R, W, M.
Highland Park Central															
GDPL	5.41	5.36	5.45	5.30	4.81	5.41	5.25	5.66	5.59	5.61	5.61	5.24	5.09	5.20	5.36
%ile	51.0	48.0	48.6	45.6	38.8	49.4	46.0	53.9	52.9	52.4	55.6	44.4	43.5	45.4	49.2
Highland Park North															
GDPL	4.63	4.70	4.54	4.51	4.40	4.19	4.42	4.88	4.51	5.05	4.82	4.93	4.83	4.90	4.69
%ile	34.7	34.7	32.9	31.6	29.9	28.0	28.9	36.8	31.3	39.4	35.4	36.9	38.5	37.0	32.5
Highland Park South															
GDPL	5.24	5.46	5.75	5.57	5.59	5.31	5.56	5.61	5.70	5.71	5.68	5.80	5.59	5.72	5.53
%ile	46.4	49.7	53.3	50.2	51.7	47.6	52.1	53.1	54.3	54.7	56.1	56.8	54.5	57.1	52.4
Hudson															
GDPL	5.16	5.24	5.03	5.09	5.03	4.73	4.98	5.21	5.17	5.28	5.22	4.86	4.96	4.93	5.11
%ile	45.3	44.5	41.8	41.6	42.2	37.9	40.8	45.0	43.5	45.3	46.1	35.5	39.6	38.5	43.3
Lafayette															
GDPL	4.04	4.17	4.21	4.42	4.32	4.03	4.26	4.49	4.06	4.75	4.43	4.25	4.21	4.26	4.23
%ile	22.3	23.3	27.4	30.3	28.4	25.5	26.1	28.2	22.6	32.8	25.2	20.9	23.2	20.5	20.7
Linn															
GDPL	5.39	5.66	5.88	5.73	5.93	5.27	5.72	5.68	5.75	5.95	5.80	5.85	5.30	5.60	5.63
%ile	48.7	53.0	55.3	52.3	56.5	47.1	54.2	53.8	55.2	58.4	58.1	56.9	47.9	53.7	53.9
Lowman Hill															
GDPL	4.98	5.26	5.52	5.32	5.27	5.11	5.31	5.26	5.04	5.50	5.27	5.12	4.97	5.07	5.17
%ile	41.0	45.2	49.6	45.5	45.4	44.6	47.6	45.0	42.4	48.9	46.2	42.0	41.2	42.9	44.4
Lundgren															
GDPL	5.28	5.61	5.55	5.67	5.91	5.08	5.57	5.55	5.24	5.46	5.42	5.35	5.05	5.22	5.42
%ile	48.1	53.3	50.8	51.7	56.6	43.7	52.0	50.7	44.7	48.5	49.0	46.3	42.6	44.9	49.6
McCarter															
GDPL	5.94	6.33	6.11	5.93	6.00	6.46	6.14	6.34	6.17	6.17	6.23	6.02	5.79	5.92	6.12
%ile	61.0	68.1	59.8	56.7	58.3	66.8	63.6	69.4	65.2	63.8	69.9	62.4	60.6	64.1	67.3
McClure															
GDPL	6.41	6.59	6.50	6.68	6.72	6.98	6.73	6.48	6.47	6.58	6.51	6.48	6.22	6.38	6.53
%ile	69.7	71.8	67.2	69.3	70.6	75.2	74.0	70.7	69.2	71.2	74.1	70.2	68.7	72.6	74.8

IOWA TESTS OF BASIC SKILLS

GRADE 5

ADMINISTERED 1-29-73

EXPECTED GRADE PLACEMENT 5.50

SCHOOL	Vocab.	Comp.	Spell.	Capit.	Punct.	Usage	Test L Lang.	Map	Graphs	Knowl. Ref.	Total Test W.	Math Conc.	Math Prob.	Total Test M.	Composite V, R, W, M.
McEachron															
GDPL	5.77	5.88	6.18	6.18	6.18	5.93	6.13	6.20	6.28	6.27	6.25	6.06	5.67	5.89	5.98
%ile	57.2	59.3	62.5	60.4	62.1	58.0	63.0	64.9	65.7	66.4	69.0	63.0	57.3	62.6	63.4
Monroe															
GDPL	3.77	4.25	4.50	4.20	4.67	4.65	4.51	4.45	4.08	4.63	4.39	4.63	4.41	4.55	4.31
%ile	21.2	25.8	35.2	25.8	34.9	35.7	31.6	28.8	22.5	30.9	24.6	30.9	27.4	28.7	23.8
Parkdale															
GDPL	4.04	3.96	4.17	3.96	4.42	4.01	4.16	4.15	3.83	4.38	4.12	3.89	4.22	4.08	4.08
%ile	23.5	20.0	27.2	23.4	30.9	26.5	24.8	23.5	18.7	24.6	18.1	15.4	24.1	16.9	17.9
Polk															
GDPL	4.67	4.78	4.84	5.04	5.32	4.62	4.97	5.01	5.02	5.29	5.11	4.81	4.74	4.80	4.87
%ile	37.0	38.0	38.5	40.2	46.4	36.4	40.0	39.1	40.7	45.6	42.5	35.5	34.9	35.7	37.9
Potwin															
GDPL	5.51	5.92	5.72	5.82	6.06	5.71	5.84	5.87	5.83	6.08	5.93	5.81	5.94	5.90	5.82
%ile	52.2	60.1	54.4	54.8	59.1	54.9	57.6	59.0	55.6	61.5	60.6	57.5	62.0	62.4	59.4
Quincy															
GDPL	4.48	4.48	5.14	4.48	4.99	4.18	4.71	4.84	4.54	5.15	4.84	4.61	4.39	4.53	4.61
%ile	32.1	30.3	43.4	32.0	40.8	28.2	35.1	36.2	32.4	42.2	36.1	30.8	27.4	28.6	30.7
Quinton Heights															
GDPL	5.47	5.42	5.80	5.48	5.73	5.40	5.62	5.41	5.36	5.61	5.46	5.73	5.40	5.59	5.50
%ile	50.9	48.9	54.4	50.2	54.8	49.3	53.8	49.0	48.1	52.3	51.4	55.3	49.0	54.6	52.4
Randolph															
GDPL	6.50	6.61	6.59	6.97	7.14	6.87	6.90	6.82	6.66	6.56	6.68	6.75	6.22	6.51	6.64
%ile	71.5	73.0	68.1	73.8	77.2	73.9	77.1	77.1	72.0	71.9	77.0	75.8	70.7	76.3	77.3
Rice															
GDPL	4.40	5.30	5.15	4.87	5.19	4.94	5.05	5.06	5.16	5.43	5.21	5.16	4.99	5.10	5.01
%ile	31.8	46.4	42.6	38.1	44.1	41.0	41.2	42.3	44.8	48.5	45.8	42.0	42.0	42.7	40.3
Sheldon															
GDPL	6.48	6.60	6.74	6.68	6.90	6.78	6.79	6.80	6.73	6.65	6.73	6.49	6.37	6.46	6.61
%ile	71.3	72.3	70.4	69.1	74.2	71.8	75.0	78.8	74.3	74.7	80.2	71.4	72.5	75.6	77.6

IOWA TESTS OF BASIC SKILLS

GRADE 5

ADMINISTERED 1-29-73

EXPECTED GRADE PLACEMENT 5.50

SCHOOL	Vocab.	Comp.	Spell.	Capit.	Funct.	Usage	Test L Lang.	Map	Graphs	Knowl. Ref.	Total Test W.	Math Conc.	Math Prob.	Total Test M.	Composite V. R. W. M.
State Street															
GDPL	4.74	4.99	5.65	5.81	6.25	5.18	5.73	5.41	5.05	5.46	5.31	5.06	5.36	5.23	5.20
Zile	37.4	40.2	51.9	54.0	62.8	44.9	55.5	48.7	41.7	48.8	47.3	40.2	50.5	46.6	44.6
Stout															
GDPL	6.01	6.12	5.94	6.27	5.89	6.20	6.09	5.96	5.81	5.97	5.92	6.09	5.39	5.77	5.98
Zile	62.5	64.0	56.3	63.5	56.9	62.2	62.6	61.2	59.1	58.7	62.2	63.9	51.6	59.4	63.3
Sumner															
GDPL	4.41	4.98	4.97	5.06	5.63	4.98	5.18	5.09	4.74	5.07	4.96	5.02	4.89	4.98	4.91
Zile	32.6	40.9	41.6	41.6	52.4	41.6	44.4	42.3	35.4	41.1	40.4	39.7	37.9	39.2	38.6
Whitson															
GDPL	6.45	6.49	6.13	6.62	6.70	6.33	6.45	6.43	6.39	6.38	6.39	6.39	6.09	6.26	6.40
Zile	70.9	69.8	60.2	67.4	70.4	65.8	68.9	70.2	68.3	67.8	71.4	68.1	67.3	69.6	71.9
Topeka Public Schools															
GDPL	5.36	5.55	5.60	5.64	5.79	5.53	5.65	5.72	5.54	5.71	5.65	5.53	5.35	5.47	5.54
Zile	49.5	51.7	51.4	51.5	54.8	51.4	53.7	55.0	51.2	53.9	55.0	50.7	49.6	51.6	52.6

IOWA TESTS OF BASIC SKILLS

GRADE 6

ADMINISTERED 1-8-73

EXPECTED GRADE PLACEMENT 6.40

SCHOOL	Vocab.	Comp.	Spell.	Capit.	Punct.	Usage	Test L Lang.	Map	Graphs	Knowl. Ref.	Total Test W.	Math Conc.	Math Prob.	Total Test M.	Composite V, R, W, M.
Avondale East															
GDPL	5.44	5.92	6.25	5.68	6.27	5.34	5.90	5.95	5.45	6.15	5.85	5.67	5.67	5.70	5.76
%ile	34.4	39.0	47.5	36.5	47.1	33.7	41.4	44.9	33.1	43.5	39.0	33.5	35.4	34.5	36.8
Avondale Southwest															
GDPL	6.74	6.94	6.93	6.71	7.06	6.79	6.88	7.46	6.96	7.07	7.16	6.52	6.44	6.50	6.85
%ile	56.1	58.1	58.3	52.9	59.2	55.4	58.6	68.8	59.8	60.2	65.5	51.3	51.4	52.8	60.0
Avondale West															
GDPL	7.22	7.27	7.27	6.98	7.33	7.40	7.25	7.29	6.83	7.31	7.14	7.07	6.91	7.01	7.18
%ile	65.1	64.7	62.6	56.9	63.3	64.5	64.1	66.1	58.0	63.8	64.6	62.1	61.6	64.0	66.3
Belvoir															
GDPL	4.76	5.03	5.20	4.77	4.87	4.63	4.88	5.20	4.64	5.07	4.97	4.77	5.04	4.93	4.92
%ile	23.9	22.9	30.5	22.6	27.2	24.2	23.2	28.4	19.9	23.6	20.6	16.3	23.9	18.9	19.7
Bishop															
GDPL	7.13	6.94	6.81	6.98	6.94	6.89	6.92	7.20	6.83	6.86	6.97	6.65	6.51	6.61	6.92
%ile	63.4	59.1	55.5	57.3	58.0	57.4	59.3	64.2	56.9	56.3	61.5	53.5	53.4	54.9	61.3
Central Park															
GDPL	5.85	6.53	6.32	5.98	5.78	6.15	6.07	6.52	5.89	6.45	6.29	6.27	6.19	6.26	6.20
%ile	41.1	50.7	48.2	41.1	40.2	46.1	44.4	52.2	40.9	48.9	47.8	45.4	44.8	46.5	45.8
Clay															
GDPL	6.16	6.10	6.63	6.09	6.73	6.15	6.42	6.10	6.08	6.36	6.17	6.19	6.02	6.13	6.20
%ile	47.7	45.4	53.5	43.3	53.9	45.7	50.4	44.6	44.2	47.4	45.5	43.5	42.8	44.5	46.8
Crestview															
GDPL	6.72	6.83	7.03	6.49	6.87	6.43	6.72	6.54	6.36	6.56	6.49	6.44	6.39	6.44	6.64
%ile	56.0	55.8	58.8	49.2	56.1	50.1	55.2	52.6	49.6	51.0	52.3	49.8	50.1	51.6	55.3
Gage															
GDPL	7.48	7.56	7.55	7.83	7.82	7.83	7.76	7.93	7.90	7.71	7.84	7.49	7.45	7.49	7.62
%ile	68.6	69.7	67.0	70.5	70.2	70.8	72.6	74.8	74.4	71.1	77.0	68.1	71.0	71.9	74.1
Grant															
GDPL	5.01	5.29	4.87	4.54	4.81	4.46	4.68	5.10	2.02	5.39	4.16	5.00	5.30	5.17	4.87
%ile	26.6	26.5	25.7	19.3	25.5	21.3	19.2	26.6	01.2	28.8	08.0	21.0	30.0	24.3	17.2

IOWA TESTS OF BASIC SKILLS

GRADE 6

ADMINISTERED 1-8-73

EXPECTED GRADE PLACEMENT 6.40

SCHOOL	Vocab.	Comp.	Spell.	Capit.	Punct.	Usage	Test I Lang.	Map	Graphs	Knowl. Ref.	Total Test W.	Math Conc.	Math Prob.	Total Test M.	Composite V, R, W, M.
Highland Park Central GDPL Xile	6.30 48.2	6.17 43.8	6.16 46.3	5.96 40.7	6.24 47.1	5.85 40.9	6.06 43.8	6.25 46.5	5.95 41.5	6.20 43.9	6.13 44.5	5.77 34.6	5.97 40.3	5.89 38.3	6.11 44.1
Highland Park North GDPL Xile	5.90 41.7	6.05 42.2	6.31 47.6	5.77 38.1	6.38 49.3	5.66 38.7	6.04 44.2	6.06 44.2	5.88 41.1	6.07 41.8	6.01 42.6	5.86 37.2	5.74 37.8	5.83 38.0	5.97 41.8
Highland Park South GDPL Xile	6.37 50.1	6.38 48.5	6.61 52.5	6.47 49.1	6.30 47.7	6.01 43.9	6.36 49.6	6.67 54.7	6.45 51.3	6.39 48.2	6.51 52.6	6.56 51.7	6.23 46.7	6.42 51.0	6.41 50.9
Hudson GDPL Xile	5.43 34.5	5.85 40.3	5.89 41.9	5.60 37.5	5.64 39.5	5.06 31.3	5.56 36.7	5.79 40.1	5.42 34.3	5.75 39.1	5.66 37.2	5.65 34.7	5.72 38.4	5.71 36.9	5.64 35.7
Lafayette GDPL Xile	5.28 31.1	5.62 34.0	5.71 39.7	5.55 35.4	5.67 38.9	4.85 26.4	5.45 33.7	5.98 41.5	5.43 33.1	5.69 34.0	5.70 35.1	5.18 24.3	5.78 39.7	5.51 31.8	5.51 31.2
Linn GDPL Xile	6.64 54.3	6.56 52.0	6.64 52.7	6.57 50.8	7.08 59.4	6.56 52.1	6.73 56.1	6.42 50.6	6.33 48.7	6.68 53.3	6.48 52.5	6.27 46.0	6.23 46.7	6.27 47.7	6.54 53.9
Lowman Hill GDPL Xile	5.70 38.6	6.00 40.6	6.00 43.2	5.54 35.1	6.22 46.3	5.45 36.1	5.81 39.5	5.97 41.7	5.55 35.4	5.83 38.5	5.78 37.4	5.83 38.5	5.57 34.7	5.72 37.0	5.80 37.8
Lundgren GDPL Xile	5.96 42.7	6.16 43.2	6.58 52.7	5.75 38.4	6.22 46.0	5.38 34.6	6.00 42.9	6.11 44.8	5.48 33.8	6.29 45.5	5.96 41.5	5.86 36.7	5.98 41.7	5.95 40.5	6.01 41.8
McCarter GDPL Xile	7.37 67.5	7.40 67.4	7.23 61.9	7.14 59.5	7.45 65.2	7.31 63.1	7.29 65.3	7.33 66.8	7.31 65.5	7.49 67.5	7.37 69.5	7.48 70.3	7.00 62.8	7.26 68.6	7.33 69.4
McClure GDPL Xile	6.92 59.3	7.13 62.0	7.22 62.1	8.09 73.4	8.20 75.4	7.32 63.5	7.72 71.4	7.38 66.5	7.03 61.0	6.98 59.5	7.13 64.3	7.24 64.5	6.94 61.2	7.11 64.7	7.20 66.3

IOWA TESTS OF BASIC SKILLS

GRADE 6

ADMINISTERED 1-8-73

EXPECTED GRADE PLACEMENT 6.40

SCHOOL	Vocab.	Comp.	Spell.	Capit.	Punct.	Usage	Test L Lang.	Map	Graphs	Knowl. Ref.	Total Test W.	Math Conc.	Math Prob.	Total Test M.	Composite V, R, W, M.
McEachron															
GDPL	6.75	7.03	7.11	7.21	7.24	6.96	7.14	6.91	6.88	7.11	6.97	6.78	6.58	6.71	6.92
%ile	56.8	61.3	60.5	60.4	61.3	58.2	62.8	59.7	58.9	61.6	62.7	56.8	54.7	57.6	61.8
Monroe															
GDPL	4.63	4.98	5.56	4.97	5.42	5.01	5.25	4.78	4.57	5.00	4.78	5.28	4.92	5.13	4.96
%ile	20.3	22.9	36.5	25.3	36.0	29.1	30.1	21.5	18.5	22.8	18.0	26.8	22.7	23.1	20.5
Parkdale															
GDPL	4.15	4.61	4.52	4.66	4.79	4.78	4.58	4.74	4.20	5.12	4.69	4.69	4.72	4.73	4.55
%ile	14.0	16.1	21.8	21.2	25.2	18.6	17.9	20.9	12.8	24.6	14.7	14.4	16.7	12.5	11.5
Polk															
GDPL	6.20	6.42	6.54	5.88	6.13	5.96	6.13	6.23	5.78	6.05	6.03	6.00	6.02	6.03	6.17
%ile	46.8	48.0	51.8	38.4	45.8	43.2	44.7	47.3	39.0	40.5	41.8	40.0	45.0	43.1	44.7
Potwin															
GDPL	7.06	7.30	7.17	7.47	7.88	7.13	7.42	7.54	7.33	7.54	7.47	7.19	7.08	7.17	7.28
%ile	62.1	64.5	61.4	64.8	71.2	60.3	67.8	69.9	65.8	68.2	70.5	64.9	65.0	67.1	68.7
Quincy															
GDPL	4.84	5.03	4.86	4.68	4.96	4.36	4.73	5.22	4.91	5.32	5.15	4.95	5.07	5.04	4.96
%ile	24.0	24.4	26.6	21.8	28.0	20.0	21.1	28.8	24.3	29.8	26.1	19.4	23.8	20.8	20.8
Quinton Heights															
GDPL	6.17	6.18	6.37	5.69	6.56	5.80	6.12	6.18	5.91	6.10	6.07	6.28	6.00	6.17	6.13
%ile	46.6	43.8	49.7	36.3	51.3	40.2	44.9	43.8	40.7	41.9	42.8	45.4	42.4	44.4	44.6
Randolph															
GDPL	7.21	7.30	7.01	7.03	7.78	7.40	7.32	7.39	7.20	7.37	7.32	7.30	6.63	6.99	7.23
%ile	64.9	66.2	59.1	57.6	70.3	64.6	65.9	67.9	64.9	65.8	69.7	66.7	56.2	64.0	68.0
Rice															
GDPL	4.97	5.30	4.96	5.08	5.91	4.94	5.23	5.90	5.29	5.67	5.62	5.45	5.28	5.39	5.31
%ile	27.6	28.4	29.0	26.8	42.3	27.8	29.4	41.5	30.4	35.8	34.3	29.7	29.0	30.1	26.5
Sheldon															
GDPL	6.71	6.70	7.03	6.10	6.43	7.00	6.65	6.65	6.20	6.49	6.44	6.18	6.16	6.19	6.53
%ile	56.2	53.9	59.1	43.2	50.0	58.7	54.6	54.1	45.7	48.6	50.5	43.0	44.6	45.0	52.8

IOWA TESTS OF BASIC SKILLS

GRADE 6

ADMINISTERED 1-8-73

EXPECTED GRADE PLACEMENT 6.40

SCHOOL	Vocab.	Comp.	Spell.	Capit.	Punct.	Usage	Test I Lang.	Map	Graphs	Knowl. Ref.	Total Test W.	Math Conc.	Math Prob.	Total Test M.	Composite V, R, W, H.
State Street GDPL %ile	5.58 35.9	6.02 42.1	6.47 50.8	6.02 42.2	6.39 49.4	5.90 42.2	6.20 47.0	6.20 45.7	5.82 40.3	6.32 47.1	6.12 45.1	5.84 37.0	6.02 43.2	5.95 41.0	5.97 41.7
Stout GDPL %ile	7.70 73.9	7.55 69.5	7.32 64.0	7.46 64.8	7.35 63.8	7.69 69.0	7.46 68.8	7.31 67.4	7.31 65.7	7.65 70.7	7.42 70.7	7.08 62.9	6.95 62.5	7.05 65.7	7.43 72.2
Sumner GDPL %ile	5.81 40.4	6.11 41.8	6.30 48.1	6.27 44.6	6.67 52.9	5.39 34.9	6.17 45.1	5.86 38.5	5.70 35.6	6.16 43.0	5.91 39.4	5.88 36.9	5.93 40.0	5.93 38.9	5.98 40.0
Whitson GDPL %ile	7.28 65.2	7.23 63.7	7.38 64.5	7.19 60.1	7.44 64.7	7.37 64.6	7.36 66.6	7.24 65.4	6.88 58.9	7.31 64.6	7.14 65.7	6.63 52.9	6.39 51.2	6.54 53.7	7.11 65.1
Topeka Public Schools GDPL %ile	6.34 49.7	6.49 50.3	6.55 51.9	6.37 47.5	6.66 53.2	6.29 48.1	6.48 51.2	6.56 52.6	6.21 47.1	6.54 50.6	6.44 50.9	6.30 46.4	6.20 46.8	6.28 47.7	6.40 50.3

IOWA TESTS OF BASIC SKILLS

GRADE 3

ADMINISTERED 3-11-74

EXPECTED GRADE PLACEMENT 3.60

SCHOOL	Vocab.	Comp.	Spell.	Capit.	Punct.	Usage	Test L Lang.	Map	Graphs	Knowl. Ref.	Total Test W.	Math Conc.	Math Prob.	Total Test M.	Composite V, R, W, M.
Avondale East															
GDPL	3.60	3.50	3.90	3.50	3.40	3.40	3.60	3.50	3.60	3.50	3.50	3.30	3.60	3.50	3.50
Zile	47.0	44.0	55.0	44.0	41.0	42.0	48.0	42.0	46.0	43.0	45.0	34.0	46.0	44.0	46.0
Avondale Southwest															
GDPL	4.00	4.00	4.50	4.30	4.20	4.20	4.30	4.10	3.80	3.90	3.90	4.00	3.80	3.90	4.00
Zile	59.0	57.0	68.0	64.0	62.0	60.0	66.0	64.0	52.0	57.0	60.0	59.0	53.0	59.0	62.0
Avondale West															
GDPL	4.10	4.40	4.50	4.30	4.60	4.50	4.50	3.90	3.80	4.00	3.90	4.10	3.90	4.00	4.20
Zile	62.0	68.0	68.0	64.0	71.0	66.0	71.0	56.0	52.0	61.0	60.0	63.0	57.0	63.0	68.0
Belvoir															
GDPL	3.00	3.20	3.70	3.10	3.10	3.20	3.30	3.30	2.90	3.20	3.10	2.90	3.10	3.00	3.10
Zile	30.0	35.0	49.0	33.0	32.0	38.0	38.0	36.0	26.0	32.0	29.0	19.0	30.0	24.0	30.0
Bishop															
GDPL	4.30	4.50	5.00	5.10	5.10	4.60	5.00	4.70	4.60	4.60	4.60	4.30	4.00	4.20	4.50
Zile	69.0	71.0	78.0	81.0	80.0	68.0	81.0	81.0	76.0	81.0	81.0	69.0	62.0	70.0	76.0
Central Park															
GDPL	3.70	3.90	3.90	3.70	3.60	4.00	3.80	3.70	3.40	3.50	3.50	3.50	3.40	3.50	3.70
Zile	49.0	55.0	55.0	50.0	47.0	56.0	54.0	49.0	40.0	43.0	45.0	42.0	39.0	44.0	52.0
Clay															
GDPL	3.20	4.00	4.30	4.10	4.20	3.70	4.10	3.30	3.40	3.60	3.40	3.80	3.70	3.80	3.70
Zile	35.0	57.0	64.0	59.0	62.0	49.0	62.0	36.0	40.0	46.0	41.0	52.0	49.0	56.0	52.0
Crestview															
GDPL	3.80	4.20	4.30	3.90	4.20	4.20	4.20	4.10	4.00	3.80	4.00	4.00	3.80	3.90	4.00
Zile	52.0	63.0	64.0	55.0	62.0	60.0	64.0	64.0	58.0	53.0	64.0	59.0	53.0	59.0	62.0
Gage															
GDPL	4.20	4.50	4.70	4.60	5.00	4.80	4.80	4.30	4.30	4.20	4.30	4.30	4.00	4.20	4.40
Zile	65.0	71.0	72.0	71.0	78.0	72.0	77.0	70.0	68.0	69.0	73.0	69.0	62.0	70.0	73.0
Grant															
GDPL	3.20	3.20	3.40	3.10	3.10	2.90	3.10	3.10	2.90	3.20	3.10	3.10	3.10	3.10	3.10
Zile	35.0	35.0	41.0	33.0	32.0	31.0	32.0	29.0	26.0	32.0	29.0	27.0	30.0	28.0	30.0

IOWA TESTS OF BASIC SKILLS

GRADE 3

ADMINISTERED 3-11-74

EXPECTED GRADE PLACEMENT 3.60

SCHOOL	Vocab.	Comp.	Spell.	Capit.	Punct.	Usage	Test L Lang.	Map	Graphs	Knowl. Ref.	Total Test W.	Math Conc.	Math Prob.	Total Test M.	Composite V, R, W, M.
Highland Park Central															
GDPL	3.60	3.70	4.10	3.90	4.00	3.90	4.00	3.50	3.60	3.60	3.60	3.60	3.40	3.50	3.70
Zile	47.0	49.0	59.0	55.0	57.0	54.0	59.0	42.0	46.0	46.0	49.0	46.0	39.0	44.0	52.0
Highland Park North															
GDPL	3.30	3.70	3.90	3.70	3.80	3.50	3.70	3.70	3.40	3.40	3.50	3.50	3.60	3.60	3.60
Zile	38.0	49.0	55.0	50.0	52.0	45.0	51.0	49.0	40.0	39.0	45.0	42.0	46.0	48.0	49.0
Highland Park South															
GDPL	3.80	4.00	4.30	4.30	4.20	4.30	4.30	3.90	3.60	3.60	3.70	3.80	3.70	3.80	3.90
Zile	52.0	57.0	64.0	64.0	62.0	62.0	66.0	56.0	46.0	46.0	53.0	52.0	49.0	56.0	58.0
Hudson															
GDPL	3.60	3.80	3.60	3.50	3.60	3.70	3.60	3.70	3.60	3.50	3.60	3.50	3.60	3.60	3.60
Zile	47.0	52.0	47.0	44.0	47.0	49.0	48.0	49.0	46.0	43.0	49.0	42.0	46.0	48.0	49.0
Lafayette															
GDPL	2.90	3.10	3.20	2.90	3.40	2.90	3.10	3.10	2.90	2.90	3.00	2.90	3.10	3.00	3.00
Zile	28.0	32.0	35.0	27.0	41.0	31.0	32.0	29.0	26.0	23.0	25.0	19.0	30.0	24.0	26.0
Linn															
GDPL	4.00	4.00	4.30	4.30	4.60	4.30	4.40	4.10	4.00	4.00	4.00	4.00	3.90	4.00	4.10
Zile	59.0	57.0	64.0	64.0	71.0	62.0	68.0	64.0	58.0	61.0	64.0	59.0	57.0	63.0	65.0
Lowman Hill															
GDPL	3.50	3.90	3.70	3.70	4.00	3.50	3.70	3.70	3.60	3.70	3.70	3.30	3.40	3.40	3.60
Zile	44.0	55.0	49.0	50.0	57.0	45.0	51.0	49.0	46.0	49.0	53.0	34.0	39.0	40.0	49.0
Lundgren															
GDPL	3.60	3.80	4.10	3.70	3.80	3.90	3.90	3.90	3.60	3.40	3.60	3.60	3.70	3.70	3.70
Zile	47.0	52.0	59.0	50.0	52.0	54.0	56.0	56.0	46.0	39.0	49.0	46.0	49.0	52.0	52.0
McCarter															
GDPL	4.10	4.30	4.70	4.30	4.80	4.50	4.60	4.50	4.30	3.90	4.20	4.10	3.90	4.00	4.20
Zile	62.0	66.0	72.0	64.0	75.0	66.0	73.0	76.0	68.0	57.0	70.0	63.0	57.0	63.0	68.0
McClure															
GDPL	4.30	4.60	4.80	4.80	5.00	4.90	4.90	4.70	4.60	4.50	4.60	4.30	4.20	4.30	4.50
Zile	69.0	74.0	74.0	75.0	78.0	74.0	80.0	81.0	76.0	79.0	81.0	69.0	70.0	74.0	76.0

IOWA TESTS OF BASIC SKILLS

GRADE 3

ADMINISTERED 3-11-74

EXPECTED GRADE PLACEMENT 3.60

SCHOOL	Vocab.	Comp.	Spell.	Capit.	Punct.	Usage	Test L Lang.	Map	Graphs	Knowl. Ref.	Total Test W.	Math Conc.	Math Prob.	Total Test M.	Composite V, R, W, M.
McEachron GDPL Zile	4.20 65.0	4.70 76.0	5.00 78.0	5.00 79.0	5.40 84.0	4.90 74.0	5.10 83.0	4.50 76.0	4.60 76.0	4.50 79.0	4.50 78.0	4.40 73.0	4.20 70.0	4.30 74.0	4.60 79.0
Monroe GDPL Zile	3.20 35.0	3.70 49.0	4.10 59.0	4.10 59.0	3.80 52.0	4.00 56.0	4.00 59.0	4.10 64.0	3.60 46.0	3.90 57.0	3.90 60.0	3.30 34.0	3.80 53.0	3.60 48.0	3.70 52.0
Parkdale GDPL Zile	2.30 13.0	2.10 07.0	2.50 16.0	2.10 07.0	2.60 18.0	1.80 06.0	2.30 06.0	2.30 10.0	2.00 06.0	2.20 06.0	2.20 03.0	2.50 08.0	2.10 07.0	2.30 04.0	2.20 02.0
Polk GDPL Zile	4.00 59.0	4.00 57.0	4.30 64.0	4.30 64.0	4.20 62.0	4.20 60.0	4.30 66.0	3.90 56.0	3.80 52.0	3.60 46.0	3.80 57.0	3.60 46.0	3.40 39.0	3.50 44.0	3.90 58.0
Potwin GDPL Zile	4.00 59.0	3.90 55.0	4.70 72.0	4.10 59.0	4.00 57.0	4.30 62.0	4.30 66.0	3.90 56.0	3.80 52.0	3.70 49.0	3.80 57.0	3.60 46.0	3.60 46.0	3.60 48.0	3.90 58.0
Quincy GDPL Zile	3.20 35.0	3.20 35.0	3.20 35.0	3.10 33.0	3.60 47.0	3.20 38.0	3.30 38.0	3.30 36.0	2.90 26.0	3.10 29.0	3.10 29.0	3.10 27.0	3.10 30.0	3.10 28.0	3.20 34.0
Quinton Heights GDPL Zile	3.80 52.0	3.90 55.0	4.30 64.0	3.90 55.0	4.40 67.0	4.50 66.0	4.30 66.0	3.90 56.0	3.60 46.0	3.60 46.0	3.70 53.0	3.50 42.0	3.60 46.0	3.60 48.0	3.90 58.0
Randolph GDPL Zile	4.10 62.0	4.50 71.0	4.50 68.0	4.60 71.0	4.60 71.0	4.60 68.0	4.60 73.0	4.30 70.0	4.00 58.0	4.00 61.0	4.10 67.0	4.30 69.0	4.00 62.0	4.20 70.0	4.30 71.0
Rice GDPL Zile	2.70 22.0	2.80 23.0	3.20 35.0	3.10 33.0	2.90 26.0	2.70 26.0	3.00 28.0	3.10 29.0	2.30 13.0	2.90 23.0	2.80 18.0	2.90 19.0	2.90 24.0	2.90 20.0	2.80 17.0
Sheldon GDPL Zile	4.20 65.0	4.40 68.0	4.70 72.0	4.10 59.0	4.40 67.0	4.80 72.0	4.50 71.0	4.30 70.0	4.30 68.0	4.00 61.0	4.20 70.0	4.10 63.0	3.90 57.0	4.00 63.0	4.30 71.0

IOWA TESTS OF BASIC SKILLS

GRADE 3

ADMINISTERED 3-11-74

EXPECTED GRADE PLACEMENT 3.60

SCHOOL	Vocab.	Comp.	Spell.	Capit.	Punct.	Usage	Test L Lang.	Map	Graphs	Knowl. Ref.	Total Test W.	Math Conc.	Math Prob.	Total Test M.	Composite V, R, W, M.
State Street															
GDPL	3.50	3.60	3.90	3.60	3.60	3.50	3.70	3.50	3.40	3.50	3.50	3.30	3.40	3.40	3.50
Xile	44.0	47.0	55.0	47.0	47.0	45.0	51.0	42.0	40.0	43.0	45.0	34.0	39.0	40.0	46.0
Stout															
GDPL	4.10	4.30	4.70	4.50	4.60	4.60	4.60	4.10	4.00	4.20	4.10	4.10	3.80	4.00	4.20
Xile	62.0	66.0	72.0	68.0	71.0	68.0	73.0	64.0	58.0	69.0	67.0	63.0	53.0	63.0	68.0
Sumner															
GDPL	3.50	3.60	3.70	3.30	3.40	3.70	3.50	3.30	3.40	3.50	3.40	3.50	3.60	3.60	3.50
Xile	44.0	47.0	49.0	39.0	41.0	49.0	44.0	36.0	40.0	43.0	41.0	42.0	46.0	48.0	46.0
Whitson															
GDPL	4.90	4.90	5.30	4.80	5.30	4.90	5.10	4.90	4.60	4.60	4.70	4.60	4.50	4.60	4.80
Xile	84.0	81.0	83.0	75.0	83.0	74.0	83.0	84.0	76.0	81.0	83.0	79.0	82.0	83.0	83.0
Topeka Public Schools															
GDPL	3.76	3.94	4.07	4.00	4.16	4.03	4.12	3.89	3.73	3.74	3.79	3.73	3.66	3.72	3.86
Xile	51.9	55.8	60.8	56.0	59.3	55.9	60.3	55.7	50.5	51.8	55.0	49.3	49.3	52.2	56.1

IOWA TESTS OF BASIC SKILLS

GRADE 4

ADMINISTERED 2-18-74

EXPECTED GRADE PLACEMENT 4.50

SCHOOL	Vocab.	Comp.	Spell.	Capit.	Punct.	Usage	Test L Lang.	Map	Graphs	Knowl. Ref.	Total Test W.	Math Conc.	Math Prob.	Total Test M.	Composite V, R, W, M.
Avondale East															
GDPL	4.19	4.44	4.19	4.33	4.73	4.44	4.43	4.57	4.31	4.28	4.39	4.33	4.38	4.38	4.36
Zile	44.2	50.1	43.1	45.8	53.1	49.5	48.2	51.2	45.7	46.3	48.7	43.3	48.4	47.8	48.1
Avondale Southwest															
GDPL	4.45	4.61	4.71	4.83	4.73	4.80	4.78	5.04	4.90	4.80	4.92	4.75	4.59	4.69	4.69
Zile	52.1	53.9	52.3	56.1	53.1	56.5	56.5	62.4	59.8	58.5	63.6	56.1	56.4	58.1	57.1
Avondale West															
GDPL	5.43	5.55	5.41	5.74	5.80	5.77	5.70	5.75	5.50	5.62	5.63	5.48	5.17	5.35	5.53
Zile	71.7	73.9	66.7	74.1	74.2	74.6	76.8	78.5	71.6	77.6	79.7	75.2	72.1	76.5	78.3
Belvoir															
GDPL	3.28	3.46	3.92	3.77	3.85	3.31	3.72	3.63	3.57	3.84	3.68	3.79	3.67	3.75	3.58
Zile	25.6	28.5	37.1	34.2	34.4	28.0	32.0	29.4	28.5	34.8	29.7	30.4	31.3	30.7	26.8
Bishop															
GDPL	5.02	5.14	5.18	5.20	5.58	5.41	5.36	5.56	5.35	5.30	5.40	4.86	4.65	4.78	5.14
Zile	63.7	64.7	62.4	63.2	70.3	67.0	69.2	74.5	68.2	71.3	75.0	60.6	58.8	62.6	69.4
Central Park															
GDPL	4.75	4.81	4.75	4.49	4.25	4.35	4.48	4.78	4.83	4.59	4.73	4.87	4.61	4.76	4.71
Zile	56.9	57.5	53.5	48.7	43.2	47.5	49.5	57.4	56.6	51.7	57.0	58.8	56.8	59.5	56.6
Clay															
GDPL	3.84	4.12	4.61	4.14	4.34	3.92	4.26	4.19	3.92	4.15	4.09	4.16	4.02	4.11	4.08
Zile	37.8	42.7	51.1	41.3	45.2	40.0	44.6	44.9	38.4	42.1	41.8	41.0	41.8	42.6	41.3
Crestview															
GDPL	5.17	5.33	5.26	4.81	5.07	5.32	5.13	5.18	5.11	5.10	5.13	5.07	4.88	5.00	5.15
Zile	66.9	69.7	64.2	56.1	60.4	65.4	64.9	64.8	63.5	68.1	68.2	64.8	64.3	67.2	69.7
Gage															
GDPL	5.37	5.35	5.34	5.17	5.52	5.34	5.35	5.34	5.12	5.20	5.22	5.11	4.75	4.95	5.24
Zile	72.5	68.4	65.1	61.3	67.5	65.9	68.3	69.3	63.1	67.7	69.6	66.1	58.2	64.2	70.6
Grant															
GDPL	3.31	3.24	3.72	3.52	3.33	3.28	3.47	3.67	3.33	3.45	3.49	3.74	3.51	3.65	3.42
Zile	26.0	23.0	32.6	28.1	23.9	28.0	26.3	29.4	26.0	23.2	23.6	28.4	27.1	27.8	21.4

IOWA TESTS OF BASIC SKILLS

GRADE 4

ADMINISTERED 2-18-74

EXPECTED GRADE PLACEMENT 4.50

SCHOOL	Vocab.	Comp.	Spell.	Capit.	Punct.	Usage	Test I Lang.	Map	Graphs	Knowl. Ref.	Total Test W.	Math Conc.	Math Prob.	Total Test M.	Composite V, R, W, M.
Highland Park Central															
GDPL	4.01	3.95	4.09	4.00	4.35	3.88	4.10	4.06	3.89	4.00	3.99	3.90	4.06	4.00	4.01
%ile	41.5	38.6	41.3	38.9	45.0	38.8	40.2	40.6	36.4	38.2	37.3	33.0	41.4	38.7	38.4
Highland Park North															
GDPL	4.11	4.24	4.32	4.29	4.30	4.14	4.27	4.03	3.84	4.19	4.01	4.08	4.09	4.12	4.16
%ile	43.0	45.4	46.1	44.8	44.3	43.7	45.1	39.0	36.1	43.5	38.7	38.1	42.1	41.6	43.1
Highland Park South															
GDPL	4.54	4.78	4.96	4.82	4.77	4.52	4.78	5.03	4.65	4.79	4.82	4.85	4.60	4.75	4.73
%ile	51.7	57.1	57.9	55.2	54.2	50.5	56.7	62.7	53.7	59.9	61.7	59.2	56.2	60.2	58.5
Hudson															
GDPL	4.55	4.67	4.82	4.61	4.53	4.67	4.68	4.82	4.62	4.72	4.72	4.78	4.60	4.73	4.66
%ile	54.1	54.9	55.4	51.1	49.6	53.8	55.0	57.7	53.8	56.7	59.2	57.4	56.7	59.6	57.0
Lafayette															
GDPL	3.36	3.21	3.54	3.08	3.33	3.02	3.26	3.57	3.46	3.43	3.49	3.62	3.38	3.52	3.37
%ile	26.3	22.5	29.0	19.2	24.6	22.5	19.8	27.9	27.3	25.4	23.5	25.5	24.4	24.0	19.9
Linn															
GDPL	4.99	4.94	4.99	4.82	4.94	4.84	4.91	5.20	5.09	4.95	5.08	5.03	4.96	5.02	4.99
%ile	62.5	59.4	58.4	54.6	56.6	56.6	59.0	66.2	62.5	63.5	66.8	62.2	64.4	65.9	64.2
Lowman Hill															
GDPL	4.15	4.09	4.02	4.17	4.23	3.96	4.11	4.03	4.08	4.03	4.05	4.10	4.14	4.15	4.10
%ile	44.8	42.5	39.3	42.3	43.2	40.2	41.6	40.1	40.6	38.9	40.9	38.4	44.4	43.4	41.8
Lundgren															
GDPL	4.13	4.42	4.33	4.73	5.02	4.35	4.63	4.73	4.68	4.74	4.71	4.17	4.27	4.24	4.42
%ile	43.6	49.0	46.2	54.3	59.7	47.8	54.3	55.5	54.7	58.7	58.7	40.4	48.4	45.7	50.4
McCarter															
GDPL	4.70	4.76	4.89	4.49	4.75	4.65	4.71	4.80	4.68	4.82	4.77	4.88	4.61	4.77	4.74
%ile	56.0	56.8	56.8	49.1	53.7	53.3	54.7	57.7	54.0	59.3	58.8	58.7	56.5	59.4	58.1
McClure															
GDPL	5.17	5.25	5.06	4.98	5.45	5.45	5.25	5.47	5.24	5.27	5.33	5.08	4.61	4.87	5.17
%ile	66.4	66.0	60.0	58.7	67.3	67.2	66.1	71.7	64.8	69.4	72.0	63.3	57.0	62.4	68.7

IOWA TESTS OF BASIC SKILLS

GRADE 4

ADMINISTERED 2-18-74

EXPECTED GRADE PLACEMENT 4.50

SCHOOL	Vocab.	Comp.	Spell.	Capit.	Punct.	Usage	Test L Lang.	Map	Graphs	Knowl. Ref.	Total Test W.	Math Conc.	Math Prob.	Total Test M.	Composite V, R, W, M.
McEachron GDPL %ile	5.01 63.5	5.07 64.0	5.16 61.9	5.09 60.9	5.36 65.6	5.00 59.7	5.16 65.1	5.00 60.2	5.05 62.0	4.85 60.6	4.97 63.3	4.78 57.8	4.26 50.0	4.54 54.8	4.95 64.2
Monroe GDPL %ile	3.29 26.6	3.39 28.0	3.77 36.5	3.73 35.0	3.49 30.5	3.25 29.1	3.57 31.5	3.45 27.5	3.23 24.3	3.54 29.5	3.41 25.1	3.49 25.7	3.48 29.4	3.50 25.8	3.43 25.2
Parkdale GDPL %ile	3.36 26.9	3.31 25.0	3.56 30.7	3.37 25.6	3.65 31.4	2.82 18.3	3.35 22.4	3.67 29.9	3.40 24.7	3.27 22.4	3.44 22.7	3.49 23.7	3.40 24.3	3.47 22.3	3.39 21.0
Polk GDPL %ile	3.93 39.7	4.10 43.4	3.98 38.7	3.94 37.5	3.88 35.3	3.95 40.2	3.96 36.7	3.91 38.2	4.00 38.7	4.01 40.5	3.97 39.3	4.15 39.9	4.07 41.6	4.13 41.9	4.02 40.0
Potwin GDPL %ile	5.02 63.2	5.16 64.3	5.12 60.7	4.52 48.8	5.22 63.2	4.81 55.8	4.94 60.1	4.94 59.6	4.98 61.3	4.78 57.7	4.90 62.4	4.77 58.2	4.40 49.1	4.62 56.2	4.93 62.9
Quincy GDPL %ile	3.67 35.0	4.29 47.4	4.10 40.8	3.97 38.2	4.24 43.4	3.88 38.7	4.06 40.0	4.65 53.7	4.48 49.7	4.26 45.3	4.45 51.0	4.26 43.2	4.27 47.0	4.28 46.3	4.15 43.1
Quinton Heights GDPL %ile	4.58 55.6	4.71 56.1	4.69 53.1	4.62 53.0	5.04 58.7	4.94 58.5	4.84 57.7	4.74 58.4	4.60 53.6	4.94 59.8	4.77 60.2	4.89 59.1	4.63 58.4	4.78 60.3	4.73 59.3
Randolph GDPL %ile	5.35 71.1	5.90 79.0	5.89 75.7	5.68 72.0	6.18 81.1	5.81 74.4	5.90 80.0	5.94 81.9	5.70 75.3	5.68 79.5	5.77 83.2	5.61 77.2	5.44 76.6	5.55 80.2	5.70 81.5
Rice GDPL %ile	4.15 44.9	3.96 38.2	4.12 41.8	3.96 37.5	3.80 33.5	3.46 30.6	3.84 34.6	3.99 38.0	3.93 37.3	3.86 35.2	3.92 35.8	3.90 33.4	3.97 37.3	3.95 35.8	3.95 37.0
Sheldon GDPL %ile	5.03 65.4	4.97 61.1	5.11 61.0	4.79 54.5	5.34 66.2	5.40 67.6	5.17 65.3	5.31 68.0	5.24 66.1	5.22 67.0	5.25 70.6	5.09 65.5	4.80 63.3	4.97 67.6	5.08 67.3

IOWA TESTS OF BASIC SKILLS

GRADE 4

ADMINISTERED 2-18-74

EXPECTED GRADE PLACEMENT 4.50

SCHOOL	Vocab.	Comp.	Spell.	Capit.	Punct.	Usage	Test L Lang.	Map	Graphs	Knowl. Ref.	Total Test W.	Math Conc.	Math Prob.	Total Test M.	Composite V. R. W. M.
State Street															
GDPL	3.97	4.21	4.52	4.45	5.32	4.23	4.64	4.55	4.62	4.48	4.55	4.28	4.28	4.30	4.33
%ile	40.3	45.4	50.2	48.6	65.8	46.0	54.6	52.2	54.2	52.5	56.4	44.7	49.3	49.4	49.9
Stout															
GDPL	5.32	5.38	5.38	5.41	5.46	5.69	5.50	5.19	5.15	5.27	5.19	5.26	4.78	5.04	5.29
%ile	70.5	68.6	66.0	66.5	67.8	71.7	71.7	66.6	63.7	68.2	68.2	70.3	60.8	68.8	71.8
Sumner															
GDPL	3.71	3.65	4.05	3.79	4.12	3.72	3.94	4.01	4.24	4.03	4.09	3.88	3.88	3.91	3.86
%ile	33.9	33.2	39.9	34.4	40.4	35.3	36.6	38.4	44.2	39.1	40.2	32.6	38.4	35.9	33.4
Whitson															
GDPL	4.99	5.26	5.12	4.79	4.99	5.11	5.01	5.20	5.35	4.93	5.15	4.98	4.82	4.92	5.07
%ile	62.2	67.0	61.7	54.8	58.9	61.4	62.1	64.7	67.3	62.1	68.2	60.7	59.9	62.8	66.2
Topeka Public Schools															
GDPL	4.50	4.62	4.70	4.58	4.80	4.58	4.67	4.75	4.63	4.64	4.68	4.59	4.42	4.53	4.60
%ile	52.1	53.5	52.8	50.4	54.4	51.7	53.8	55.9	52.9	54.7	56.2	51.8	51.7	53.5	54.4

IOWA TESTS OF BASIC SKILLS

GRADE 5

ADMINISTERED 1-28-74

EXPECTED GRADE PLACEMENT 5.50

SCHOOL	Vocab.	Comp.	Spell.	Capit.	Punct.	Usage	Test L Lang.	Map	Graphs	Knowl. Ref.	Total Test W.	Math Conc.	Math Prob.	Total Test M.	Composite V, R, W, M.
Avondale East GDPL Zile	5.20 44.0	5.20 43.0	5.60 53.0	5.20 44.0	5.20 44.0	5.10 43.0	5.30 49.0	5.60 55.0	5.10 41.0	5.50 51.0	5.40 52.0	5.30 46.0	5.40 49.0	5.40 52.0	5.30 49.0
Avondale Southwest GDPL Zile	5.70 57.0	5.80 59.0	5.80 58.0	5.90 59.0	5.90 59.0	6.00 60.0	5.90 61.0	5.90 64.0	5.90 61.0	5.80 59.0	5.90 67.0	5.70 57.0	5.60 55.0	5.70 61.0	5.80 62.0
Avondale West GDPL Zile	6.10 67.0	6.10 66.0	6.20 65.0	6.10 62.0	6.10 63.0	6.40 67.0	6.20 67.0	6.30 73.0	6.10 66.0	6.40 72.0	6.30 76.0	5.70 57.0	5.90 64.0	5.80 64.0	6.10 70.0
Belvoir GDPL Zile	4.50 29.0	4.40 25.0	4.60 31.0	4.60 31.0	4.60 31.0	4.50 32.0	4.60 33.0	4.80 31.0	4.40 25.0	4.90 34.0	4.70 31.0	4.70 30.0	4.70 30.0	4.70 30.0	4.60 30.0
Bishop GDPL Zile	6.20 69.0	6.10 66.0	5.80 58.0	5.90 59.0	6.10 63.0	6.40 67.0	6.10 65.0	6.30 73.0	6.10 66.0	6.30 70.0	6.20 74.0	5.70 57.0	5.60 55.0	5.70 61.0	6.10 70.0
Central Park GDPL Zile	5.80 59.0	5.80 59.0	5.60 53.0	5.60 53.0	6.10 63.0	5.70 54.0	5.80 59.0	5.70 58.0	5.70 56.0	5.80 59.0	5.70 62.0	5.30 46.0	5.60 55.0	5.50 55.0	5.70 60.0
Clay GDPL Zile	5.00 39.0	4.90 36.0	5.30 46.0	5.20 44.0	5.40 49.0	4.80 37.0	5.20 46.0	5.20 42.0	5.10 41.0	5.30 46.0	5.20 47.0	5.50 51.0	5.20 43.0	5.40 52.0	5.10 43.0
Crestview GDPL Zile	6.10 67.0	6.00 64.0	6.00 61.0	6.10 62.0	6.50 71.0	6.00 60.0	6.20 67.0	6.50 78.0	6.40 73.0	6.30 70.0	6.40 78.0	6.20 69.0	6.10 71.0	6.20 75.0	6.20 73.0
Gage GDPL Zile	6.00 64.0	6.20 69.0	5.80 58.0	6.50 69.0	6.70 74.0	6.40 67.0	6.40 71.0	6.30 73.0	6.10 66.0	6.40 72.0	6.30 76.0	6.00 64.0	5.90 64.0	6.00 70.0	6.20 73.0
Grant GDPL Zile	4.30 25.0	4.20 21.0	4.80 35.0	4.20 23.0	4.60 31.0	4.20 27.0	4.50 30.0	4.60 26.0	4.40 25.0	5.10 40.0	4.70 31.0	4.70 30.0	5.00 38.0	4.90 36.0	4.50 27.0

IOWA TESTS OF BASIC SKILLS

GRADE 5

ADMINISTERED 1-28-74

EXPECTED GRADE PLACEMENT 5.50

SCHOOL	Vocab.	Comp.	Spell.	Capit.	Punct.	Usage	Test L Lang.	Map	Graphs	Knowl. Ref.	Total Test W.	Math Conc.	Math Prob.	Total Test M.	Composite V, R, W, M.
Highland Park Central															
GDPL	5.00	5.10	5.00	5.00	5.00	4.80	5.00	5.20	5.40	5.40	5.30	5.30	5.20	5.30	5.10
Zile	39.0	41.0	39.0	40.0	40.0	37.0	42.0	42.0	48.0	49.0	49.0	46.0	43.0	49.0	43.0
Highland Park North															
GDPL	4.70	4.60	5.00	4.60	4.50	4.80	4.70	4.80	4.80	5.00	4.90	4.80	4.70	4.80	4.70
Zile	32.0	29.0	39.0	31.0	29.0	37.0	35.0	31.0	34.0	37.0	38.0	33.0	30.0	33.0	32.0
Highland Park South															
GDPL	5.60	5.50	5.80	5.40	5.80	5.30	5.60	5.70	5.70	5.80	5.70	5.70	5.60	5.70	5.60
Zile	54.0	51.0	58.0	49.0	57.0	47.0	55.0	58.0	56.0	59.0	62.0	57.0	55.0	61.0	57.0
Hudson															
GDPL	5.60	4.90	5.50	4.60	5.00	5.30	5.10	5.20	5.40	5.80	5.50	5.50	5.20	5.40	5.30
Zile	54.0	36.0	51.0	31.0	40.0	47.0	44.0	42.0	48.0	59.0	55.0	51.0	43.0	52.0	49.0
Lafayette															
GDPL	4.50	4.60	4.30	4.20	4.50	4.20	4.30	4.40	4.40	4.30	4.40	4.20	4.70	4.50	4.50
Zile	29.0	29.0	25.0	23.0	29.0	27.0	26.0	22.0	25.0	20.0	22.0	18.0	30.0	24.0	27.0
Linn															
GDPL	5.80	5.80	5.80	5.40	6.10	6.00	5.80	5.90	6.10	5.90	6.00	5.70	5.20	5.50	5.80
Zile	59.0	59.0	58.0	49.0	63.0	60.0	59.0	64.0	66.0	62.0	69.0	57.0	43.0	55.0	62.0
Lowman Hill															
GDPL	5.30	5.30	5.30	4.80	5.20	5.30	5.20	5.40	5.10	5.50	5.30	4.80	5.20	5.00	5.20
Zile	46.0	46.0	46.0	36.0	44.0	47.0	46.0	49.0	41.0	51.0	49.0	33.0	43.0	40.0	46.0
Lundgren															
GDPL	5.00	5.20	5.10	4.80	4.80	4.80	4.90	5.40	4.80	5.30	5.20	4.80	5.00	4.90	5.00
Zile	39.0	43.0	42.0	36.0	36.0	37.0	40.0	49.0	34.0	46.0	47.0	33.0	38.0	36.0	40.0
McCarter															
GDPL	5.40	5.40	5.00	5.00	5.20	5.50	5.20	5.60	5.40	5.80	5.60	5.50	5.40	5.50	5.40
Zile	49.0	48.0	39.0	40.0	44.0	51.0	46.0	55.0	48.0	59.0	59.0	51.0	49.0	55.0	51.0
McClure															
GDPL	6.20	6.20	5.80	6.10	6.30	6.40	6.20	6.30	6.40	6.30	6.30	6.00	5.90	6.00	6.20
Zile	69.0	69.0	58.0	62.0	67.0	67.0	67.0	73.0	73.0	70.0	76.0	64.0	64.0	70.0	73.0

IOWA TESTS OF BASIC SKILLS

GRADE 5

ADMINISTERED 1-28-74

EXPECTED GRADE PLACEMENT 5.50

SCHOOL	Vocab.	Comp.	Spell.	Capit.	Punct.	Usage	Test L Lang.	Map	Graphs	Knowl. Ref.	Total Test W.	Math Conc.	Math Prob.	Total Test M.	Composite V. R. W. M.
McEachron GDPL Zile	6.00 64.0	6.10 66.0	5.80 58.0	6.10 62.0	6.50 71.0	6.00 60.0	6.10 65.0	6.10 69.0	6.40 73.0	6.10 66.0	6.20 74.0	6.00 64.0	5.70 58.0	5.90 67.0	6.10 70.0
Monroe GDPL Zile	3.60 14.0	4.20 21.0	4.50 29.0	4.40 27.0	4.50 29.0	3.50 16.0	4.20 23.0	4.40 22.0	4.40 25.0	4.50 24.0	4.40 22.0	4.50 25.0	4.40 23.0	4.50 24.0	4.20 18.0
Parkdale GDPL Zile	3.60 14.0	3.70 12.0	3.90 17.0	4.20 23.0	4.30 25.0	3.50 16.0	4.00 18.0	4.40 22.0	3.70 13.0	4.30 20.0	4.10 13.0	3.80 10.0	3.70 10.0	3.80 08.0	3.80 08.0
Polk GDPL Zile	5.70 57.0	6.10 66.0	6.70 74.0	6.50 69.0	5.90 59.0	6.00 60.0	6.30 69.0	5.60 55.0	5.90 61.0	6.00 64.0	5.80 65.0	5.70 57.0	5.70 58.0	5.70 61.0	5.90 65.0
Potwin GDPL Zile	5.40 49.0	5.30 46.0	5.30 46.0	4.80 36.0	4.80 36.0	5.30 47.0	5.10 44.0	5.40 49.0	5.70 56.0	5.70 56.0	5.60 59.0	5.20 43.0	5.00 38.0	5.10 43.0	5.30 49.0
Quincy GDPL Zile	4.90 37.0	5.20 43.0	5.30 46.0	5.00 40.0	4.80 36.0	4.20 27.0	4.80 37.0	5.40 49.0	4.80 34.0	5.50 51.0	5.20 47.0	5.20 43.0	5.00 38.0	5.10 43.0	5.00 40.0
Quinton Heights GDPL Zile	5.00 39.0	5.20 43.0	5.00 39.0	5.00 40.0	5.40 49.0	4.80 37.0	5.10 44.0	5.40 49.0	5.10 41.0	5.50 51.0	5.30 49.0	5.30 46.0	5.20 43.0	5.30 49.0	5.20 46.0
Randolph GDPL Zile	6.10 67.0	6.40 73.0	6.40 69.0	6.30 66.0	6.50 71.0	6.20 64.0	6.40 71.0	6.30 73.0	6.10 66.0	6.40 72.0	6.30 76.0	6.30 72.0	6.10 71.0	6.20 75.0	6.30 75.0
Rice GDPL Zile	5.20 44.0	5.20 43.0	5.10 42.0	5.00 40.0	4.80 36.0	4.80 37.0	4.90 40.0	5.40 49.0	5.40 48.0	5.30 46.0	5.40 52.0	4.80 33.0	5.20 43.0	5.00 40.0	5.10 43.0
Sheldon GDPL Zile	6.20 69.0	6.40 73.0	6.60 72.0	6.10 62.0	6.50 71.0	6.40 67.0	6.40 71.0	6.50 78.0	6.60 78.0	6.40 72.0	6.50 80.0	6.40 74.0	6.30 77.0	6.40 80.0	6.40 77.0

IOWA TESTS OF BASIC SKILLS

GRADE 5

ADMINISTERED 1-28-74

EXPECTED GRADE PLACEMENT 5.50

SCHOOL	Vocab.	Comp.	Spell.	Caplt.	Punct.	Usage	Test L Lang.	Map	Graphs	Knowl. Rcf.	Total Test W.	Math Conc.	Math Prob.	Total Test M.	Composite V, R, W, M.
State Street															
GDPL	5.00	5.20	5.30	5.40	5.10	5.10	5.50	5.60	5.40	5.50	5.50	5.30	5.40	5.40	5.30
%ile	39.0	43.0	46.0	49.0	63.0	43.0	53.0	55.0	48.0	51.0	55.0	46.0	49.0	52.0	49.0
Stout															
GDPL	6.30	6.10	6.40	5.40	5.40	6.20	5.90	6.10	6.40	6.40	6.30	5.70	5.60	5.70	6.10
%ile	72.0	66.0	69.0	49.0	49.0	64.0	61.0	69.0	73.0	72.0	76.0	57.0	55.0	61.0	70.0
Sumner															
GDPL	5.30	5.30	5.00	5.20	5.20	5.30	5.20	5.40	5.70	5.20	5.40	5.30	5.20	5.30	5.30
%ile	46.0	46.0	39.0	44.0	44.0	47.0	46.0	49.0	56.0	43.0	52.0	46.0	43.0	49.0	49.0
Whitson															
GDPL	6.50	6.70	6.90	6.90	7.00	6.60	6.90	7.00	6.90	6.80	6.90	6.60	6.50	6.60	6.70
%ile	76.0	79.0	77.0	75.0	79.0	71.0	81.0	86.0	83.0	79.0	86.0	79.0	82.0	84.0	83.0
Topeka Public Schools															
GDPL	5.52	5.56	5.57	5.48	5.71	5.52	5.59	5.74	5.66	5.79	5.73	5.51	5.46	5.56	5.58
%ile	52.4	52.7	51.9	49.7	53.8	51.1	54.1	57.8	54.9	57.7	60.6	52.3	51.5	55.4	56.0

IOWA TESTS OF BASIC SKILLS

GRADE 6

ADMINISTERED 1-7-74

EXPECTED GRADE PLACEMENT 6.40

SCHOOL	Vocab.	Comp.	Spell.	Capit.	Punct.	Usage	Test L Lang.	Map	Graphs	Knowl. Ref.	Total Test W.	Math Comp.	Math Prob.	Total Test M.	Composite V. R. W. N.
Avondale East															
GDPL	5.89	5.79	6.18	5.81	6.15	5.62	5.95	6.15	5.70	5.98	5.94	5.77	5.86	5.84	5.88
%ile	41.7	37.6	46.3	39.4	45.4	38.4	42.6	44.7	37.6	39.7	40.2	34.9	39.7	37.5	39.3
Avondale Southwest															
GDPL	6.50	6.71	6.68	6.43	6.56	6.43	6.54	7.04	6.43	6.77	6.74	6.21	6.20	6.23	6.54
%ile	51.8	54.2	53.0	48.2	51.4	49.9	52.2	61.6	50.7	54.1	57.3	44.4	45.2	46.5	53.4
Avondale West															
GDPL	7.43	7.21	7.64	7.37	7.45	7.27	7.45	7.10	7.28	7.19	7.18	7.18	6.94	7.09	7.27
%ile	68.8	63.9	68.5	63.1	65.1	63.1	68.0	62.3	66.4	61.9	66.1	64.0	61.3	64.9	68.5
Belvoir															
GDPL	4.37	4.63	4.56	4.76	4.90	4.57	4.71	4.58	4.64	5.04	4.75	4.76	4.86	4.84	4.66
%ile	18.3	17.4	20.4	22.3	27.4	23.4	19.7	19.5	21.6	23.9	18.7	17.0	19.9	16.9	15.2
Bishop															
GDPL	6.88	6.89	6.70	6.66	7.15	7.07	6.91	6.94	6.70	7.13	6.92	6.17	6.16	6.19	6.76
%ile	59.3	57.9	54.2	52.6	60.5	59.7	59.6	60.2	55.2	62.2	62.2	44.2	45.7	46.4	58.9
Central Park															
GDPL	6.18	6.45	6.95	6.43	6.86	6.10	6.60	6.32	5.88	6.59	6.26	6.01	6.18	6.13	6.33
%ile	45.7	48.1	58.0	48.7	56.2	45.0	53.3	48.1	40.8	50.5	47.6	39.8	45.9	44.0	48.3
Clay															
GDPL	6.43	6.46	6.13	5.82	6.44	6.10	6.13	6.37	6.22	6.52	6.37	6.14	6.09	6.14	6.31
%ile	50.5	49.3	44.0	39.9	50.0	45.0	44.6	49.3	47.0	50.3	50.0	46.3	42.4	45.5	48.0
Crestview															
GDPL	6.85	6.64	7.10	6.50	7.07	6.61	6.83	7.14	6.93	6.91	6.99	6.73	6.80	6.78	6.82
%ile	57.6	53.5	59.9	49.4	59.4	52.6	57.8	63.5	59.4	57.8	62.4	54.2	58.6	58.4	59.1
Gage															
GDPL	7.58	7.42	7.60	7.99	8.31	7.84	7.95	7.40	7.42	7.63	7.48	7.02	6.69	6.88	7.46
%ile	70.5	66.2	67.6	72.3	77.4	70.6	75.3	68.9	68.4	69.5	72.0	61.5	58.6	62.4	71.9
Grant															
GDPL	5.26	5.26	5.16	4.83	4.66	4.55	4.81	5.35	4.95	5.18	5.16	5.28	5.33	5.33	5.16
%ile	30.0	26.6	30.3	23.0	24.0	22.3	21.8	32.1	25.4	24.8	25.1	25.0	27.3	25.5	23.5

IOWA TESTS OF BASIC SKILLS

GRADE 6

ADMINISTERED 1-7-74

EXPECTED GRADE PLACEMENT 6.40

SCHOOL	Vocab.	Comp.	Spell.	Capit.	Punct.	Usage	Test L Lang.	Map	Graphs	Knowl. Ref.	Total Test W.	Math Conc.	Math Prob.	Total Test M.	Composite V, R, W, M.
Highland Park Central															
GDPL	6.32	6.58	6.44	6.07	6.17	6.12	6.21	6.28	6.06	6.32	6.21	6.04	6.24	6.17	6.30
%ile	49.8	51.7	50.8	43.4	46.0	45.2	47.1	47.7	44.1	46.6	46.2	41.2	47.2	45.5	48.1
Highland Park North															
GDPL	5.74	5.94	5.90	5.68	5.57	4.87	5.52	5.85	5.72	6.20	5.91	5.60	5.71	5.67	5.75
%ile	39.2	39.8	41.1	36.9	37.6	27.7	35.0	39.0	37.4	44.8	40.5	31.4	34.3	33.7	36.8
Highland Park South															
GDPL	6.19	6.70	6.55	6.49	6.52	5.97	6.39	6.64	6.56	5.74	6.66	6.62	6.46	6.56	6.50
%ile	46.8	54.0	51.6	49.2	51.5	43.4	49.9	53.7	52.9	54.2	55.0	52.8	51.7	53.6	52.2
Hudson															
GDPL	5.69	6.06	5.33	5.37	5.53	5.28	5.38	6.09	5.59	6.00	5.90	5.61	6.00	5.84	5.78
%ile	38.8	42.3	33.1	32.6	36.6	33.3	32.2	44.3	36.0	40.7	40.5	32.6	41.5	37.2	37.0
Lafayette															
GDPL	5.01	5.23	5.17	5.09	4.77	4.40	4.87	5.50	4.92	5.31	5.25	4.93	4.91	4.95	5.06
%ile	24.7	25.9	29.8	27.4	24.9	20.8	23.3	32.4	24.1	27.6	26.2	16.9	20.8	17.1	20.6
Linn															
GDPL	6.66	7.16	7.23	7.29	7.50	7.02	7.28	7.63	6.97	7.26	7.27	7.12	6.89	7.03	7.08
%ile	54.7	61.4	61.4	61.2	65.2	59.0	64.1	71.2	59.0	62.6	67.0	63.3	59.7	63.4	63.5
Lowman Hill															
GDPL	5.90	6.29	6.38	6.14	5.97	5.91	6.11	6.13	5.55	6.17	5.95	5.77	6.14	5.98	6.04
%ile	41.1	46.5	49.2	44.1	43.2	42.1	45.1	45.1	35.2	43.6	41.3	35.1	43.8	40.7	42.6
Lundgren															
GDPL	5.97	6.37	6.69	6.70	6.59	5.92	6.47	6.30	6.17	6.56	6.34	5.99	5.71	5.87	6.20
%ile	44.9	48.5	53.5	52.9	51.9	41.2	51.2	47.7	45.8	50.9	49.0	39.2	36.9	39.0	46.5
McCarter															
GDPL	7.20	7.44	7.15	7.20	7.19	7.21	7.20	7.33	7.18	7.58	7.36	7.12	6.93	7.05	7.25
%ile	65.2	68.6	60.1	60.7	60.8	61.6	63.4	67.1	64.1	69.9	70.3	62.0	61.1	63.9	68.2
McClure															
GDPL	7.40	7.53	7.63	8.19	8.01	7.51	7.85	7.31	7.26	7.49	7.35	7.54	6.93	7.26	7.49
%ile	68.2	69.7	68.6	75.2	73.3	66.0	74.3	66.4	64.8	67.9	69.4	71.0	62.5	69.1	72.6

IOWA TESTS OF BASIC SKILLS

GRADE 6

ADMINISTERED 1-7-74

EXPECTED GRADE PLACEMENT 6.40

SCHOOL	Vocab.	Comp.	Spell.	Capit.	Punct.	Usage	Test L Lang.	Map	Graphs	Knowl. Ref.	Total Test W.	Math Conc.	Math Prob.	Total Test M.	Composite V. R. W. M.
McEachron															
GDPL	6.78	6.87	7.19	6.74	7.01	6.67	6.91	6.98	6.88	7.28	7.05	6.81	6.75	6.81	6.88
%ile	57.1	57.2	61.4	52.5	58.4	53.6	58.5	60.3	58.7	63.3	63.0	56.7	58.2	59.4	60.6
Monroe															
GDPL	4.49	5.18	4.91	4.78	5.47	4.56	4.94	5.55	4.59	5.30	5.15	4.95	5.18	5.09	4.98
%ile	20.2	25.9	30.0	22.2	35.8	23.2	25.7	32.5	18.8	28.6	23.6	20.3	26.9	23.1	21.0
Parkdale															
GDPL	4.70	5.08	5.12	4.82	5.54	4.98	5.13	5.18	4.67	5.21	5.02	4.57	4.94	4.78	4.95
%ile	23.4	24.2	30.9	24.6	36.7	28.8	29.0	27.6	20.3	26.6	22.7	14.8	23.1	16.5	20.9
Polk															
GDPL	5.95	6.06	5.82	6.38	6.19	5.88	6.08	6.00	6.02	6.27	6.09	5.69	5.89	5.82	6.00
%ile	42.4	42.0	41.7	47.3	45.6	42.2	43.9	42.0	44.0	45.0	43.5	33.7	39.8	37.5	41.3
Potwin															
GDPL	6.68	7.13	7.12	7.48	7.55	7.42	7.40	7.03	7.11	7.15	7.10	7.14	6.96	7.08	7.08
%ile	55.4	61.3	60.9	64.7	66.8	64.4	66.8	61.8	60.3	61.6	63.2	62.1	60.7	64.1	63.5
Quincy															
GDPL	4.99	5.43	5.61	5.46	5.71	5.11	5.49	5.56	5.37	6.02	5.65	5.26	5.69	5.50	5.42
%ile	27.4	31.4	38.0	33.4	39.3	30.6	34.3	33.9	32.6	42.0	35.6	26.8	35.7	30.9	30.2
Quinton Heights															
GDPL	6.13	6.23	6.43	5.90	6.32	5.83	6.13	6.14	6.14	6.43	6.24	6.38	6.00	6.22	6.19
%ile	47.7	47.8	49.0	39.7	48.1	41.9	45.6	47.1	45.7	49.9	48.0	48.6	43.9	46.9	47.4
Randolph															
GDPL	7.64	7.60	7.67	7.76	7.99	7.37	7.71	7.65	7.50	7.57	7.60	7.70	7.10	7.43	7.60
%ile	72.1	70.1	68.4	68.6	72.8	64.5	71.9	70.7	68.6	70.1	72.6	72.8	64.4	71.0	74.3
Rice															
GDPL	5.79	6.15	5.90	5.55	6.25	5.53	5.82	6.07	6.11	6.42	6.20	5.96	6.16	6.09	6.01
%ile	40.3	44.5	41.3	34.8	47.2	37.2	39.7	43.6	44.5	48.3	46.5	41.1	45.6	44.0	42.5
Sheldon															
GDPL	7.25	7.28	7.50	7.11	7.29	7.30	7.31	7.49	7.48	7.57	7.52	7.08	7.05	7.08	7.28
%ile	65.0	66.3	65.9	58.8	62.6	63.7	65.8	69.7	69.8	69.5	72.2	62.8	65.3	65.9	69.2

IOWA TESTS OF BASIC SKILLS

GRADE 6

ADMINISTERED 1-7-74

EXPECTED GRADE PLACEMENT 6.40

SCHOOL	Vocab.	Comp.	Spell.	Capit.	Punct.	Usage	Test L Lang.	Map	Graphs	Knowl. Ref.	Total Test W.	Math Conc.	Math Prob.	Total Test M.	Composite V, R, W, M.
State Street															
GDPL	5.57	5.91	6.39	6.21	6.56	5.44	6.16	5.97	5.79	6.09	5.95	5.50	5.86	5.71	5.86
Zile	35.7	38.0	48.6	45.3	51.5	34.8	45.8	42.1	39.2	42.7	41.0	30.6	39.8	35.4	38.5
Stout															
GDPL	7.12	7.09	6.92	7.05	6.95	7.05	7.00	6.76	7.21	7.33	7.10	6.95	6.70	6.85	7.04
Zile	64.2	63.1	57.5	58.1	57.7	59.5	60.9	57.5	63.5	64.3	64.5	60.0	57.9	60.5	64.1
Sumner															
GDPL	5.45	5.65	5.72	5.95	5.99	5.59	5.82	5.83	5.51	5.93	5.75	5.42	5.26	5.37	5.60
Zile	34.0	36.2	39.2	40.2	42.6	37.4	39.4	41.1	33.7	40.6	38.1	29.1	28.7	28.2	33.8
Whitson															
GDPL	7.18	7.29	7.20	7.17	7.44	7.07	7.22	7.14	7.39	7.22	7.25	7.17	6.83	7.03	7.19
Zile	63.1	63.9	61.3	59.6	64.7	59.9	64.0	61.6	66.7	63.7	66.4	63.6	59.1	63.7	65.9
Topeka Public Schools															
GDPL	6.38	6.55	6.60	6.51	6.69	6.30	6.54	6.58	6.38	6.68	6.55	6.33	6.28	6.33	6.47
Zile	50.4	51.4	52.4	49.7	53.6	48.3	52.2	53.0	49.8	53.1	53.1	46.9	48.1	48.6	51.6

IOWA TESTS OF BASIC SKILLS

GRADE 3

ADMINISTERED 3-10-75

EXPECTED GRADE PLACEMENT 3.60

SCHOOL	Vocab.	Comp.	Spell.	Capit.	Punct.	Usage	Test L Lang.	Map	Graphs	Knowl. Ref.	Total Test W.	Math Conc.	Math Prob.	Total Test M.	Composite V, R, W, M.
Avondale East															
GDPL	2.68	2.97	3.35	2.75	3.23	2.95	3.08	3.10	2.96	3.11	3.06	2.93	2.99	2.98	2.96
%ile	25.9	30.0	37.0	25.2	37.1	31.9	29.4	33.4	30.4	32.0	29.3	25.0	32.3	27.8	25.6
Avondale Southwest															
GDPL	3.97	4.08	4.60	4.11	4.34	4.46	4.39	4.39	3.99	4.08	4.04	3.82	3.71	3.79	4.06
%ile	57.9	57.4	66.6	57.8	60.8	63.2	64.7	56.9	58.0	61.5	61.3	51.4	51.6	53.2	60.2
Avondale West															
GDPL	4.36	4.51	4.54	4.26	4.62	4.90	4.59	4.41	4.31	4.22	4.31	4.09	4.17	4.16	4.39
%ile	67.7	66.7	64.5	60.3	66.8	71.6	68.9	67.1	64.7	62.3	67.7	60.0	64.8	65.4	68.8
Belvoir*															
GDPL															
%ile															
Bishop															
GDPL	4.42	4.69	4.69	4.56	4.70	4.90	4.72	4.70	4.50	4.37	4.52	4.25	4.51	4.41	4.56
%ile	69.3	72.5	67.8	66.6	67.0	71.8	71.2	73.2	69.0	67.1	73.0	64.9	72.7	71.7	73.6
Central Park															
GDPL	3.92	4.03	4.16	3.93	3.98	3.88	4.00	4.21	4.09	3.90	4.07	3.75	3.70	3.75	3.95
%ile	55.8	56.6	57.2	53.4	53.5	51.6	54.8	61.9	59.6	56.4	61.9	49.9	51.5	52.2	57.0
Clay															
GDPL	3.46	3.52	4.06	3.55	4.16	3.83	3.91	3.51	4.05	3.89	3.82	3.38	3.56	3.49	3.64
%ile	45.2	44.1	54.1	43.3	56.0	30.4	51.1	45.5	58.3	56.2	54.3	37.3	47.1	43.4	47.1
Crestview															
GDPL	3.91	4.16	4.15	3.76	3.93	4.31	4.05	3.93	3.88	3.68	3.83	3.71	3.79	3.77	3.95
%ile	56.9	59.9	57.6	49.3	51.4	60.4	56.6	55.9	54.6	49.9	55.5	48.9	52.8	52.4	57.4
Gage															
GDPL	4.10	4.40	4.74	4.69	4.55	4.33	4.59	4.30	3.90	4.03	4.07	3.62	3.72	3.69	4.17
%ile	60.3	65.3	69.1	69.1	65.2	61.1	68.6	64.4	53.8	58.5	60.7	45.4	53.0	50.2	63.1
Grant															
GDPL	3.22	3.30	3.90	2.76	3.85	3.76	3.58	3.12	3.19	3.59	3.30	3.32	3.58	3.48	3.38
%ile	36.7	37.9	51.6	24.9	51.3	50.0	45.3	32.1	35.5	48.2	36.5	35.2	47.0	42.6	39.4

*GDPL and %ile not available

IOWA TESTS OF BASIC SKILLS

GRADE 3

ADMINISTERED 3-10-75

EXPECTED GRADE PLACEMENT 3.60

SCHOOL	Vocab.	Comp.	Spell.	Capit.	Punct.	Usage	Test L Lang.	Map	Graphs	Knowl. Rel.	Total Test W.	Math Conc.	Math Prob.	Total Test M.	Composite V. R. W. N.
McEachron															
GDPL	4.08	4.53	4.46	4.52	4.41	4.35	4.45	4.32	4.30	4.14	4.25	3.98	3.94	3.98	4.26
%ile	60.4	67.6	64.0	66.1	61.4	61.3	65.9	64.7	64.4	62.1	66.0	56.3	57.5	58.5	65.8
Monroe															
GDPL	3.20	3.33	4.11	3.63	4.33	3.16	3.82	4.43	3.75	4.00	4.06	3.25	3.64	3.48	3.58
%ile	37.8	41.3	54.5	44.5	60.8	35.7	48.8	67.8	48.9	58.0	59.6	34.8	48.9	43.1	45.3
Parkdale															
GDPL	2.81	2.81	3.05	2.83	3.03	2.38	2.84	2.42	2.63	2.96	2.67	2.60	2.69	2.68	2.76
%ile	27.8	26.4	31.5	26.5	30.1	19.6	22.6	17.4	22.8	28.6	18.4	14.7	26.0	19.4	19.5
Polk															
GDPL	3.11	3.18	3.69	3.26	3.51	3.50	3.50	3.49	3.23	3.36	3.36	3.21	2.88	3.06	3.24
%ile	38.2	35.5	44.4	38.8	42.7	42.6	41.8	42.2	38.9	39.6	39.7	33.2	30.2	31.3	36.2
Potwin															
GDPL	4.05	3.72	4.29	3.85	3.87	3.81	3.98	3.98	3.95	3.70	3.88	3.39	3.69	3.57	3.84
%ile	59.4	49.6	59.9	51.2	49.9	49.5	53.3	56.2	56.8	51.9	55.8	39.4	52.7	47.6	52.5
Quincy															
GDPL	3.14	3.20	3.35	2.95	3.11	2.96	3.11	3.49	3.23	3.24	3.31	2.96	2.98	2.99	3.14
%ile	36.1	37.1	41.0	32.2	34.5	32.9	32.7	43.0	37.0	37.0	37.7	25.3	30.6	27.6	31.5
Quinton Heights															
GDPL	3.64	3.85	4.11	4.26	4.62	3.75	4.19	3.66	3.78	3.87	3.76	3.45	3.33	3.41	3.78
%ile	46.9	50.6	56.1	59.9	66.3	48.9	58.9	46.8	50.8	53.3	49.6	39.7	40.1	39.2	49.1
Randolph															
GDPL	4.48	4.54	4.95	4.84	4.57	4.65	4.77	4.24	4.57	4.26	4.36	4.10	4.18	4.16	4.46
%ile	69.7	67.9	73.6	72.9	64.5	66.7	72.5	64.8	70.3	65.5	69.7	59.4	65.8	64.7	71.1
Rice															
GDPL	3.23	3.10	3.35	2.90	3.41	2.82	3.13	3.12	2.96	3.24	3.11	3.01	3.15	3.10	3.14
%ile	38.8	34.9	38.4	31.0	39.3	29.9	31.5	36.0	33.4	37.1	34.0	26.1	37.5	32.1	32.8
Sheldon															
GDPL	4.68	4.74	4.89	4.33	4.62	4.76	4.67	4.75	4.82	4.55	4.70	4.07	4.70	4.41	4.64
%ile	75.3	72.2	71.7	60.9	66.7	69.2	70.8	74.6	76.2	73.5	77.9	59.9	78.3	72.0	75.7

IOWA TESTS OF BASIC SKILLS

GRADE 3

ADMINISTERED 3-10-75

EXPECTED GRADE PLACEMENT 3.60

SCHOOL	Vocab.	Comp.	Spell.	Capit.	Punct.	Usage	Test L Lang.	Map	Graphs	Knowl. Ref.	Total Test W.	Math Conc.	Math Prob.	Total Test M.	Composite V, R, W, M.
State Street															
GDPL	3.34	3.30	3.58	3.56	3.71	3.23	3.53	3.56	3.41	3.50	3.50	3.27	3.37	3.34	3.39
%ile	42.0	40.4	43.6	44.5	45.8	38.0	41.2	45.5	42.5	43.4	43.6	34.9	42.8	39.2	39.9
Stout															
GDPL	4.02	4.17	4.08	4.14	4.43	4.41	4.28	4.21	3.99	3.78	3.99	3.81	3.97	3.92	4.08
%ile	59.8	60.8	55.5	58.0	63.6	61.9	62.2	60.9	56.6	51.9	58.1	52.1	58.9	57.5	61.1
Sumner															
GDPL	3.34	3.56	3.89	3.49	3.37	3.54	3.59	3.41	3.60	3.41	3.46	3.31	3.58	3.46	3.49
%ile	41.8	44.5	52.3	41.9	40.4	44.7	45.0	41.0	47.3	41.1	43.0	35.3	45.8	42.0	42.2
Whitson															
GDPL	4.53	4.36	4.75	4.51	4.75	4.60	4.67	4.50	4.07	4.42	4.34	4.19	4.25	4.24	4.44
%ile	71.2	64.0	68.7	67.1	69.2	66.1	70.8	68.0	59.3	69.4	67.9	63.1	67.3	67.2	70.1
Topeka Public Schools															
GDPL	3.76	3.86	4.12	3.81	3.97	3.91	3.97	3.84	3.76	3.73	3.78	3.56	3.63	3.62	3.80
%ile	52.1	52.4	56.1	50.2	52.6	52.0	53.5	52.6	51.0	50.6	52.2	43.6	49.6	47.7	51.9

IOWA TESTS OF BASIC SKILLS

GRADE 4

ADMINISTERED 2-10-75

EXPECTED GRADE PLACEMENT 4.50

SCHOOL	Vocab.	Comp.	Spell.	Capit.	Punct.	Usage	Test L Lang.	Map	Graphs	Knowl. Ref.	Total Test W.	Math Conc.	Math Prob.	Total Test M.	Composite V, R, W, M.
Avondale East GDPL %ile	4.35 49.1	4.11 42.9	4.34 45.0	3.87 35.7	4.18 42.1	3.94 39.9	4.10 40.7	4.33 45.5	3.92 36.9	4.07 40.1	4.10 40.5	4.18 40.3	3.85 37.2	4.04 39.7	4.14 42.1
Avondale Southwest GDPL %ile	4.89 60.7	5.20 65.0	5.11 60.8	5.27 64.5	5.22 63.2	5.23 63.9	5.22 65.8	5.35 70.4	4.87 58.7	5.13 67.6	5.12 68.9	4.95 62.0	4.89 64.2	4.94 65.5	5.07 66.7
Avondale West GDPL %ile	5.50 74.1	5.44 70.5	5.39 66.4	5.51 68.1	5.62 70.2	5.51 68.9	5.52 71.1	5.52 72.4	5.16 65.1	5.50 74.0	5.40 72.6	5.15 65.6	4.92 65.5	5.06 68.0	5.39 73.6
Belvoir GDPL %ile	3.76 35.5	3.92 38.8	4.19 42.9	3.38 24.8	3.72 33.0	3.58 33.8	3.73 32.7	3.87 35.4	3.66 31.6	3.93 36.1	3.83 34.3	3.74 28.1	3.65 33.1	3.73 29.8	3.79 33.0
Bishop GDPL %ile	5.32 70.2	5.30 68.3	5.33 65.5	5.31 66.0	5.49 69.4	5.39 67.6	5.39 70.9	5.43 72.7	5.16 64.3	5.25 70.1	5.28 73.0	5.18 67.0	4.87 64.2	5.05 69.3	5.27 73.0
Central Park GDPL %ile	4.35 47.9	4.67 54.5	4.62 51.1	4.23 44.0	4.35 46.5	4.41 48.7	4.41 48.9	4.48 50.7	4.43 48.4	4.43 50.1	4.44 51.5	4.21 41.4	4.45 51.6	4.35 48.6	4.45 51.1
Clay GDPL %ile	4.69 56.3	4.61 53.5	5.53 70.5	4.63 51.9	5.20 63.5	4.53 51.0	4.99 62.6	4.28 45.3	4.65 54.0	4.25 44.1	4.39 49.1	4.59 52.3	4.49 57.5	4.56 56.1	4.66 58.4
Crestview GDPL %ile	5.00 63.4	5.31 69.4	5.07 60.6	5.02 60.0	5.39 67.8	5.08 61.8	5.16 66.3	5.44 73.1	5.25 67.7	5.17 69.3	5.29 74.6	4.77 58.0	4.76 61.5	4.79 63.5	5.11 70.3
Gage GDPL %ile	5.28 69.4	5.57 72.8	5.45 66.7	5.30 65.1	5.64 71.1	5.40 67.2	5.46 71.2	5.54 74.3	5.36 69.8	5.22 70.2	5.37 75.9	5.36 73.0	5.14 70.2	5.27 74.9	5.40 75.3
Grant GDPL %ile	3.68 33.9	3.64 32.1	4.43 49.7	4.27 44.6	5.02 60.6	4.22 45.1	4.49 51.4	4.13 41.2	4.07 40.8	4.19 43.2	4.12 42.6	4.14 39.0	4.13 42.6	4.16 43.1	4.03 39.9

IOWA TESTS OF BASIC SKILLS

GRADE 4

ADMINISTERED 2-10-75

EXPECTED GRADE PLACEMENT 4.50

SCHOOL	Vocab.	Comp.	Spell.	Capit.	Punct.	Usage	Test L Lang.	Map	Graphs	Knowl. Ref.	Total Test W.	Math Conc.	Math Prob.	Total Test M.	Composite V, R, W, M.
Highland Park Central															
GDPL	4.36	4.24	4.90	4.44	4.89	3.96	4.55	4.36	4.08	4.12	4.19	4.33	4.37	4.37	4.34
%ile	49.2	46.0	57.3	47.6	57.0	40.6	51.8	47.6	41.8	42.9	44.8	45.8	50.5	50.1	48.8
Highland Park North															
GDPL	3.96	4.20	4.48	4.45	4.33	3.61	4.24	4.10	3.77	4.09	3.99	4.15	3.83	4.01	4.08
%ile	40.0	43.8	48.4	48.0	45.2	33.6	44.4	41.5	34.6	40.0	37.4	40.2	37.6	39.2	40.3
Highland Park South															
GDPL	4.56	4.67	4.81	4.62	4.49	4.68	4.66	4.60	4.52	4.34	4.48	4.41	4.22	4.34	4.54
%ile	54.0	54.6	55.1	51.2	48.9	53.6	54.5	54.6	50.7	47.1	52.9	46.8	45.0	47.1	53.6
Hudson															
GDPL	4.37	4.28	4.62	4.28	4.41	3.98	4.34	4.34	4.65	4.47	4.49	4.24	4.26	4.27	4.35
%ile	49.7	46.0	51.6	43.9	47.9	40.5	46.8	47.4	53.0	50.5	52.2	44.0	48.4	47.2	48.0
Lafayette															
GDPL	3.31	3.27	3.30	3.14	3.68	3.21	3.34	3.50	3.45	3.73	3.56	3.59	3.59	3.61	3.41
%ile	25.8	25.2	27.6	21.3	32.4	26.0	23.4	27.2	26.6	31.4	25.7	26.4	30.3	27.9	22.8
Linn															
GDPL	4.73	4.77	5.08	4.93	5.37	5.06	5.12	5.11	5.01	4.96	5.02	4.98	4.85	4.94	4.91
%ile	57.7	57.5	59.9	57.4	65.6	60.9	63.7	65.3	60.7	62.9	65.3	62.0	64.0	65.7	63.7
Lowman Hill															
GDPL	4.04	4.17	4.21	3.92	4.22	4.03	4.11	4.43	4.18	3.93	4.19	4.13	3.94	4.06	4.11
%ile	41.4	44.2	44.5	36.9	42.6	41.3	41.4	49.4	43.1	37.8	44.4	39.2	37.5	39.0	41.6
Lundgren															
GDPL	4.63	4.71	4.60	4.31	4.80	4.33	4.53	4.93	4.93	4.81	4.89	4.77	4.71	4.76	4.71
%ile	55.3	55.6	51.6	44.6	54.5	47.0	50.8	60.6	59.4	60.3	63.1	56.9	60.0	60.8	58.2
McCarter															
GDPL	5.13	5.20	5.25	5.09	4.99	5.02	5.10	5.26	5.09	4.99	5.11	5.15	4.79	4.99	5.12
%ile	66.2	64.8	63.6	60.2	58.6	60.1	63.6	67.1	61.9	62.4	66.8	66.2	59.9	65.2	67.5
McClure															
GDPL	5.51	5.79	5.43	5.30	5.63	5.64	5.52	5.52	5.31	5.45	5.43	5.38	5.07	5.25	5.49
%ile	75.0	77.0	67.9	64.1	70.7	71.6	72.5	72.5	66.9	73.5	74.6	72.9	68.8	74.4	77.5

IOWA TESTS OF BASIC SKILLS

GRADE 4

ADMINISTERED 2-10-75

EXPECTED GRADE PLACEMENT 4.50

SCHOOL	Vocab.	Comp.	Spell.	Capit.	Punct.	Usage	Test L Lang.	Map	Graphs	Knowl. Ref.	Total Test W.	Math Conc.	Math Prob.	Total Test M.	Composite V, R, W, M.
McEachron GDPL Zile	5.45 72.7	5.87 77.4	5.75 72.4	5.62 69.8	5.92 74.3	5.81 74.1	5.79 76.3	5.49 71.3	5.35 68.4	5.55 75.2	5.46 75.3	5.30 70.1	5.02 66.8	5.18 71.8	5.55 77.3
Monroe GDPL Zile	3.34 26.7	3.95 39.7	4.11 42.0	4.07 41.1	4.32 45.0	3.88 38.4	4.11 41.6	4.04 40.2	4.02 41.4	4.18 41.9	4.08 42.7	3.82 32.8	3.64 31.8	3.75 32.4	3.85 35.2
Parkdale GDPL Zile	3.45 27.7	3.00 18.7	3.55 29.0	3.17 22.4	3.60 31.1	3.17 25.5	3.38 24.1	3.33 23.4	3.10 19.3	3.71 30.3	3.37 20.1	3.57 24.0	3.65 30.0	3.63 26.0	3.36 20.0
Polk GDPL Zile	3.90 36.3	3.68 34.1	4.19 43.5	3.91 36.2	4.04 39.4	3.42 30.4	3.91 36.4	4.33 45.4	3.79 32.8	3.98 37.8	4.03 38.3	4.36 46.4	4.01 41.2	4.21 45.4	3.95 37.2
Potwin GDPL Zile	5.09 65.5	5.16 63.9	5.41 66.8	4.84 55.8	5.04 59.7	5.11 61.5	5.11 64.0	5.04 62.8	4.70 55.3	5.00 61.9	4.91 62.9	4.61 52.0	4.38 50.9	4.52 53.3	4.96 63.7
Quincy GDPL Zile	3.47 28.0	3.61 31.9	3.64 32.6	3.37 25.0	3.61 30.9	3.43 29.4	3.52 26.9	3.89 36.1	3.52 28.1	3.96 37.0	3.79 32.6	3.94 34.8	3.60 30.6	3.80 32.3	3.64 27.6
Quinton Heights GDPL Zile	4.15 44.2	4.63 53.3	4.71 53.2	4.14 41.6	4.21 43.3	4.22 45.6	4.33 46.8	4.38 47.5	4.21 42.7	4.24 43.6	4.28 45.9	4.66 52.7	4.43 48.6	4.56 52.3	4.39 48.5
Randolph GDPL Zile	5.27 68.0	5.58 72.0	5.21 62.8	5.33 65.8	5.73 72.4	5.62 71.1	5.49 72.0	5.55 73.0	5.38 68.7	5.37 70.1	5.42 73.6	5.40 71.5	5.06 68.2	5.26 73.0	5.40 73.9
Rice GDPL Zile	3.39 26.3	3.50 27.9	3.72 31.6	3.32 25.1	3.62 30.4	3.26 26.3	3.49 26.0	3.34 22.8	3.32 24.2	3.38 23.4	3.34 19.6	3.42 21.4	3.48 27.0	3.48 22.7	3.44 21.4
Sheldon GDPL Zile	5.27 68.5	5.51 71.3	5.42 66.1	4.81 55.5	5.06 58.9	5.42 67.0	5.18 64.4	5.48 71.5	5.37 66.2	5.20 67.3	5.34 71.2	5.13 63.3	5.05 66.3	5.11 66.8	5.28 71.0

IOWA TESTS OF BASIC SKILLS

GRADE 4

ADMINISTERED 2-10-75

EXPECTED GRADE PLACEMENT 4.50

SCHOOL	Vocab.	Comp.	Spell.	Capit.	Punct.	Usage	Test L Lang.	Map	Graphs	Knowl. Ref.	Total Test W.	Math Conc.	Math Prob.	Total Test M.	Composite V, R, W, M.
State Street GDPL %ile	4.00 40.7	4.38 48.4	4.42 46.9	4.39 46.4	4.92 56.9	4.35 47.7	4.53 50.7	4.48 50.3	4.39 47.2	4.49 50.6	4.46 50.7	4.27 43.9	4.34 49.7	4.33 48.7	4.34 48.0
Stout GDPL %ile	5.28 69.6	5.39 70.9	5.16 61.3	4.87 56.5	5.20 62.3	5.36 66.5	5.16 65.3	5.35 71.1	5.23 65.9	5.25 69.2	5.28 72.9	4.98 64.1	4.84 63.1	4.93 66.2	5.22 71.9
Sumner GDPL %ile	4.13 42.9	4.50 51.8	4.50 49.4	4.26 44.2	4.39 46.6	4.12 43.0	4.32 46.3	4.17 43.3	4.69 54.1	4.56 52.2	4.48 51.6	4.39 47.4	4.12 43.5	4.28 47.1	4.34 48.1
Whitson GDPL %ile	5.62 75.9	5.89 78.8	5.77 74.0	5.30 65.7	5.70 73.3	5.70 72.6	5.62 75.1	5.97 82.2	5.63 72.7	5.66 78.6	5.76 81.5	5.46 74.3	5.11 69.2	5.32 75.2	5.65 80.2
Topeka Public Schools GDPL %ile	4.62 54.6	4.76 56.2	4.83 55.4	4.61 50.9	4.87 56.0	4.65 53.0	4.75 55.5	4.79 57.0	4.63 52.7	4.71 55.9	4.71 57.0	4.63 52.9	4.47 53.0	4.58 54.8	4.68 56.5

IOWA TESTS OF BASIC SKILLS

GRADE 5

ADMINISTERED 1-27-75

EXPECTED GRADE PLACEMENT 5.50

SCHOOL	Vocab.	Comp.	Spell.	Capit.	Punct.	Usage	Test L Lang.	Map	Graphs	Knowl. Ref.	Total Test W.	Math Conc.	Math Prob.	Total Test M.	Composite V, R, W, M.
Avondale East															
GDPL	5.09	5.34	5.13	5.19	5.54	4.69	5.15	5.11	5.04	5.31	5.15	5.05	5.04	5.07	5.17
%ile	42.8	46.5	43.1	43.1	50.1	38.1	43.9	40.8	40.9	44.9	42.1	38.3	41.2	39.7	43.1
Avondale Southwest															
GDPL	5.67	5.98	5.20	5.79	6.02	5.87	5.73	6.05	5.92	5.79	5.92	5.62	5.55	5.61	5.78
%ile	55.3	60.3	44.9	54.2	59.1	57.1	55.7	61.3	58.5	55.9	61.0	53.7	54.6	56.7	59.2
Avondale West															
GDPL	6.25	6.44	6.38	6.07	6.30	6.13	6.23	6.63	6.40	6.42	6.48	6.36	6.00	6.21	6.33
%ile	67.6	67.2	64.8	58.6	63.6	61.6	65.1	72.2	66.2	67.0	71.6	67.6	64.0	68.1	70.0
Belvoir															
GDPL	3.84	4.23	4.18	4.13	4.27	3.72	4.09	4.35	4.37	4.66	4.46	4.53	4.30	4.44	4.21
%ile	21.9	25.0	27.0	24.2	27.1	22.1	22.6	26.9	27.6	30.2	26.4	27.9	26.7	25.8	21.0
Bishop															
GDPL	5.90	6.08	5.86	6.13	6.00	6.18	6.06	6.50	6.36	6.19	6.35	5.80	5.63	5.74	6.03
%ile	60.1	62.8	56.4	60.3	59.4	62.2	62.5	71.3	67.0	64.3	70.8	56.8	56.9	59.2	64.8
Central Park															
GDPL	5.77	6.13	5.94	5.67	5.66	5.81	5.79	5.97	5.89	6.17	6.01	5.77	5.78	5.80	5.90
%ile	55.7	63.0	58.1	51.3	52.3	56.0	56.6	61.4	58.3	63.4	64.1	55.1	58.5	58.4	60.9
Clay															
GDPL	4.91	5.41	5.72	4.87	5.59	4.98	5.30	5.51	5.24	5.26	5.33	4.93	4.84	4.91	5.19
%ile	41.0	49.5	53.1	37.0	51.8	41.9	47.6	51.7	45.9	44.4	48.8	37.7	36.5	37.5	45.1
Crestview															
GDPL	6.10	6.43	6.03	5.74	6.12	6.10	6.02	6.34	6.22	6.17	6.24	5.78	5.77	5.80	6.12
%ile	64.1	68.3	59.2	53.5	60.2	60.8	61.4	67.5	64.8	64.1	69.0	57.3	59.9	61.1	66.9
Gage															
GDPL	5.98	6.18	5.76	6.15	6.03	5.60	5.90	6.43	6.10	5.92	6.15	5.76	5.66	5.74	5.99
%ile	62.8	63.9	54.3	59.4	57.8	52.2	58.4	67.3	61.7	58.1	64.9	56.1	55.2	57.8	63.1
Grant															
GDPL	4.37	4.65	4.34	4.00	4.47	3.96	4.21	4.75	4.53	4.71	4.66	4.58	3.93	4.27	4.43
%ile	30.0	34.1	28.0	24.1	30.2	25.1	24.7	35.0	31.3	32.4	32.7	30.6	18.3	22.1	26.2

IOWA TESTS OF BASIC SKILLS

GRADE 5

ADMINISTERED 1-27-75

EXPECTED GRADE PLACEMENT 5.50

SCHOOL	Vocab.	Comp.	Spelli.	Capit.	Punct.	Usage	Test L Lang.	Map	Graphs	Knowl. Ref.	Total Test W.	Math Conc.	Math Prob.	Total Test M.	Composite V, R, W, M.
Highland Park Central															
GDPL	4.98	5.15	4.88	4.71	4.71	4.56	4.73	5.06	4.84	5.05	4.98	4.80	4.72	4.79	4.93
%ile	41.3	43.8	37.9	34.0	37.5	35.2	35.0	41.2	38.5	40.3	39.4	34.3	33.8	34.0	38.0
Highland Park North															
GDPL	4.64	4.91	4.99	4.64	4.89	4.59	4.79	4.88	4.66	5.05	4.86	4.67	4.80	4.76	4.79
%ile	36.8	41.5	41.7	35.6	40.1	35.8	37.7	39.7	37.0	41.1	40.0	33.6	38.3	35.8	37.1
Highland Park South															
GDPL	5.16	5.61	5.62	5.82	5.67	5.28	5.60	5.88	5.50	5.59	5.65	5.57	5.40	5.51	5.51
%ile	44.5	53.1	51.9	54.5	52.7	47.2	53.4	60.6	50.8	51.7	56.7	52.1	50.0	53.2	52.6
Hudson															
GDPL	5.39	5.48	5.41	5.25	5.18	5.06	5.25	5.79	5.65	5.58	5.67	5.55	4.84	5.21	5.40
%ile	50.6	49.8	48.5	45.3	43.5	43.0	45.9	55.0	53.1	51.3	54.6	50.6	38.5	44.6	49.2
Lafayette															
GDPL	4.23	4.07	4.49	4.17	4.00	4.08	4.20	4.31	3.87	4.64	4.28	4.25	4.22	4.26	4.20
%ile	27.1	21.5	31.6	25.5	22.7	27.1	24.3	25.1	20.2	29.7	21.4	23.2	24.9	22.4	20.2
Linn															
GDPL	5.65	5.82	5.59	5.53	5.88	5.67	5.68	5.95	5.94	5.89	5.92	6.04	5.71	5.90	5.80
%ile	56.2	56.5	50.8	50.0	56.0	53.8	54.1	59.4	58.2	58.6	61.1	60.6	56.0	60.2	58.7
Lowman Hill															
GDPL	5.12	5.25	5.13	5.02	5.29	4.75	5.06	5.38	5.00	5.18	5.19	4.69	4.84	4.78	5.07
%ile	44.2	46.1	43.4	40.3	46.0	38.4	42.5	48.4	41.5	43.3	45.7	32.3	37.3	34.8	42.6
Lundgren															
GDPL	4.67	5.09	4.54	4.88	4.83	4.63	4.72	4.86	4.91	4.87	4.89	4.62	4.54	4.60	4.80
%ile	36.5	42.0	32.3	38.2	37.1	35.9	34.8	37.5	38.0	35.5	36.5	30.7	30.3	29.7	35.0
McCarter															
GDPL	5.88	6.23	5.74	5.80	5.84	5.97	5.85	6.25	6.01	6.19	6.15	5.90	5.88	5.91	6.01
%ile	59.0	64.2	53.8	53.8	55.5	58.3	57.5	66.4	59.7	63.8	66.0	58.2	61.3	62.1	63.2
McClure															
GDPL	6.13	6.53	6.18	6.27	6.49	6.62	6.40	6.56	6.30	6.14	6.33	6.02	5.83	5.95	6.27
%ile	65.2	70.0	60.6	62.0	66.6	70.0	68.3	71.4	65.5	63.6	69.5	59.7	59.3	61.5	68.9

IOWA TESTS OF BASIC SKILLS

GRADE 5

ADMINISTERED 1-27-75

EXPECTED GRADE PLACEMENT 5.50

SCHOOL	Vocab.	Comp.	Spell.	Capit.	Punct.	Usage	Test 1 Lang.	Map	Graphs	Knowl. Ref.	Total Test W.	Math Conc.	Math Prob.	Total Test M.	Composite V, R, W, M.
McEachron															
GDPL	6.26	6.28	5.92	5.86	6.34	6.06	6.06	6.00	6.02	6.15	6.06	5.94	5.66	5.83	6.10
%ile	66.0	65.2	57.2	56.2	64.4	60.7	62.0	60.2	60.7	63.2	63.9	59.7	56.2	60.4	65.5
Monroe															
GDPL	3.82	4.23	4.17	4.41	4.48	3.35	4.11	4.21	3.97	4.79	4.32	4.59	4.42	4.54	4.21
%ile	21.4	25.1	27.3	30.8	31.2	15.5	22.0	24.8	22.1	33.5	23.8	29.9	27.8	27.5	19.9
Parkdale															
GDPL	4.00	3.86	4.00	3.44	4.18	3.52	3.80	4.14	3.89	3.96	4.00	3.87	3.94	3.93	3.92
%ile	24.3	18.6	25.4	13.7	29.8	19.6	18.9	24.2	18.7	19.2	15.8	15.0	17.9	13.0	14.6
Polk															
GDPL	4.45	4.94	4.80	5.15	5.20	4.88	5.03	4.93	4.53	4.82	4.76	4.77	4.64	4.73	4.79
%ile	31.5	39.1	36.9	43.8	44.4	40.0	41.3	39.9	32.2	37.8	35.0	35.0	34.6	35.1	35.8
Potwin															
GDPL	5.58	6.16	6.12	5.41	5.75	5.53	5.72	5.97	5.40	5.72	5.70	5.50	5.12	5.34	5.70
%ile	54.5	63.5	60.5	47.7	52.6	51.4	54.8	58.8	48.9	54.8	56.8	49.7	44.1	49.0	56.3
Quincy															
GDPL	4.79	5.43	5.21	5.21	5.51	4.67	5.16	5.36	5.64	5.49	5.50	5.20	5.14	5.20	5.22
%ile	38.0	50.3	43.9	44.3	49.2	36.9	44.0	47.5	52.8	50.4	52.2	44.0	43.5	44.9	45.9
Quinton Heights															
GDPL	5.03	5.46	5.09	5.09	5.51	4.98	5.19	5.73	5.03	5.60	5.45	5.56	4.84	5.23	5.28
%ile	43.3	49.1	42.6	41.7	49.7	41.8	44.8	55.5	42.3	52.4	50.9	52.4	39.7	45.8	47.0
Randolph															
GDPL	6.45	6.83	6.79	7.10	7.16	6.64	6.94	6.81	6.68	6.67	6.73	6.66	6.56	6.63	6.72
%ile	69.7	74.9	71.9	75.8	79.1	70.3	78.3	75.8	73.0	73.3	78.0	73.7	76.0	78.0	78.2
Rice															
GDPL	4.30	4.76	4.70	3.94	4.43	4.15	4.31	5.32	4.74	4.94	5.00	4.89	4.41	4.67	4.62
%ile	29.9	36.6	37.4	22.0	31.2	27.7	27.0	46.6	35.6	38.4	38.8	37.3	27.9	31.1	30.8
Sheldon															
GDPL	6.15	6.33	5.67	6.10	6.12	6.55	6.13	6.40	6.25	6.01	6.22	6.07	5.65	5.89	6.14
%ile	66.7	67.5	51.8	60.0	60.7	68.8	63.4	70.2	66.4	61.6	69.3	63.2	56.0	62.7	67.9

IOWA TESTS OF BASIC SKILLS

GRADE 5

ADMINISTERED 1-27-75

EXPECTED GRADE PLACEMENT 5.50

SCHOOL	Vocab.	Comp.	Spell.	Capit.	Punct.	Usage	Test L Lang.	Map	Graphs	Knowl. Ref.	Total Test W.	Math Conc.	Math Prob.	Total Test M.	Composite V, R, W, M.
State Street															
GDPL	4.56	5.31	5.33	5.93	6.28	4.99	5.65	5.65	5.30	5.45	5.47	4.84	5.30	5.09	5.22
%ile	33.4	47.5	46.1	56.8	64.0	41.5	55.1	54.5	47.5	50.0	53.2	35.5	48.1	43.0	46.4
Stout															
GDPL	6.43	6.37	6.08	5.62	5.94	6.18	5.97	6.22	6.22	6.41	6.28	6.29	5.50	5.92	6.19
%ile	70.2	68.5	59.1	50.4	58.2	62.3	60.2	64.4	65.4	67.7	69.0	67.8	55.8	63.8	68.3
Sumner															
GDPL	4.65	4.92	4.56	4.79	5.00	4.30	4.67	5.33	4.82	5.25	5.13	4.73	4.72	4.75	4.84
%ile	34.1	37.0	32.7	35.9	40.2	30.9	33.7	45.7	37.5	43.3	41.8	32.3	35.1	33.7	34.6
Whitson															
GDPL	6.08	6.17	5.80	5.58	5.93	6.00	5.84	5.79	6.12	6.03	5.98	5.82	5.57	5.72	5.95
%ile	63.8	63.5	55.0	50.9	57.3	59.3	57.9	58.2	62.0	61.4	63.2	57.3	53.5	57.8	62.7
Topeka Public Schools															
GDPL	5.41	5.68	5.47	5.45	5.63	5.37	5.49	5.74	5.55	5.66	5.65	5.45	5.29	5.40	5.53
%ile	50.4	53.9	49.1	48.1	52.1	48.7	50.7	55.3	51.5	52.9	54.8	48.8	47.9	49.5	52.3

IOWA TESTS OF BASIC SKILLS

GRADE 6

ADMINISTERED 1-6-75

EXPECTED GRADE PLACEMENT 6.40

SCHOOL	Vocab.	Comp.	Spell.	Capit.	Punct.	Usage	Test I Lang.	Map	Graphs	Knowl. Ref.	Total Test W.	Math Conc.	Math Prob.	Total Test M.	Composite V, R, W, M.
Avondale East	5.36	5.90	6.04	5.66	6.17	4.72	5.67	5.82	5.67	5.92	5.80	5.55	5.79	5.70	5.69
GDPL	32.2	39.5	44.2	36.0	45.4	26.0	36.4	39.2	37.7	39.5	38.2	31.5	38.5	35.0	35.2
Avondale Southwest	7.00	6.82	6.85	6.67	6.75	6.56	6.72	7.23	6.43	7.02	6.90	6.20	6.40	6.33	6.75
GDPL	61.5	57.4	56.7	51.9	54.8	51.9	56.1	63.5	52.0	59.8	60.7	45.6	52.1	50.5	58.5
Avondale West	7.17	7.28	7.19	7.00	7.30	7.18	7.19	7.15	6.86	7.34	7.12	7.08	6.65	6.89	7.13
GDPL	65.3	64.9	61.6	57.3	62.6	61.4	63.3	63.5	58.7	64.5	64.2	61.0	56.2	60.3	65.5
Belvoir	4.92	5.32	5.34	5.36	5.42	4.88	5.26	5.33	5.02	5.35	5.23	5.04	4.80	4.94	5.13
GDPL	25.6	28.0	33.7	31.3	36.5	27.1	30.0	31.3	26.9	29.4	26.9	20.7	20.7	18.8	23.5
Bishop	6.97	7.04	7.01	6.95	6.98	7.10	7.02	7.12	6.99	7.22	7.11	6.56	6.42	6.52	6.93
GDPL	60.7	61.2	58.8	56.8	58.0	60.5	61.4	63.0	61.1	63.2	65.3	53.1	51.9	54.0	62.5
Central Park	6.26	6.01	6.21	6.36	6.33	6.17	6.28	5.99	5.84	6.21	6.01	5.98	5.73	5.88	6.08
GDPL	48.2	41.5	46.5	47.2	48.3	46.1	48.0	44.4	40.7	44.8	42.5	39.1	37.5	38.8	43.7
Clay	6.23	5.68	6.21	5.68	6.42	5.36	5.93	6.17	6.43	6.26	6.28	5.77	6.16	5.99	6.02
GDPL	47.5	35.9	47.2	38.2	49.5	33.9	42.4	44.3	50.6	45.0	48.0	35.7	46.3	41.9	42.6
Crestview	6.83	7.13	6.69	6.36	7.21	6.65	6.74	7.43	6.84	6.97	7.09	6.88	6.55	6.75	6.91
GDPL	59.0	62.1	53.5	47.8	61.3	53.3	56.0	67.7	57.6	58.0	64.3	58.7	52.8	57.5	61.1
Gage	7.20	7.39	7.29	7.65	7.83	7.13	7.49	7.03	7.32	7.38	7.25	7.10	6.59	6.87	7.23
GDPL	64.9	66.8	63.3	67.2	70.9	60.7	68.9	62.4	66.2	66.8	68.7	63.8	55.3	61.9	68.3
Grant	5.21	5.72	5.24	4.59	4.88	4.59	4.84	5.22	4.79	5.09	5.04	5.30	5.09	5.23	5.21
GDPL	29.3	34.5	29.9	20.0	26.1	22.7	20.9	30.2	22.0	23.5	22.2	24.1	24.2	22.7	23.6

IOWA TESTS OF BASIC SKILLS

GRADE 6

ADMINISTERED 1-6-75

EXPECTED GRADE PLACEMENT 6.40

SCHOOL	Vocab.	Comp.	Spell.	Capit.	Punct.	Usage	Test L Lang.	Map	Graphs	Knowl. Kcf.	Total Test W.	Math Conc.	Math Prob.	Total Test M.	Composite V, R, W, M.
Highland Park Central GDPL Zile	5.68 37.2	6.05 41.9	5.82 40.2	5.36 31.5	5.60 38.4	5.28 32.6	5.53 34.6	5.86 40.3	5.40 32.6	5.79 36.1	5.69 35.4	5.50 29.8	5.84 38.6	5.69 34.6	5.72 35.8
Highland Park North GDPL Zile	5.51 34.4	5.77 35.3	6.00 42.4	5.49 32.7	5.87 41.5	5.10 30.3	5.63 35.6	5.67 37.1	5.56 35.0	5.85 36.9	5.70 35.9	5.54 31.3	5.68 34.6	5.64 33.2	5.65 33.6
Highland Park South GDPL Zile	6.27 47.8	6.45 49.4	6.79 55.1	6.32 46.3	6.90 56.8	5.60 37.9	6.41 49.9	6.49 51.9	6.08 44.3	6.50 49.6	6.36 50.1	6.40 48.4	5.74 38.0	6.10 44.4	6.32 49.0
Hudson GDPL Zile	6.29 47.5	6.27 46.0	6.53 51.6	6.00 40.8	6.03 43.6	5.66 38.4	6.07 44.0	6.24 46.8	5.98 42.4	6.35 46.8	6.19 45.5	6.12 41.9	5.87 40.6	6.02 41.4	6.17 45.0
Lafayette GDPL Zile	4.74 22.4	5.29 27.4	5.32 33.4	4.78 23.6	4.94 27.7	4.79 25.6	4.98 25.0	5.10 26.6	5.00 24.4	5.38 29.0	5.15 23.8	5.01 20.5	5.02 23.0	5.04 20.2	5.04 21.4
Linn GDPL Zile	6.74 55.9	7.10 62.1	7.02 58.4	6.24 44.6	6.99 58.3	6.44 50.3	6.69 55.1	7.02 59.3	7.02 59.3	6.95 57.9	7.00 61.3	6.83 56.5	6.48 51.1	6.69 55.3	6.84 58.8
Lowman Hill GDPL Zile	6.12 44.7	6.20 44.3	6.38 49.5	5.48 32.8	5.93 42.2	5.79 40.1	5.91 41.1	6.27 47.3	5.56 35.0	6.01 41.0	5.95 41.2	5.36 26.1	5.65 34.7	5.53 29.8	5.95 40.6
Lundgren GDPL Zile	5.76 38.9	6.02 42.8	6.00 43.7	5.40 34.3	5.43 35.8	4.90 28.0	5.44 34.6	6.06 43.6	5.61 36.1	5.71 36.5	5.78 38.7	5.13 23.8	5.25 28.4	5.21 25.3	5.64 35.2
McCarter GDPL Zile	6.82 57.9	7.20 63.5	6.79 55.0	6.91 55.9	6.90 56.7	6.70 53.9	6.84 57.3	7.13 63.5	6.88 58.1	7.19 62.3	7.06 64.0	6.73 53.7	6.63 55.0	6.70 56.3	6.93 61.6
McClure GDPL Zile	7.11 63.0	7.20 63.7	7.02 58.0	7.26 61.0	7.70 68.7	7.08 59.7	7.27 64.8	7.23 64.6	7.04 60.2	7.01 59.0	7.10 63.4	6.89 57.0	6.76 57.1	6.85 58.8	7.10 64.4

IOWA TESTS OF BASIC SKILLS

GRADE 6

ADMINISTERED 1-6-75

EXPECTED GRADE PLACEMENT 6.40

SCHOOL	Vocab.	Comp.	Spell.	Capit.	Punct.	Usage	Test L Lang.	Map	Graphs	Knowl. Ref.	Total Test W.	Math Conc.	Math Prob.	Total Test M.	Composite V. R., W. M.
McEachron GDPL Zile	7.08 62.4	7.21 73.7	6.94 57.6	6.87 55.5	7.19 61.3	6.95 58.0	7.00 60.7	7.09 61.9	6.99 60.2	7.24 63.5	7.10 64.8	6.99 60.2	6.73 58.5	6.88 61.6	7.06 64.4
Monroe GDPL Zile	3.83 12.0	4.73 17.0	5.03 27.9	4.75 23.9	5.26 31.1	3.93 16.1	4.76 20.8	4.94 22.7	4.21 16.1	5.17 24.2	4.78 17.4	4.73 14.3	4.94 21.1	4.85 15.4	4.59 11.8
Parkdale GDPL Zile	4.11 14.2	4.99 20.1	4.93 26.8	4.69 21.3	5.06 28.7	4.28 17.6	4.75 20.1	4.48 17.6	4.12 11.7	5.08 23.3	4.55 10.9	4.18 6.90	4.32 12.10	4.28 06.4	4.53 09.9
Polk GDPL Zile	5.94 42.4	6.09 42.6	6.82 55.2	6.31 46.6	6.56 51.4	5.47 36.3	6.28 47.7	6.16 45.2	5.48 33.8	6.33 47.3	5.98 41.8	5.90 36.8	5.74 39.1	5.84 38.3	6.04 42.7
Potwin GDPL Zile	6.15 46.6	6.43 49.4	6.21 45.4	6.03 42.9	6.52 51.0	6.32 48.3	6.28 47.7	6.35 49.0	6.40 50.0	6.64 52.2	6.46 51.1	5.97 39.6	6.09 43.9	6.06 42.8	6.27 47.2
Quincy GDPL Zile	5.32 30.2	6.17 44.1	6.60 52.6	5.41 32.3	5.64 37.5	4.41 20.0	5.53 34.5	5.79 38.6	5.46 33.6	5.79 37.3	5.67 35.5	5.71 33.3	5.99 42.0	5.88 39.0	5.71 35.4
Quinton Heights GDPL Zile	5.96 43.8	6.19 45.4	6.30 48.4	5.93 41.5	6.11 45.5	5.66 38.3	6.01 43.6	6.08 44.4	5.87 41.5	6.07 42.1	6.01 43.3	6.01 41.5	5.99 42.3	6.03 42.8	6.04 43.9
Randolph GDPL Zile	7.35 67.5	7.41 65.8	7.00 58.6	6.96 56.3	7.45 64.7	7.06 59.8	7.12 62.4	6.98 60.4	7.35 65.3	7.29 64.4	7.21 66.4	7.24 64.2	7.01 62.1	7.15 65.8	7.25 67.2
Rice GDPL Zile	5.51 35.5	5.97 40.1	5.60 37.6	5.09 27.2	5.35 34.8	4.60 23.7	5.18 29.2	5.80 38.8	5.23 31.0	5.50 33.6	5.51 33.4	5.68 35.1	5.40 31.2	5.56 33.3	5.55 32.7
Sheldon GDPL Zile	7.27 66.0	7.66 72.3	7.58 66.7	7.21 59.8	7.60 66.6	7.08 59.7	7.38 66.5	7.45 69.5	7.34 66.1	7.67 70.7	7.49 72.2	7.56 70.2	7.08 64.5	7.34 69.0	7.42 70.9

IOWA TESTS OF BASIC SKILLS

GRADE 6

ADMINISTERED 1-6-75

EXPECTED GRADE PLACEMENT 6.40

SCHOOL	Vocab.	Comp.	Spell.	Capit.	Punct.	Usage	Test L Lang.	Map	Graphs	Knowl. Ref.	Total Test W.	Math Conc.	Math Prob.	Total Test M.	Composite V, R, W, M.
State Street															
GDPL	5.57	6.18	6.30	6.06	6.13	5.54	6.02	6.45	5.95	6.26	6.22	6.08	6.03	6.08	6.02
%ile	37.1	44.5	46.9	42.1	44.9	37.1	42.9	50.5	42.1	45.5	46.4	42.3	43.1	44.3	42.1
Stout															
GDPL	7.71	7.31	7.31	6.31	6.70	7.11	6.87	7.08	6.81	7.10	7.00	6.71	6.31	6.54	7.08
%ile	74.6	66.8	64.1	46.4	54.3	60.0	58.6	62.7	56.6	61.4	64.1	54.4	48.6	52.7	65.5
Sumner															
GDPL	5.23	5.57	5.39	4.77	5.10	5.01	5.08	5.76	5.93	5.68	5.79	5.59	5.37	5.50	5.44
%ile	30.4	33.4	35.0	23.1	31.6	28.6	27.6	38.3	41.8	34.7	38.2	32.3	31.8	31.3	30.3
Whitson															
GDPL	7.56	7.93	8.01	7.52	7.89	7.60	7.76	7.56	7.74	7.98	7.76	7.31	6.91	7.13	7.62
%ile	70.5	75.4	73.2	65.4	71.7	67.8	72.8	70.2	71.9	75.2	75.6	66.3	62.6	66.1	74.3
Topeka Public Schools															
GDPL	6.31	6.56	6.53	6.22	6.52	6.06	6.34	6.50	6.27	6.55	6.44	6.23	6.10	6.19	6.37
%ile	49.2	51.4	51.2	45.1	51.2	44.7	48.9	51.7	47.7	50.6	51.0	44.8	44.8	45.6	49.5

IOWA TESTS OF BASIC SKILLS

GRADE 3

ADMINISTERED 3-5-76

EXPECTED GRADE PLACEMENT 3.60

SCHOOL	Vocab.	Comp.	Spell.	Caplt.	Punct.	Usage	Test L Lang.	Map	Graphs	Knowl. Ref.	Total Test W.	Math Conc.	Math Prob.	Total Test M.	Composite V. R., W., M.
Avondale East GDPL %ile	3.25 39.0	3.32 39.1	3.59 42.7	3.11 33.4	3.07 32.7	3.38 41.3	3.29 35.6	3.36 40.8	3.31 40.3	3.25 37.1	3.31 38.8	3.14 30.8	3.31 39.6	3.25 35.3	3.28 36.0
Avondale Southwest GDPL %ile	4.06 59.6	4.28 59.8	4.44 62.6	4.05 56.0	4.02 53.9	4.21 58.3	4.20 60.3	4.24 62.6	4.01 55.8	3.89 55.4	4.04 59.7	3.70 47.8	3.94 57.7	3.85 55.2	4.08 60.1
Avondale West GDPL %ile	4.04 60.2	4.40 65.1	4.55 64.4	3.90 53.4	4.43 61.5	4.30 61.3	4.31 61.7	4.32 64.9	4.10 60.5	3.94 56.9	4.12 62.6	3.90 54.7	4.06 62.0	4.00 60.7	4.18 63.2
Belvoir GDPL %ile	2.92 29.6	2.80 25.1	3.11 32.5	2.55 20.2	3.01 30.8	2.46 21.2	2.80 21.5	2.75 23.2	2.76 25.5	2.73 21.0	2.75 19.0	2.69 16.5	2.58 20.5	2.66 15.8	2.78 19.1
Bishop GDPL %ile	4.26 66.0	4.58 69.3	4.48 64.0	4.60 67.1	4.59 64.5	4.74 69.0	4.61 68.7	4.47 68.5	4.40 67.5	4.29 65.8	4.39 70.3	3.92 55.5	4.09 62.7	4.03 61.5	4.37 69.3
Central Park GDPL %ile	3.49 44.6	3.42 42.5	3.51 41.8	3.29 38.6	3.43 39.7	3.40 40.7	3.42 38.9	3.46 42.9	2.93 30.8	3.36 40.6	3.26 36.6	2.96 24.6	3.11 36.6	3.05 30.3	3.33 37.7
Crestview GDPL %ile	3.95 57.7	4.21 61.1	4.10 56.2	4.07 56.5	4.31 59.9	4.26 59.9	4.19 60.8	4.00 58.2	4.00 56.3	3.82 52.7	3.94 57.7	3.77 50.0	3.82 55.5	3.81 53.5	4.02 59.5
Gage GDPL %ile	4.46 69.8	4.64 71.3	4.90 72.4	4.84 72.6	5.00 74.4	4.55 65.5	4.84 75.0	4.31 66.8	4.37 66.9	4.08 61.9	4.26 68.5	3.96 56.6	4.16 65.5	4.09 63.7	4.45 72.0
Grant GDPL %ile	3.05 33.5	3.19 35.4	3.87 50.0	3.49 43.6	3.60 43.9	3.08 34.6	3.51 41.1	3.41 40.6	2.96 33.6	3.08 30.7	3.15 33.4	2.94 25.7	3.06 32.8	3.02 28.9	3.19 33.2
Highland Park Central GDPL %ile	3.55 47.0	3.57 44.8	4.03 55.0	3.75 48.2	3.58 43.5	3.20 39.0	3.65 45.2	3.46 41.9	3.50 44.3	3.61 47.0	3.52 43.6	3.10 28.5	3.11 35.9	3.13 32.0	3.48 41.9

IOWA TESTS OF BASIC SKILLS

GRADE 3

ADMINISTERED 3-8-76

EXPECTED GRADE PLACEMENT 3.60

SCHOOL	Vocab.	Comp.	Spell.	Capit.	Punct.	Usage	Test L Lang.	Map	Graphs	Knowl. Ref.	Total Test W.	Math Conc.	Math Prob.	Total Test N.	Composite V. R. W. M.
Highland Park North GDPL %ile	3.65 49.0	3.66 46.8	4.26 59.3	4.29 60.1	4.17 57.5	3.70 47.6	4.12 57.4	3.74 48.6	3.70 49.8	3.79 51.3	3.74 50.7	3.66 46.7	3.23 37.4	3.48 42.8	3.73 49.3
Highland Park South GDPL %ile	4.05 60.2	4.23 61.2	4.29 59.1	4.23 59.9	4.18 57.8	4.43 63.1	4.30 62.5	3.98 56.0	3.80 53.1	4.01 58.6	3.92 57.3	3.63 44.9	3.95 56.4	3.81 52.6	4.07 60.9
Hudson GDPL %ile	3.70 51.6	3.74 49.6	3.91 51.4	3.44 42.4	3.92 51.7	4.03 54.8	3.84 50.7	3.52 44.7	3.55 45.4	3.51 44.6	3.53 44.1	3.54 41.5	3.66 48.6	3.62 45.4	3.69 48.2
Lafayette GDPL %ile	3.09 35.4	3.34 39.8	3.50 42.0	3.14 33.8	3.22 34.6	3.13 35.7	3.25 34.6	3.37 39.8	2.97 31.5	3.44 41.7	3.26 36.0	2.87 21.8	2.98 29.9	2.95 25.2	3.17 32.8
Linn GDPL %ile	3.83 54.9	3.86 52.7	4.70 67.6	3.70 47.3	4.00 52.3	3.88 51.7	4.08 56.0	3.93 56.0	3.82 52.3	3.66 48.5	3.80 53.2	3.57 43.8	3.59 48.0	3.60 47.0	3.83 52.9
Lowman Hill GDPL %ile	3.59 48.5	3.73 49.4	4.25 59.1	3.47 42.2	3.91 50.9	3.70 47.9	3.85 50.9	3.71 48.6	3.49 43.9	3.78 51.5	3.66 48.1	3.47 41.4	3.52 45.7	3.52 44.6	3.66 48.3
Lundgren GDPL %ile	3.78 52.5	3.93 53.7	4.08 54.5	3.61 45.1	3.87 50.6	3.90 52.4	3.88 51.9	4.15 58.6	3.81 52.5	3.77 51.7	3.91 56.0	3.55 43.1	3.70 50.5	3.65 48.6	3.83 52.8
McCarter GDPL %ile	3.90 56.3	4.02 56.1	4.24 58.8	3.90 52.4	3.88 50.4	3.98 53.7	4.02 54.9	3.85 52.4	3.76 51.2	3.71 50.0	3.77 51.8	3.45 40.1	3.47 45.2	3.49 42.6	3.84 53.3
McClure GDPL %ile	4.14 62.4	4.38 64.6	4.49 65.2	4.59 67.8	4.57 65.3	4.56 65.1	4.57 68.6	4.38 66.6	4.31 65.7	4.00 59.5	4.23 67.0	3.84 52.5	4.07 61.9	3.98 59.6	4.26 66.6
McEachron GDPL %ile	4.40 68.1	4.61 70.1	4.78 70.7	4.53 66.5	4.57 66.2	4.87 71.8	4.70 72.6	4.29 64.0	4.33 65.9	4.19 63.8	4.27 67.1	3.87 53.0	4.32 67.7	4.12 63.4	4.42 70.7

IOWA TESTS OF BASIC SKILLS

GRADE 3

ADMINISTERED 3-9-76

EXPECTED GRADE PLACEMENT 3.60

SCHOOL	Vocab.	Comp.	Spell.	Capit.	Punct.	Usage	Test 1 Lang.	Map	Graphs	Knowl. Ref.	Total Test W.	Math Conc.	Math Prob.	Total Test M.	Composite V, R, W, M.
Parkdale GDPL %ile	2.29 23.4	2.72 26.8	2.32 21.8	2.72 26.5	2.57 22.4	2.48 22.2	2.53 18.8	2.29 16.0	2.74 25.3	2.75 25.3	2.60 19.1	2.47 10.8	2.53 19.9	2.53 14.4	2.53 17.8
Polk GDPL %ile	3.24 38.8	3.31 38.7	3.67 45.4	2.90 28.5	3.08 31.9	3.38 40.4	3.27 34.5	3.42 41.1	3.10 34.8	3.29 36.8	3.27 35.8	2.74 17.0	3.03 30.8	2.91 23.2	3.19 32.7
Potwin GDPL %ile	4.07 60.5	3.95 53.4	4.43 63.2	3.78 49.8	4.05 55.0	4.25 58.6	4.14 58.7	4.06 57.8	3.81 51.7	3.78 52.3	3.89 55.6	3.77 49.9	3.91 58.2	3.86 56.1	3.97 57.6
Quincy GDPL %ile	3.39 42.2	3.55 44.2	3.63 44.2	3.02 31.2	3.28 36.7	3.36 41.3	3.33 36.3	3.49 42.6	3.09 33.0	3.25 35.5	3.27 35.7	3.17 32.0	3.21 38.0	3.21 34.5	3.35 37.5
Quinton Heights GDPL %ile	3.29 40.3	3.64 46.6	3.82 49.6	3.85 49.9	4.11 55.1	3.89 51.9	3.94 52.7	3.49 42.8	3.29 39.1	3.57 45.6	3.45 41.3	3.20 31.9	3.26 40.9	3.25 37.2	3.51 42.3
Randolph GDPL %ile	4.54 72.3	4.72 71.7	4.74 69.1	4.42 62.9	4.88 72.0	4.94 72.3	4.75 72.1	4.82 76.5	4.29 64.3	4.22 62.7	4.45 71.6	4.21 64.5	4.23 66.2	4.25 68.4	4.53 73.0
Rice GDPL %ile	3.02 35.1	3.23 36.6	2.91 31.8	2.31 18.0	2.79 24.8	2.58 24.3	2.66 18.2	3.11 34.2	2.68 26.0	3.10 33.0	2.98 29.4	2.82 22.3	2.79 27.0	2.84 24.7	2.93 26.9
Sheldon GDPL %ile	3.87 55.3	3.84 52.8	4.30 61.4	3.60 46.4	3.58 43.8	4.40 62.0	3.99 55.4	3.71 49.1	3.33 41.3	3.27 36.8	3.43 41.6	3.22 34.3	3.27 38.8	3.27 36.7	3.68 49.4
State Street GDPL %ile	3.49 44.8	3.76 50.3	3.90 52.4	3.81 49.8	3.67 46.6	3.51 44.2	3.73 47.9	3.62 47.1	3.77 52.0	3.68 48.1	3.69 50.0	3.34 35.9	3.59 48.2	3.49 43.4	3.63 47.3
Stout GDPL %ile	4.43 69.3	4.36 64.7	4.51 63.9	4.40 63.9	4.40 63.6	4.83 70.4	4.54 68.2	4.01 56.8	3.92 53.4	3.93 54.7	3.96 56.7	3.55 43.0	3.66 49.4	3.62 47.0	4.17 63.0

IOWA TESTS OF BASIC SKILLS

GRADE 3

ADMINISTERED 3-8-76

EXPECTED GRADE PLACEMENT 3.60

SCHOOL	Vocab.	Comp.	Spell.	Capit.	Punct.	Usage	Test L Lang.	Map	Graphs	Knowl. Ref.	Total Test W.	Math Conc.	Math Prob.	Total Test M.	Composite V, R, W, M.
Summer															
GDPL	3.83	4.05	4.11	3.64	3.53	4.17	3.88	3.79	3.83	3.56	3.72	3.42	3.98	3.72	3.85
Zile	53.7	58.1	55.9	45.8	44.6	58.8	52.7	51.1	52.7	46.7	51.3	38.6	59.9	51.4	54.8
Whitson															
GDPL	4.65	4.85	4.80	4.58	5.15	4.93	4.88	4.64	4.38	4.56	4.52	3.94	4.10	4.05	4.59
Zile	73.4	73.9	71.0	67.3	76.0	72.5	75.2	72.1	65.6	72.8	73.0	55.6	61.2	60.5	73.8
Topeka Public Schools															
GDPL	3.81	3.97	4.16	3.86	3.99	4.00	4.01	3.88	3.74	3.74	3.79	3.50	3.63	3.59	3.83
Zile	53.8	54.8	56.9	51.1	52.7	54.1	54.6	53.4	50.6	50.7	52.3	41.6	49.4	46.6	53.0

IOWA TESTS OF BASIC SKILLS

GRADE 4

ADMINISTERED 2-16-76

EXPECTED GRADE PLACEMENT 4.50

SCHOOL	Vocab.	Comp.	Spell.	Capit.	Punct.	Usage	Test L Lang.	Map	Graphs	Knowl. Ref.	Total Test W.	Math Conc.	Math Prob.	Total Test M.	Composite V. R. W. M.
Avondale East															
GDPL	3.96	3.73	3.95	3.56	3.92	3.61	3.78	4.13	3.83	3.76	3.90	3.88	3.66	3.80	3.83
%ile	40.1	33.5	37.3	29.5	37.4	33.5	33.1	41.7	36.0	33.0	35.1	33.1	32.0	32.5	33.1
Avondale Southwest															
GDPL	4.86	5.23	5.20	5.26	5.82	5.21	5.38	5.16	5.04	5.18	5.13	4.65	4.77	4.74	5.06
%ile	61.0	67.0	61.9	64.6	75.0	64.0	70.0	67.6	61.3	69.9	70.4	53.4	61.5	60.4	67.8
Avondale West															
GDPL	5.86	5.63	5.54	5.35	6.09	5.72	5.69	5.60	5.68	5.49	5.59	5.50	5.24	5.40	5.63
%ile	80.3	74.1	69.4	65.3	77.6	72.7	74.8	73.9	74.5	74.3	77.7	73.9	72.8	76.1	78.7
Belvoir															
GDPL	3.37	3.58	3.76	3.53	3.72	3.47	3.64	3.77	3.58	3.83	3.73	3.65	3.48	3.60	3.58
%ile	26.6	31.1	34.1	28.9	32.9	31.4	30.6	32.9	31.7	34.0	32.2	27.3	28.1	26.7	27.2
Bishop															
GDPL	5.40	5.39	5.33	4.97	5.33	5.69	5.34	5.80	5.66	5.46	5.64	5.25	5.14	5.22	5.40
%ile	72.3	70.4	65.5	58.1	65.1	72.5	69.0	77.8	74.0	73.9	78.8	68.7	71.5	73.0	75.0
Central Park															
GDPL	4.26	4.51	4.85	4.43	4.95	4.31	4.64	4.63	4.57	4.65	4.62	4.37	4.49	4.46	4.49
%ile	47.4	51.7	55.5	47.3	57.6	46.5	53.5	54.0	51.1	55.5	55.5	46.3	54.1	52.4	52.0
Crestview															
GDPL	5.30	5.68	5.38	5.60	5.96	5.60	5.66	5.86	5.66	5.53	5.69	5.34	5.23	5.31	5.53
%ile	70.1	76.2	66.1	70.5	76.5	70.9	75.2	80.4	74.0	76.6	81.9	70.7	73.1	74.4	78.1
Gage															
GDPL	4.96	5.17	5.47	5.44	5.51	5.06	5.38	5.40	5.23	5.25	5.30	4.78	4.27	4.55	5.07
%ile	61.2	64.1	68.0	66.1	68.7	61.0	69.1	70.7	66.3	67.8	71.7	56.3	46.8	52.9	65.9
Grant															
GDPL	3.83	3.55	3.98	3.79	4.79	3.95	4.13	3.71	3.90	4.31	3.98	3.78	3.90	3.87	3.89
%ile	36.2	30.3	38.3	33.6	55.9	39.9	43.2	32.3	37.3	46.2	38.7	31.0	37.9	34.8	35.8
Highland Park Central															
GDPL	4.18	4.22	4.48	4.32	4.31	4.25	4.35	4.46	4.11	4.15	4.24	3.96	4.01	4.01	4.20
%ile	44.4	45.2	49.5	45.5	44.8	45.6	47.2	50.8	41.4	42.1	45.9	34.6	40.3	38.5	44.7

IOWA TESTS OF BASIC SKILLS

GRADE 6

ADMINISTERED 1-8-73

EXPECTED GRADE PLACEMENT 6.40

SCHOOL	Vocab.	Comp.	Spell.	Capit.	Punct.	Usage	Test L Lang.	Map	Graphs	Knowl. Ref.	Total Test W.	Math Conc.	Math Prob.	Total Test M.	Composite V, R, W, M.
Highland Park Central GDPL %ile	6.30 48.2	6.17 43.8	6.16 46.3	5.96 40.7	6.24 47.1	5.85 40.9	6.06 43.8	6.25 46.5	5.95 41.5	6.20 43.9	6.13 44.5	5.77 34.6	5.97 40.3	5.89 38.3	6.11 44.1
Highland Park North GDPL %ile	5.90 41.7	6.05 42.2	6.31 47.6	5.77 38.1	6.38 49.3	5.66 38.7	6.04 44.2	6.06 44.2	5.88 41.1	6.07 41.8	6.01 42.6	5.86 37.2	5.74 37.8	5.83 38.0	5.97 41.8
Highland Park South GDPL %ile	6.37 50.1	6.38 48.5	6.61 52.5	6.47 49.1	6.30 47.7	6.01 43.9	6.36 49.6	6.67 54.7	6.45 51.3	6.39 48.2	6.51 52.6	6.56 51.7	6.23 46.7	6.42 51.0	6.41 50.9
Hudson GDPL %ile	5.43 34.5	5.85 40.3	5.89 41.9	5.60 37.5	5.64 39.5	5.06 31.3	5.56 36.7	5.79 40.1	5.42 34.3	5.75 39.1	5.66 37.2	5.65 34.7	5.72 38.4	5.71 36.9	5.64 35.7
Lafayette GDPL %ile	5.28 31.1	5.62 34.0	5.71 39.7	5.55 35.4	5.67 38.9	4.85 26.4	5.45 33.7	5.98 41.5	5.43 33.1	5.69 34.0	5.70 35.1	5.18 24.3	5.78 39.7	5.51 31.8	5.51 31.2
Linn GDPL %ile	6.64 54.3	6.56 52.0	6.64 52.7	6.57 50.8	7.08 59.4	6.56 52.1	6.73 56.1	6.42 50.6	6.33 48.7	6.68 53.3	6.48 52.5	6.27 46.0	6.23 46.7	6.27 47.7	6.54 53.9
Lowman Hill GDPL %ile	5.70 38.6	6.00 40.6	6.00 43.2	5.54 35.1	6.22 46.3	5.45 36.1	5.81 39.5	5.97 41.7	5.55 35.4	5.83 38.5	5.78 37.4	5.83 38.5	5.57 34.7	5.72 37.0	5.80 37.8
Lundgren GDPL %ile	5.96 42.7	6.16 43.2	6.58 52.7	5.75 38.4	6.22 46.0	5.38 34.6	6.00 42.9	6.11 44.8	5.48 33.8	6.29 45.5	5.96 41.5	5.86 36.7	5.98 41.7	5.95 40.5	6.01 41.8
McCarter GDPL %ile	7.37 67.5	7.40 67.4	7.23 61.9	7.14 59.5	7.45 65.2	7.31 63.1	7.29 65.3	7.33 66.8	7.31 65.5	7.49 67.5	7.37 69.5	7.48 70.3	7.00 62.8	7.26 68.6	7.33 69.4
McClure GDPL %ile	6.92 59.3	7.13 62.0	7.22 62.1	8.09 73.4	8.20 75.4	7.32 63.5	7.72 71.4	7.38 66.5	7.03 61.0	6.98 59.5	7.13 64.3	7.24 64.5	6.94 61.2	7.11 64.7	7.20 66.3

IOWA TESTS OF BASIC SKILLS

GRADE 6

ADMINISTERED 1-8-73

EXPECTED GRADE PLACEMENT 6.40

SCHOOL	Vocab.	Comp.	Spell.	Capit.	Punct.	Usage	Test L Lang.	Map	Graphs	Knowl. Ref.	Total Test W.	Math Conc.	Math Prob.	Total Test M.	Composite V, R, W, M.
Highland Park Central GDPL Zile	6.30 48.2	6.17 43.8	6.16 46.3	5.96 40.7	6.24 47.1	5.85 40.9	6.06 43.8	6.25 46.5	5.95 41.5	6.20 43.9	6.13 44.5	5.77 34.6	5.97 40.3	5.89 38.3	6.11 44.1
Highland Park North GDPL Zile	5.90 41.7	6.05 42.2	6.31 47.6	5.77 38.1	6.38 49.3	5.66 38.7	6.04 44.2	6.06 44.2	5.88 41.1	6.07 41.8	6.01 42.6	5.86 37.2	5.74 37.8	5.83 38.0	5.97 41.8
Highland Park South GDPL Zile	6.37 50.1	6.38 48.5	6.61 52.5	6.47 49.1	6.30 47.7	6.01 43.9	6.36 49.6	6.67 54.7	6.45 51.3	6.39 48.2	6.51 52.6	6.56 51.7	6.23 46.7	6.42 51.0	6.41 50.9
Hudson GDPL Zile	5.43 34.5	5.85 40.3	5.89 41.9	5.60 37.5	5.64 39.5	5.06 31.3	5.56 36.7	5.79 40.1	5.42 34.3	5.75 39.1	5.66 37.2	5.65 34.7	5.72 38.4	5.71 36.9	5.64 35.7
Lafayette GDPL Zile	5.28 31.1	5.62 34.0	5.71 39.7	5.55 35.4	5.67 38.9	4.85 26.4	5.45 33.7	5.98 41.5	5.43 33.1	5.69 34.0	5.70 35.1	5.18 24.3	5.78 39.7	5.51 31.8	5.51 31.2
Linn GDPL Zile	6.64 54.3	6.56 52.0	6.64 52.7	6.57 50.8	7.08 59.4	6.56 52.1	6.73 56.1	6.42 50.6	6.33 48.7	6.68 53.3	6.48 52.5	6.27 46.0	6.23 46.7	6.27 47.7	6.54 53.9
Lowman Hill GDPL Zile	5.70 38.6	6.00 40.6	6.00 43.2	5.54 35.1	6.22 46.3	5.45 36.1	5.81 39.5	5.97 41.7	5.55 35.4	5.83 38.5	5.78 37.4	5.83 38.5	5.57 34.7	5.72 37.0	5.80 37.8
Lundgren GDPL Zile	5.96 42.7	6.16 43.2	6.58 52.7	5.75 38.4	6.22 46.0	5.38 34.6	6.00 42.9	6.11 44.8	5.48 33.8	6.29 45.5	5.96 41.5	5.86 36.7	5.98 41.7	5.95 40.5	6.01 41.8
McCarter GDPL Zile	7.37 67.5	7.40 67.4	7.23 61.9	7.14 59.5	7.45 65.2	7.31 63.1	7.29 65.3	7.33 66.8	7.31 65.5	7.49 67.5	7.37 69.5	7.48 70.3	7.00 62.8	7.26 68.6	7.33 69.4
McClure GDPL Zile	6.92 59.3	7.13 62.0	7.22 62.1	8.09 73.4	8.20 75.4	7.32 63.5	7.72 71.4	7.38 66.5	7.03 61.0	6.98 59.5	7.13 64.3	7.24 64.5	6.94 61.2	7.11 64.7	7.20 66.3

IOWA TESTS OF BASIC SKILLS

GRADE 6

ADMINISTERED 1-8-73

EXPECTED GRADE PLACEMENT 6.40

SCHOOL	Vocab.	Comp.	Spell.	Capit.	Punct.	Usage	Test L Lang.	Map	Graphs	Knowl. Ref.	Total Test W.	Math Conc.	Math Prob.	Total Test M.	Composite V, R, W, M.
McEachron															
GDPL	6.75	7.03	7.11	7.21	7.24	6.96	7.14	6.91	6.88	7.11	6.97	6.78	6.58	6.71	6.92
Zile	56.8	61.3	60.5	60.4	61.3	58.2	62.8	59.7	58.9	61.6	62.7	56.8	54.7	57.6	61.8
Monroe															
GDPL	4.63	4.98	5.56	4.97	5.42	5.01	5.25	4.78	4.57	5.00	4.78	5.28	4.92	5.13	4.96
Zile	20.3	22.9	36.5	25.3	36.0	29.1	30.1	21.5	18.5	22.8	18.0	26.8	22.7	23.1	20.5
Parkdale															
GDPL	4.15	4.61	4.52	4.66	4.79	4.78	4.58	4.74	4.20	5.12	4.69	4.69	4.72	4.73	4.55
Zile	14.0	16.1	21.8	21.2	25.2	18.6	17.9	20.9	12.8	24.6	14.7	14.4	16.7	12.5	11.5
Polk															
GDPL	6.20	6.42	6.54	5.88	6.13	5.96	6.13	6.23	5.78	6.05	6.03	6.00	6.02	6.03	6.17
Zile	46.8	48.0	51.8	38.4	45.8	43.2	44.7	47.3	39.0	40.5	41.8	40.0	45.0	43.1	44.7
Potwin															
GDPL	7.06	7.30	7.17	7.47	7.88	7.13	7.42	7.54	7.33	7.54	7.47	7.19	7.08	7.17	7.28
Zile	62.1	64.5	61.4	64.8	71.2	60.3	67.8	69.9	65.8	68.2	70.5	64.9	65.0	67.1	68.7
Quincy															
GDPL	4.84	5.03	4.86	4.68	4.96	4.36	4.73	5.22	4.91	5.32	5.15	4.95	5.07	5.04	4.96
Zile	24.0	24.4	26.6	21.8	28.0	20.0	21.1	28.8	24.3	29.8	26.1	19.4	23.8	20.8	20.8
Quinton Heights															
GDPL	6.17	6.18	6.37	5.69	6.56	5.80	6.12	6.18	5.91	6.10	6.07	6.28	6.00	6.17	6.13
Zile	46.6	43.8	49.7	36.3	51.3	40.2	44.9	43.8	40.7	41.9	42.8	45.4	42.4	44.4	44.6
Randolph															
GDPL	7.21	7.30	7.01	7.03	7.78	7.40	7.32	7.39	7.20	7.37	7.32	7.30	6.63	6.99	7.23
Zile	64.9	66.2	59.1	57.6	70.3	64.6	65.9	67.9	64.9	65.8	69.7	66.7	56.2	64.0	68.0
Rice															
GDPL	4.97	5.30	4.96	5.08	5.91	4.94	5.23	5.90	5.29	5.67	5.62	5.45	5.28	5.39	5.31
Zile	27.6	28.4	29.0	26.8	42.3	27.8	29.4	41.5	30.4	35.8	34.3	29.7	29.0	30.1	26.5
Sheldon															
GDPL	6.71	6.70	7.03	6.10	6.43	7.00	6.65	6.65	6.20	6.49	6.44	6.18	6.16	6.19	6.53
Zile	56.2	53.9	59.1	43.2	50.0	58.7	54.6	54.1	45.7	48.6	50.5	43.0	44.6	45.0	52.8

IOWA TESTS OF BASIC SKILLS

GRADE 6

ADMINISTERED 1-8-73

EXPECTED GRADE PLACEMENT 6.40

SCHOOL	Vocab.	Comp.	Spell.	Capit.	Punct.	Usage	Test L Lang.	Map	Graphs	Knowl. Ref.	Total Test W.	Math Conc.	Math Prob.	Total Test M.	Composite V, R, W, M.
State Street GDPL Zile	5.58 35.9	6.02 42.1	6.47 50.8	6.02 42.2	6.39 49.4	5.90 42.2	6.20 47.0	6.20 45.7	5.82 40.3	6.32 47.1	6.12 45.1	5.84 37.0	6.02 43.2	5.95 41.0	5.97 41.7
Stout GDPL Zile	7.70 73.9	7.55 69.5	7.32 64.0	7.46 64.8	7.35 63.8	7.69 69.0	7.46 68.8	7.31 67.4	7.31 65.7	7.65 70.7	7.42 70.7	7.08 62.9	6.95 62.5	7.05 65.7	7.43 72.2
Sumner GDPL Zile	5.81 40.4	6.11 41.8	6.30 48.1	6.27 44.6	6.67 52.9	5.39 34.9	6.17 45.1	5.86 38.5	5.70 35.6	6.16 43.0	5.91 39.4	5.88 36.9	5.93 40.0	5.93 38.9	5.98 40.0
Whitson GDPL Zile	7.28 65.2	7.23 63.7	7.38 64.5	7.19 60.1	7.44 64.7	7.37 64.6	7.36 66.6	7.24 65.4	6.88 58.9	7.31 64.6	7.14 65.7	6.63 52.9	6.39 51.2	6.54 53.7	7.11 65.1
Topeka Public Schools GDPL Zile	6.34 49.7	6.49 50.3	6.55 51.9	6.37 47.5	6.66 53.2	6.29 48.1	6.48 51.2	6.56 52.6	6.21 47.1	6.54 50.6	6.44 50.9	6.30 46.4	6.20 46.8	6.28 47.7	6.40 50.3

IOWA TESTS OF BASIC SKILLS

GRADE 3

ADMINISTERED 3-11-74

EXPECTED GRADE PLACEMENT 3.60

SCHOOL	Vocab.	Comp.	Spell.	Capit.	Punct.	Usage	Test I Lang.	Map	Graphs	Knowl. Ref.	Total Test W.	Math Conc.	Math Prob.	Total Test M.	Composite V, R, W, M.
Avondale East															
GDPL	3.60	3.50	3.90	3.50	3.40	3.40	3.60	3.50	3.60	3.50	3.50	3.30	3.60	3.50	3.50
Zile	47.0	44.0	55.0	44.0	41.0	42.0	48.0	42.0	46.0	43.0	45.0	34.0	46.0	44.0	46.0
Avondale Southwest															
GDPL	4.00	4.00	4.50	4.30	4.20	4.20	4.30	4.10	3.80	3.90	3.90	4.00	3.80	3.90	4.00
Zile	59.0	57.0	68.0	64.0	62.0	60.0	66.0	64.0	52.0	57.0	60.0	59.0	53.0	59.0	62.0
Avondale West															
GDPL	4.10	4.40	4.50	4.30	4.60	4.50	4.50	3.90	3.80	4.00	3.90	4.10	3.90	4.00	4.20
Zile	62.0	68.0	68.0	64.0	71.0	66.0	71.0	56.0	52.0	61.0	60.0	63.0	57.0	63.0	68.0
Belvoir															
GDPL	3.00	3.20	3.70	3.10	3.10	3.20	3.30	3.30	2.90	3.20	3.10	2.90	3.10	3.00	3.10
Zile	30.0	35.0	49.0	33.0	32.0	38.0	38.0	36.0	26.0	32.0	29.0	19.0	30.0	24.0	30.0
Bishop															
GDPL	4.30	4.50	5.00	5.10	5.10	4.60	5.00	4.70	4.60	4.60	4.60	4.30	4.00	4.20	4.50
Zile	69.0	71.0	78.0	81.0	80.0	68.0	81.0	81.0	76.0	81.0	81.0	69.0	62.0	70.0	76.0
Central Park															
GDPL	3.70	3.90	3.90	3.70	3.60	4.00	3.80	3.70	3.40	3.50	3.50	3.50	3.40	3.50	3.70
Zile	49.0	55.0	55.0	50.0	47.0	56.0	54.0	49.0	40.0	43.0	45.0	42.0	39.0	44.0	52.0
Clay															
GDPL	3.20	4.00	4.30	4.10	4.20	3.70	4.10	3.30	3.40	3.60	3.40	3.80	3.70	3.80	3.70
Zile	35.0	57.0	64.0	59.0	62.0	49.0	62.0	36.0	40.0	46.0	41.0	52.0	49.0	56.0	52.0
Crestview															
GDPL	3.80	4.20	4.30	3.90	4.20	4.20	4.20	4.10	4.00	3.80	4.00	4.00	3.80	3.90	4.00
Zile	52.0	63.0	64.0	55.0	62.0	60.0	64.0	64.0	58.0	53.0	64.0	59.0	53.0	59.0	62.0
Gage															
GDPL	4.20	4.50	4.70	4.60	5.00	4.80	4.80	4.30	4.30	4.20	4.30	4.30	4.00	4.20	4.40
Zile	65.0	71.0	72.0	71.0	78.0	72.0	77.0	70.0	68.0	69.0	73.0	69.0	62.0	70.0	73.0
Grant															
GDPL	3.20	3.20	3.40	3.10	3.10	2.90	3.10	3.10	2.90	3.20	3.10	3.10	3.10	3.10	3.10
Zile	35.0	35.0	41.0	33.0	32.0	31.0	32.0	29.0	26.0	32.0	29.0	27.0	30.0	28.0	30.0

IOWA TESTS OF BASIC SKILLS

GRADE 3

ADMINISTERED 3-11-74

EXPECTED GRADE PLACEMENT 3.60

SCHOOL	Vocab.	Comp.	Spell.	Capit.	Punct.	Usage	Test I Lang.	Map	Graphs	Knowl. Ref.	Total Test W.	Math Conc.	Math Prob.	Total Test M.	Composite V, R, W, M.
Highland Park Central															
GDPL	3.60	3.70	4.10	3.90	4.00	3.90	4.00	3.50	3.60	3.60	3.60	3.60	3.40	3.50	3.70
%ile	47.0	49.0	59.0	55.0	57.0	54.0	59.0	42.0	46.0	46.0	49.0	46.0	39.0	44.0	52.0
Highland Park North															
GDPL	3.30	3.70	3.90	3.70	3.80	3.50	3.70	3.70	3.40	3.40	3.50	3.50	3.60	3.60	3.60
%ile	38.0	49.0	55.0	50.0	52.0	45.0	51.0	49.0	40.0	39.0	45.0	42.0	46.0	48.0	49.0
Highland Park South															
GDPL	3.80	4.00	4.30	4.30	4.20	4.30	4.30	3.90	3.60	3.60	3.70	3.80	3.70	3.80	3.90
%ile	52.0	57.0	64.0	64.0	62.0	62.0	66.0	56.0	46.0	46.0	53.0	52.0	49.0	56.0	58.0
Hudson															
GDPL	3.60	3.80	3.60	3.50	3.60	3.70	3.60	3.70	3.60	3.50	3.60	3.50	3.60	3.60	3.60
%ile	47.0	52.0	47.0	44.0	47.0	49.0	48.0	49.0	46.0	43.0	49.0	42.0	46.0	48.0	49.0
Lafayette															
GDPL	2.90	3.10	3.20	2.90	3.40	2.90	3.10	3.10	2.90	2.90	3.00	2.90	3.10	3.00	3.00
%ile	28.0	32.0	35.0	27.0	41.0	31.0	32.0	29.0	26.0	23.0	25.0	19.0	30.0	24.0	26.0
Linn															
GDPL	4.00	4.00	4.30	4.30	4.60	4.30	4.40	4.10	4.00	4.00	4.00	4.00	3.90	4.00	4.10
%ile	59.0	57.0	64.0	64.0	71.0	62.0	68.0	64.0	58.0	61.0	64.0	59.0	57.0	63.0	65.0
Lowman Hill															
GDPL	3.50	3.90	3.70	3.70	4.00	3.50	3.70	3.70	3.60	3.70	3.70	3.30	3.40	3.40	3.60
%ile	44.0	55.0	49.0	50.0	57.0	45.0	51.0	49.0	46.0	49.0	53.0	34.0	39.0	40.0	49.0
Lundgren															
GDPL	3.60	3.80	4.10	3.70	3.80	3.90	3.90	3.90	3.60	3.40	3.60	3.60	3.70	3.70	3.70
%ile	47.0	52.0	59.0	50.0	52.0	54.0	56.0	56.0	46.0	39.0	49.0	46.0	49.0	52.0	52.0
McCarter															
GDPL	4.10	4.30	4.70	4.30	4.80	4.50	4.60	4.50	4.30	3.90	4.20	4.10	3.90	4.00	4.20
%ile	62.0	66.0	72.0	64.0	75.0	66.0	73.0	76.0	68.0	57.0	70.0	63.0	57.0	63.0	68.0
McClure															
GDPL	4.30	4.60	4.80	4.80	5.00	4.90	4.90	4.70	4.60	4.50	4.60	4.30	4.20	4.30	4.50
%ile	69.0	74.0	74.0	75.0	78.0	74.0	80.0	81.0	76.0	79.0	81.0	69.0	70.0	74.0	76.0

IOWA TESTS OF BASIC SKILLS

GRADE 3

ADMINISTERED 3-11-74

EXPECTED GRADE PLACEMENT 3.60

SCHOOL	Vocab.	Comp.	Spell.	Capit.	Punct.	Usage	Test L Lang.	Map	Graphs	Knowl. Ref.	Total Test W.	Math Conc.	Math Prob.	Total Test M.	Composite V, R, W, M.
McEachron															
GDPL	4.20	4.70	5.00	5.00	5.40	4.90	5.10	4.50	4.60	4.50	4.50	4.40	4.20	4.30	4.60
Zile	65.0	76.0	78.0	79.0	84.0	74.0	83.0	76.0	76.0	79.0	78.0	73.0	70.0	74.0	79.0
Monroe															
GDPL	3.20	3.70	4.10	4.10	3.80	4.00	4.00	4.10	3.60	3.90	3.90	3.30	3.80	3.60	3.70
Zile	35.0	49.0	59.0	59.0	52.0	56.0	59.0	64.0	46.0	57.0	60.0	34.0	53.0	48.0	52.0
Parkdale															
GDPL	2.30	2.10	2.50	2.10	2.60	1.80	2.30	2.30	2.00	2.20	2.20	2.50	2.10	2.30	2.20
Zile	13.0	07.0	16.0	07.0	18.0	06.0	06.0	10.0	06.0	06.0	03.0	08.0	07.0	04.0	02.0
Polk															
GDPL	4.00	4.00	4.30	4.30	4.20	4.20	4.30	3.90	3.80	3.60	3.80	3.60	3.40	3.50	3.90
Zile	59.0	57.0	64.0	64.0	62.0	60.0	66.0	56.0	52.0	46.0	57.0	46.0	39.0	44.0	58.0
Potwin															
GDPL	4.00	3.90	4.70	4.10	4.00	4.30	4.30	3.90	3.80	3.70	3.80	3.60	3.60	3.60	3.90
Zile	59.0	55.0	72.0	59.0	57.0	62.0	66.0	56.0	52.0	49.0	57.0	46.0	46.0	48.0	58.0
Quincy															
GDPL	3.20	3.20	3.20	3.10	3.60	3.20	3.30	3.30	2.90	3.10	3.10	3.10	3.10	3.10	3.20
Zile	35.0	35.0	35.0	33.0	47.0	38.0	38.0	36.0	26.0	29.0	29.0	27.0	30.0	28.0	34.0
Quinton Heights															
GDPL	3.80	3.90	4.30	3.90	4.40	4.50	4.30	3.90	3.60	3.60	3.70	3.50	3.60	3.60	3.90
Zile	52.0	55.0	64.0	55.0	67.0	66.0	66.0	56.0	46.0	46.0	53.0	42.0	46.0	48.0	58.0
Randolph															
GDPL	4.10	4.50	4.50	4.60	4.60	4.60	4.60	4.30	4.00	4.00	4.10	4.30	4.00	4.20	4.30
Zile	62.0	71.0	68.0	71.0	71.0	68.0	73.0	70.0	58.0	61.0	67.0	69.0	62.0	70.0	71.0
Rice															
GDPL	2.70	2.80	3.20	3.10	2.90	2.70	3.00	3.10	2.30	2.90	2.80	2.90	2.90	2.90	2.80
Zile	22.0	23.0	35.0	33.0	26.0	26.0	28.0	29.0	13.0	23.0	18.0	19.0	24.0	20.0	17.0
Sheldon															
GDPL	4.20	4.40	4.70	4.10	4.40	4.80	4.50	4.30	4.30	4.00	4.20	4.10	3.90	4.00	4.30
Zile	65.0	68.0	72.0	59.0	67.0	72.0	71.0	70.0	68.0	61.0	70.0	63.0	57.0	63.0	71.0

IOWA TESTS OF BASIC SKILLS

GRADE 3

ADMINISTERED 3-11-74

EXPECTED GRADE PLACEMENT 3.60

SCHOOL	Vocab.	Comp.	Spell.	Capit.	Punct.	Usage	Test L Lang.	Map	Graphs	Knowl. Ref.	Total Test W.	Math Conc.	Math Prob.	Total Test M.	Composite V, R, W, M.
State Street															
GDPL	3.50	3.60	3.90	3.60	3.60	3.50	3.70	3.50	3.40	3.50	3.50	3.30	3.40	3.40	3.50
%ile	44.0	47.0	55.0	47.0	47.0	45.0	51.0	42.0	40.0	43.0	45.0	34.0	39.0	40.0	46.0
Stout															
GDPL	4.10	4.30	4.70	4.50	4.60	4.60	4.60	4.10	4.00	4.20	4.10	4.10	3.80	4.00	4.20
%ile	62.0	66.0	72.0	68.0	71.0	68.0	73.0	64.0	58.0	69.0	67.0	63.0	53.0	63.0	68.0
Sumner															
GDPL	3.50	3.60	3.70	3.30	3.40	3.70	3.50	3.30	3.40	3.50	3.40	3.50	3.60	3.60	3.50
%ile	44.0	47.0	49.0	39.0	41.0	49.0	44.0	36.0	40.0	43.0	41.0	42.0	46.0	48.0	46.0
Whitson															
GDPL	4.90	4.90	5.30	4.80	5.30	4.90	5.10	4.90	4.60	4.60	4.70	4.60	4.50	4.60	4.80
%ile	84.0	81.0	83.0	75.0	83.0	74.0	83.0	84.0	76.0	81.0	83.0	79.0	82.0	83.0	83.0
Topeka Public Schools															
GDPL	3.76	3.94	4.07	4.00	4.16	4.03	4.12	3.89	3.73	3.74	3.79	3.73	3.66	3.72	3.86
%ile	51.9	55.8	60.8	56.0	59.3	55.9	60.3	55.7	50.5	51.8	55.0	49.3	49.3	52.2	56.1

IOWA TESTS OF BASIC SKILLS

GRADE 4

ADMINISTERED 2-18-74

EXPECTED GRADE PLACEMENT 4.50

SCHOOL	Vocab.	Comp.	Spell.	Capit.	Punct.	Usage	Test 1 Lang.	Map	Graphs	Knowl. Ref.	Total Test W.	Math Conc.	Math Prob.	Total Test M.	Composite V, R, W, M.
Avondale East															
GDPL	4.19	4.44	4.19	4.33	4.73	4.44	4.43	4.57	4.31	4.28	4.39	4.33	4.38	4.38	4.36
%ile	44.2	50.1	43.1	45.8	53.1	49.5	48.2	51.2	45.7	46.3	48.7	43.3	48.4	47.8	48.1
Avondale Southwest															
GDPL	4.45	4.61	4.71	4.83	4.73	4.80	4.78	5.04	4.90	4.80	4.92	4.75	4.59	4.69	4.69
%ile	52.1	53.9	52.3	56.1	53.1	56.5	56.5	62.4	59.8	58.5	63.6	56.1	56.4	58.1	57.1
Avondale West															
GDPL	5.43	5.55	5.41	5.74	5.80	5.77	5.70	5.75	5.50	5.62	5.63	5.48	5.17	5.35	5.53
%ile	71.7	73.9	66.7	74.1	74.2	74.6	76.8	78.5	71.6	77.6	79.7	75.2	72.1	76.5	78.3
Belvoir															
GDPL	3.28	3.46	3.92	3.77	3.85	3.31	3.72	3.63	3.57	3.84	3.68	3.79	3.67	3.75	3.58
%ile	25.6	28.5	37.1	34.2	34.4	28.0	32.0	29.4	28.5	34.8	29.7	30.4	31.3	30.7	26.8
Bishop															
GDPL	5.02	5.14	5.18	5.20	5.58	5.41	5.36	5.56	5.35	5.30	5.40	4.86	4.65	4.78	5.14
%ile	63.7	64.7	62.4	63.2	70.3	67.0	69.2	74.5	68.2	71.3	75.0	60.6	58.8	62.6	69.4
Central Park															
GDPL	4.75	4.81	4.75	4.49	4.25	4.35	4.48	4.78	4.83	4.59	4.73	4.87	4.61	4.76	4.71
%ile	56.9	57.5	53.5	48.7	43.2	47.5	49.5	57.4	56.6	51.7	57.0	58.8	56.8	59.5	56.6
Clay															
GDPL	3.84	4.12	4.61	4.14	4.34	3.92	4.26	4.19	3.92	4.15	4.09	4.16	4.02	4.11	4.08
%ile	37.8	42.7	51.1	41.3	45.2	40.0	44.6	44.9	38.4	42.1	41.8	41.0	41.8	42.6	41.3
Crestview															
GDPL	5.17	5.33	5.26	4.81	5.07	5.32	5.13	5.18	5.11	5.10	5.13	5.07	4.88	5.00	5.15
%ile	66.9	69.7	64.2	56.1	60.4	65.4	64.9	64.8	63.5	68.1	68.2	64.8	64.3	67.2	69.7
Gage															
GDPL	5.37	5.35	5.34	5.17	5.52	5.34	5.35	5.34	5.12	5.20	5.22	5.11	4.75	4.95	5.24
%ile	72.5	68.4	65.1	61.3	67.5	65.9	68.3	69.3	63.1	67.7	69.6	66.1	58.2	64.2	70.6
Grant															
GDPL	3.31	3.24	3.72	3.52	3.33	3.28	3.47	3.67	3.33	3.45	3.49	3.74	3.51	3.65	3.42
%ile	26.0	23.0	32.6	28.1	23.9	28.0	26.3	29.4	26.0	23.2	23.6	28.4	27.1	27.8	21.4

IOWA TESTS OF BASIC SKILLS

GRADE 4

ADMINISTERED 2-18-74

EXPECTED GRADE PLACEMENT 4.50

SCHOOL	Vocab.	Comp.	Spell.	Capit.	Punct.	Usage	Test L Lang.	Map	Graphs	Knowl. Ref.	Total Test W.	Math Conc.	Math Prob.	Total Test M.	Compositr V, R, W, M.
Highland Park Central															
GDPL	4.01	3.95	4.09	4.00	4.35	3.88	4.10	4.06	3.89	4.00	3.99	3.90	4.06	4.00	4.01
%ile	41.5	38.6	41.3	38.9	45.0	38.8	40.2	40.6	36.4	38.2	37.3	33.0	41.4	38.7	38.4
Highland Park North															
GDPL	4.11	4.24	4.32	4.29	4.30	4.14	4.27	4.03	3.84	4.19	4.01	4.08	4.09	4.12	4.16
%ile	43.0	45.4	46.1	44.8	44.3	43.7	45.1	39.0	36.1	43.5	38.7	38.1	42.1	41.6	43.1
Highland Park South															
GDPL	4.54	4.78	4.96	4.82	4.77	4.52	4.78	5.03	4.65	4.79	4.82	4.85	4.60	4.75	4.73
%ile	51.7	57.1	57.9	55.2	54.2	50.5	56.7	62.7	53.7	59.9	61.7	59.2	56.2	60.2	58.5
Hudson															
GDPL	4.55	4.67	4.82	4.61	4.53	4.67	4.68	4.82	4.62	4.72	4.72	4.78	4.60	4.73	4.66
%ile	54.1	54.9	55.4	51.1	49.6	53.8	55.0	57.7	53.8	56.7	59.2	57.4	56.7	59.6	57.0
Lafayette															
GDPL	3.36	3.21	3.54	3.08	3.33	3.02	3.26	3.57	3.46	3.43	3.49	3.62	3.38	3.52	3.37
%ile	26.3	22.5	29.0	19.2	24.6	22.5	19.8	27.9	27.3	25.4	23.5	25.5	24.4	24.0	19.9
Linn															
GDPL	4.99	4.94	4.99	4.82	4.94	4.84	4.91	5.20	5.09	4.95	5.08	5.03	4.96	5.02	4.99
%ile	62.5	59.4	58.4	54.6	56.6	56.6	59.0	66.2	62.5	63.5	66.8	62.2	64.4	65.9	64.2
Lowman Hill															
GDPL	4.15	4.09	4.02	4.17	4.23	3.96	4.11	4.03	4.08	4.03	4.05	4.10	4.14	4.15	4.10
%ile	44.8	42.5	39.3	42.3	43.2	40.2	41.6	40.1	40.6	38.9	40.9	38.4	44.4	43.4	41.8
Lundgren															
GDPL	4.13	4.42	4.33	4.73	5.02	4.35	4.63	4.73	4.68	4.74	4.71	4.17	4.27	4.24	4.42
%ile	43.6	49.0	46.2	54.3	59.7	47.8	54.3	55.5	54.7	58.7	58.7	40.4	48.4	45.7	50.4
McCarter															
GDPL	4.70	4.76	4.89	4.49	4.75	4.65	4.71	4.80	4.68	4.82	4.77	4.88	4.61	4.77	4.74
%ile	56.0	56.8	56.8	49.1	53.7	53.3	54.7	57.7	54.0	59.3	58.8	58.7	56.5	59.4	58.1
McClure															
GDPL	5.17	5.25	5.06	4.98	5.45	5.45	5.25	5.47	5.24	5.27	5.33	5.08	4.61	4.87	5.17
%ile	66.4	66.0	60.0	58.7	67.3	67.2	66.1	71.7	64.8	69.4	72.0	63.3	57.0	62.4	68.7

IOWA TESTS OF BASIC SKILLS

GRADE 4

ADMINISTERED 2-18-74

EXPECTED GRADE PLACEMENT 4.50

SCHOOL	Vocab.	Comp.	Spell.	Capit.	Punct.	Usage	Test L Lang.	Map	Graphs	Knowl. Ref.	Total Test W.	Math Conc.	Math Prob.	Total Test M.	Composite V. R, W, M.
McEachron GDPL Zile	5.01 63.5	5.07 64.0	5.16 61.9	5.09 60.9	5.36 65.6	5.00 59.7	5.16 65.1	5.00 60.2	5.05 62.0	4.85 60.6	4.97 63.3	4.78 57.8	4.26 50.0	4.54 54.8	4.95 64.2
Monroe GDPL Zile	3.29 26.6	3.39 28.0	3.77 36.5	3.73 35.0	3.49 30.5	3.25 29.1	3.57 31.5	3.45 27.5	3.23 24.3	3.54 29.5	3.41 25.1	3.49 25.7	3.48 29.4	3.50 25.8	3.43 25.2
Parkdale GDPL Zile	3.36 26.9	3.31 25.0	3.56 30.7	3.37 25.6	3.65 31.4	2.82 18.3	3.35 22.4	3.67 29.9	3.40 24.7	3.27 22.4	3.44 22.7	3.49 23.7	3.40 24.3	3.47 22.3	3.39 21.0
Polk GDPL Zile	3.93 39.7	4.10 43.4	3.98 38.7	3.94 37.5	3.88 35.3	3.95 40.2	3.96 36.7	3.91 38.2	4.00 38.7	4.01 40.5	3.97 39.3	4.15 39.9	4.07 41.6	4.13 41.9	4.02 40.0
Potwin GDPL Zile	5.02 63.2	5.16 64.3	5.12 60.7	4.52 48.8	5.22 63.2	4.81 55.8	4.94 60.1	4.94 59.6	4.98 61.3	4.78 57.7	4.90 62.4	4.77 58.2	4.40 49.1	4.62 56.2	4.93 62.9
Quincy GDPL Zile	3.67 35.0	4.29 47.4	4.10 40.8	3.97 38.2	4.24 43.4	3.88 38.7	4.06 40.0	4.65 53.7	4.48 49.7	4.26 45.3	4.45 51.0	4.26 43.2	4.27 47.0	4.28 46.3	4.15 43.1
Quinton Heights GDPL Zile	4.58 55.6	4.71 56.1	4.69 53.1	4.62 53.0	5.04 58.7	4.94 58.5	4.84 57.7	4.74 58.4	4.60 53.6	4.94 59.8	4.77 60.2	4.89 59.1	4.63 58.4	4.78 60.3	4.73 59.3
Randolph GDPL Zile	5.35 71.1	5.90 79.0	5.89 75.7	5.68 72.0	6.18 81.1	5.81 74.4	5.90 80.0	5.94 81.9	5.70 75.3	5.68 79.5	5.77 83.2	5.61 77.2	5.44 76.6	5.55 80.2	5.70 81.5
Rice GDPL Zile	4.15 44.9	3.96 38.2	4.12 41.8	3.96 37.5	3.80 33.5	3.46 30.6	3.84 34.6	3.99 38.0	3.93 37.3	3.86 35.2	3.92 35.8	3.90 33.4	3.97 37.3	3.95 35.8	3.95 37.0
Sheldon GDPL Zile	5.03 65.4	4.97 61.1	5.11 61.0	4.79 54.5	5.34 66.2	5.40 67.6	5.17 65.3	5.31 68.0	5.24 66.1	5.22 67.0	5.25 70.6	5.09 65.5	4.80 63.3	4.97 67.6	5.08 67.3

IOWA TESTS OF BASIC SKILLS

GRADE 4

ADMINISTERED 2-18-74

EXPECTED GRADE PLACEMENT 4.50

SCHOOL	Vocab.	Comp.	Spell.	Capit.	Punct.	Usage	Test I Lang.	Map	Graphs	Knowl. Ref.	Total Test W.	Math Conc.	Math Prob.	Total Test M.	Composite V. R. W. M.
State Street															
GDPL	3.97	4.21	4.52	4.45	5.32	4.23	4.64	4.55	4.62	4.48	4.55	4.28	4.28	4.30	4.33
%ile	40.3	45.4	50.2	48.6	65.8	46.0	54.6	52.2	54.2	52.5	56.4	44.7	49.3	49.4	49.9
Stout															
GDPL	5.32	5.38	5.38	5.41	5.46	5.69	5.50	5.19	5.15	5.27	5.19	5.26	4.78	5.04	5.29
%ile	70.5	68.6	66.0	66.5	67.8	71.7	71.7	66.6	63.7	68.2	68.2	70.3	60.8	68.8	71.8
Sumner															
GDPL	3.71	3.65	4.05	3.79	4.12	3.72	3.94	4.01	4.24	4.03	4.09	3.88	3.88	3.91	3.86
%ile	33.9	33.2	39.9	34.4	40.4	35.3	36.6	38.4	44.2	39.1	40.2	32.6	38.4	35.9	33.4
Whitson															
GDPL	4.99	5.26	5.12	4.79	4.99	5.11	5.01	5.20	5.35	4.93	5.15	4.98	4.82	4.92	5.07
%ile	62.2	67.0	61.7	54.8	58.9	61.4	62.1	64.7	67.3	62.1	68.2	60.7	59.9	62.8	66.2
Topeka Public Schools															
GDPL	4.50	4.62	4.70	4.58	4.80	4.58	4.67	4.75	4.63	4.64	4.68	4.59	4.42	4.53	4.60
%ile	52.1	53.5	52.8	50.4	54.4	51.7	53.8	55.9	52.9	54.7	56.2	51.8	51.7	53.5	54.4

IOWA TESTS OF BASIC SKILLS

GRADE 5

ADMINISTERED 1-28-74

EXPECTED GRADE PLACEMENT 5.50

SCHOOL	Vocab.	Comp.	Spell.	Capit.	Punct.	Usage	Test 1 Lang.	Map	Graphs	Knowl. Ref.	Total Test W.	Math Conc.	Math Prob.	Total Test M.	Composite V, R, W, M.
Avondale East GDPL Zile	5.20 44.0	5.20 43.0	5.60 53.0	5.20 44.0	5.20 44.0	5.10 43.0	5.30 49.0	5.60 55.0	5.10 41.0	5.50 51.0	5.40 52.0	5.30 46.0	5.40 49.0	5.40 52.0	5.30 49.0
Avondale Southwest GDPL Zile	5.70 57.0	5.80 59.0	5.80 58.0	5.90 59.0	5.90 59.0	6.00 60.0	5.90 61.0	5.90 64.0	5.90 61.0	5.80 59.0	5.90 67.0	5.70 57.0	5.60 55.0	5.70 61.0	5.80 62.0
Avondale West GDPL Zile	6.10 67.0	6.10 66.0	6.20 65.0	6.10 62.0	6.10 63.0	6.40 67.0	6.20 67.0	6.30 73.0	6.10 66.0	6.40 72.0	6.30 76.0	5.70 57.0	5.90 64.0	5.80 64.0	6.10 70.0
Belvoir GDPL Zile	4.50 29.0	4.40 25.0	4.60 31.0	4.60 31.0	4.60 31.0	4.50 32.0	4.60 33.0	4.80 31.0	4.40 25.0	4.90 34.0	4.70 31.0	4.70 30.0	4.70 30.0	4.70 30.0	4.60 30.0
Bishop GDPL Zile	6.20 69.0	6.10 66.0	5.80 58.0	5.90 59.0	6.10 63.0	6.40 67.0	6.10 65.0	6.30 73.0	6.10 66.0	6.30 70.0	6.20 74.0	5.70 57.0	5.60 55.0	5.70 61.0	6.10 70.0
Central Park GDPL Zile	5.80 59.0	5.80 59.0	5.60 53.0	5.60 53.0	6.10 63.0	5.70 54.0	5.80 59.0	5.70 58.0	5.70 56.0	5.80 59.0	5.70 62.0	5.30 46.0	5.60 55.0	5.50 55.0	5.70 60.0
Clay GDPL Zile	5.00 39.0	4.90 36.0	5.30 46.0	5.20 44.0	5.40 49.0	4.80 37.0	5.20 46.0	5.20 42.0	5.10 41.0	5.30 46.0	5.20 47.0	5.50 51.0	5.20 43.0	5.40 52.0	5.10 43.0
Crestview GDPL Zile	6.10 67.0	6.00 64.0	6.00 61.0	6.10 62.0	6.50 71.0	6.00 60.0	6.20 67.0	6.50 78.0	6.40 73.0	6.30 70.0	6.40 78.0	6.20 69.0	6.10 71.0	6.20 75.0	6.20 73.0
Gage GDPL Zile	6.00 64.0	6.20 69.0	5.80 58.0	6.50 69.0	6.70 74.0	6.40 67.0	6.40 71.0	6.30 73.0	6.10 66.0	6.40 72.0	6.30 76.0	6.00 64.0	5.90 64.0	6.00 70.0	6.20 73.0
Grant GDPL Zile	4.30 25.0	4.20 21.0	4.80 35.0	4.20 23.0	4.60 31.0	4.20 27.0	4.50 30.0	4.60 26.0	4.40 25.0	5.10 40.0	4.70 31.0	4.70 30.0	5.00 38.0	4.90 36.0	4.50 27.0

IOWA TESTS OF BASIC SKILLS

GRADE 5

ADMINISTERED 1-28-74

EXPECTED GRADE PLACEMENT 5.50

SCHOOL	Vocab.	Comp.	Spell.	Capit.	Punct.	Usage	Test I Lang.	Map	Graphs	Knowl. Ref.	Total Test W.	Math Conc.	Math Prob.	Total Test M.	Composite V, R, W, M.
Highland Park Central GDPL %ile	5.00 39.0	5.10 41.0	5.00 39.0	5.00 40.0	5.00 40.0	4.80 37.0	5.00 42.0	5.20 42.0	5.40 48.0	5.40 49.0	5.30 49.0	5.30 46.0	5.20 43.0	5.30 49.0	5.10 43.0
Highland Park North GDPL %ile	4.70 32.0	4.60 29.0	5.00 39.0	4.60 31.0	4.50 29.0	4.80 37.0	4.70 35.0	4.80 31.0	4.80 34.0	5.00 37.0	4.90 38.0	4.80 33.0	4.70 30.0	4.80 33.0	4.70 32.0
Highland Park South GDPL %ile	5.60 54.0	5.50 51.0	5.80 58.0	5.40 49.0	5.80 57.0	5.30 47.0	5.60 55.0	5.70 58.0	5.70 56.0	5.80 59.0	5.70 62.0	5.70 57.0	5.60 55.0	5.70 61.0	5.60 57.0
Hudson GDPL %ile	5.60 54.0	4.90 36.0	5.50 51.0	4.60 31.0	5.00 40.0	5.30 47.0	5.10 44.0	5.20 42.0	5.40 48.0	5.80 59.0	5.50 55.0	5.50 51.0	5.20 43.0	5.40 52.0	5.30 49.0
Lafayette GDPL %ile	4.50 29.0	4.60 29.0	4.30 25.0	4.20 23.0	4.50 29.0	4.20 27.0	4.30 26.0	4.40 22.0	4.40 25.0	4.30 20.0	4.40 22.0	4.20 18.0	4.70 30.0	4.50 24.0	4.50 27.0
Linn GDPL %ile	5.80 59.0	5.80 59.0	5.80 58.0	5.40 49.0	6.10 63.0	6.00 60.0	5.80 59.0	5.90 64.0	6.10 66.0	5.90 62.0	6.00 69.0	5.70 57.0	5.20 43.0	5.50 55.0	5.80 62.0
Lowman Hill GDPL %ile	5.30 46.0	5.30 46.0	5.30 46.0	4.80 36.0	5.20 44.0	5.30 47.0	5.20 46.0	5.40 49.0	5.10 41.0	5.50 51.0	5.30 49.0	4.80 33.0	5.20 43.0	5.00 40.0	5.20 46.0
Lundgren GDPL %ile	5.00 39.0	5.20 43.0	5.10 42.0	4.80 36.0	4.80 36.0	4.80 37.0	4.90 40.0	5.40 49.0	4.80 34.0	5.30 46.0	5.20 47.0	4.80 33.0	5.00 38.0	4.90 36.0	5.00 40.0
McCarter GDPL %ile	5.40 49.0	5.40 48.0	5.00 39.0	5.00 40.0	5.20 44.0	5.50 51.0	5.20 46.0	5.60 55.0	5.40 48.0	5.80 59.0	5.60 59.0	5.50 51.0	5.40 49.0	5.50 55.0	5.40 51.0
McClure GDPL %ile	6.20 69.0	6.20 69.0	5.80 58.0	6.10 62.0	6.30 67.0	6.40 67.0	6.20 67.0	6.30 73.0	6.40 73.0	6.30 70.0	6.30 76.0	6.00 64.0	5.90 64.0	6.00 70.0	6.20 73.0

IOWA TESTS OF BASIC SKILLS

GRADE 5

ADMINISTERED 1-28-74

EXPECTED GRADE PLACEMENT 5.50

SCHOOL	Vocab.	Comp.	Spell.	Capit.	Punct.	Usage	Test L Lang.	Map	Graphs	Knowl. Ref.	Total Test W.	Math Conc.	Math Prob.	Total Test M.	Composite V. R. W. M.
McEachron GDPL Zile	6.00 64.0	6.10 66.0	5.80 58.0	6.10 62.0	6.50 71.0	6.00 60.0	6.10 65.0	6.10 69.0	6.40 73.0	6.10 66.0	6.20 74.0	6.00 64.0	5.70 58.0	5.90 67.0	6.10 70.0
Monroe GDPL Zile	3.60 14.0	4.20 21.0	4.50 29.0	4.40 27.0	4.50 29.0	3.50 16.0	4.20 23.0	4.40 22.0	4.40 25.0	4.50 24.0	4.40 22.0	4.50 25.0	4.40 23.0	4.50 24.0	4.20 18.0
Parkdale GDPL Zile	3.60 14.0	3.70 12.0	3.90 17.0	4.20 23.0	4.30 25.0	3.50 16.0	4.00 18.0	4.40 22.0	3.70 13.0	4.30 20.0	4.10 13.0	3.80 10.0	3.70 10.0	3.80 08.0	3.80 08.0
Polk GDPL Zile	5.70 57.0	6.10 66.0	6.70 74.0	6.50 69.0	5.90 59.0	6.00 60.0	6.30 69.0	5.60 55.0	5.90 61.0	6.00 64.0	5.80 65.0	5.70 57.0	5.70 58.0	5.70 61.0	5.90 65.0
Potwin GDPL Zile	5.40 49.0	5.30 46.0	5.30 46.0	4.80 36.0	4.80 36.0	5.30 47.0	5.10 44.0	5.40 49.0	5.70 56.0	5.70 56.0	5.60 59.0	5.20 43.0	5.00 38.0	5.10 43.0	5.30 49.0
Quincy GDPL Zile	4.90 37.0	5.20 43.0	5.30 46.0	5.00 40.0	4.80 36.0	4.20 27.0	4.80 37.0	5.40 49.0	4.80 34.0	5.50 51.0	5.20 47.0	5.20 43.0	5.00 38.0	5.10 43.0	5.00 40.0
Quinton Heights GDPL Zile	5.00 39.0	5.20 43.0	5.00 39.0	5.00 40.0	5.40 49.0	4.80 37.0	5.10 44.0	5.40 49.0	5.10 41.0	5.50 51.0	5.30 49.0	5.30 46.0	5.20 43.0	5.30 49.0	5.20 46.0
Randolph GDPL Zile	6.10 67.0	6.40 73.0	6.40 69.0	6.30 66.0	6.50 71.0	6.20 64.0	6.40 71.0	6.30 73.0	6.10 66.0	6.40 72.0	6.30 76.0	6.30 72.0	6.10 71.0	6.20 75.0	6.30 75.0
Rice GDPL Zile	5.20 44.0	5.20 43.0	5.10 42.0	5.00 40.0	4.80 36.0	4.80 37.0	4.90 40.0	5.40 49.0	5.40 48.0	5.30 46.0	5.40 52.0	4.80 33.0	5.20 43.0	5.00 40.0	5.10 43.0
Sheldon GDPL Zile	6.20 69.0	6.40 73.0	6.60 72.0	6.10 62.0	6.50 71.0	6.40 67.0	6.40 71.0	6.50 78.0	6.60 78.0	6.40 72.0	6.50 80.0	6.40 74.0	6.30 77.0	6.40 80.0	6.40 77.0

IOWA TESTS OF BASIC SKILLS

GRADE 5

ADMINISTERED 1-28-74

EXPECTED GRADE PLACEMENT 5.50

SCHOOL	Vocab.	Comp.	Spell.	Capit.	Punct.	Usage	Test L Lang.	Map	Graphs	Knowl. Ref.	Total Test W.	Math Conc.	Math Prob.	Total Test M.	Composite V, R, W, M.
State Street															
GDPL	5.00	5.20	5.30	5.40	6.10	5.10	5.50	5.60	5.40	5.50	5.50	5.30	5.40	5.40	5.30
%ile	39.0	43.0	46.0	49.0	63.0	43.0	53.0	55.0	48.0	51.0	55.0	46.0	49.0	52.0	49.0
Stout															
GDPL	6.30	6.10	6.40	5.40	5.40	6.20	5.90	6.10	6.40	6.40	6.30	5.70	5.60	5.70	6.10
%ile	72.0	66.0	69.0	49.0	49.0	64.0	61.0	69.0	73.0	72.0	76.0	57.0	55.0	61.0	70.0
Sumner															
GDPL	5.30	5.30	5.00	5.20	5.20	5.30	5.20	5.40	5.70	5.20	5.40	5.30	5.20	5.30	5.30
%ile	46.0	46.0	39.0	44.0	44.0	47.0	46.0	49.0	56.0	43.0	52.0	46.0	43.0	49.0	49.0
Whitson															
GDPL	6.50	6.70	6.90	6.90	7.00	6.60	6.90	7.00	6.90	6.80	6.90	6.60	6.50	6.60	6.70
%ile	76.0	79.0	77.0	75.0	79.0	71.0	81.0	86.0	83.0	79.0	86.0	79.0	82.0	84.0	83.0
Topeka Public Schools															
GDPL	5.52	5.56	5.57	5.48	5.71	5.52	5.59	5.74	5.66	5.70	5.73	5.51	5.46	5.56	5.58
%ile	52.4	52.7	51.9	49.7	53.8	51.1	54.1	57.8	54.9	57.7	60.6	52.3	51.5	55.4	56.0

IOWA TESTS OF BASIC SKILLS

GRADE 6

ADMINISTERED 1-7-74

EXPECTED GRADE PLACEMENT 6.40

SCHOOL	Vocab.	Comp.	Spell.	Capit.	Punct.	Usage	Test L Lang.	Map	Graphs	Knowl. Ref.	Total Test W.	Math Conc.	Math Prob.	Total Test M.	Composite V. R. W. M.
Avondale East															
GDPL	5.89	5.79	6.18	5.81	6.15	5.62	5.95	6.15	5.70	5.98	5.94	5.77	5.86	5.84	5.88
%ile	41.7	37.6	46.3	39.4	45.4	38.4	42.6	44.7	37.6	39.7	40.2	34.9	39.7	37.5	39.3
Avondale Southwest															
GDPL	6.50	6.71	6.68	6.43	6.56	6.43	6.54	7.04	6.43	6.77	6.74	6.21	6.20	6.23	6.54
%ile	51.8	54.2	53.0	48.2	51.4	49.9	52.2	61.6	50.7	54.1	57.3	44.4	45.2	46.5	53.4
Avondale West															
GDPL	7.43	7.21	7.64	7.37	7.45	7.27	7.45	7.10	7.28	7.19	7.18	7.18	6.94	7.09	7.27
%ile	68.8	63.9	68.5	63.1	65.1	63.1	68.0	62.3	66.4	61.9	66.1	64.0	61.3	64.9	68.5
Belvoir															
GDPL	4.37	4.63	4.56	4.76	4.90	4.57	4.71	4.58	4.64	5.04	4.75	4.76	4.86	4.84	4.66
%ile	18.3	17.4	20.4	22.3	27.4	23.4	19.7	19.5	21.6	23.9	18.7	17.0	19.9	16.9	15.2
Bishop															
GDPL	6.88	6.89	6.70	6.66	7.15	7.07	6.91	6.94	6.70	7.13	6.92	6.17	6.16	6.19	6.76
%ile	59.3	57.9	54.2	52.6	60.5	59.7	59.6	60.2	55.2	62.2	62.2	44.2	45.7	46.4	58.9
Central Park															
GDPL	6.18	6.45	6.95	6.43	6.86	6.10	6.60	6.32	5.88	6.59	6.26	6.01	6.18	6.13	6.33
%ile	45.7	48.1	58.0	48.7	56.2	45.0	53.3	48.1	40.8	50.5	47.6	39.8	45.9	44.0	48.3
Clay															
GDPL	6.43	6.46	6.13	5.82	6.44	6.10	6.13	6.37	6.22	6.52	6.37	6.14	6.09	6.14	6.31
%ile	50.5	49.3	44.0	39.9	50.0	45.0	44.6	49.3	47.0	50.3	50.0	46.3	42.4	45.5	48.0
Crestview															
GDPL	6.85	6.64	7.10	6.50	7.07	6.61	6.83	7.14	6.93	6.91	6.99	6.73	6.80	6.78	6.82
%ile	57.6	53.5	59.9	49.4	59.4	52.6	57.8	63.5	59.4	57.8	62.4	54.2	58.6	58.4	59.1
Gage															
GDPL	7.58	7.42	7.60	7.99	8.31	7.84	7.95	7.40	7.42	7.63	7.48	7.02	6.69	6.88	7.46
%ile	70.5	66.2	67.6	72.3	77.4	70.6	75.3	68.9	68.4	69.5	72.0	61.5	58.6	62.4	71.9
Grant															
GDPL	5.26	5.26	5.16	4.83	4.66	4.55	4.81	5.35	4.95	5.18	5.16	5.28	5.33	5.33	5.16
%ile	30.0	26.6	30.3	23.0	24.0	22.3	21.8	32.1	25.4	24.8	25.1	25.0	27.3	25.5	23.5

IOWA TESTS OF BASIC SKILLS

GRADE 6

ADMINISTERED 1-7-74

EXPECTED GRADE PLACEMENT 6.40

SCHOOL	Vocab.	Comp.	Spell.	Capit.	Punct.	Usage	Test L Lang.	Map	Graphs	Knowl. Ref.	Total Test W.	Math Conc.	Math Prob.	Total Test M.	Composite V, R, W, M.
Highland Park Central	6.32	6.58	6.44	6.07	6.17	6.12	6.21	6.28	6.06	6.32	6.21	6.04	6.24	6.17	6.30
GDPL	49.8	51.7	50.8	43.4	46.0	45.2	47.1	47.7	44.1	46.6	46.2	41.2	47.2	45.5	48.1
Highland Park North	5.74	5.94	5.90	5.68	5.57	4.87	5.52	5.85	5.72	6.20	5.91	5.60	5.71	5.67	5.75
GDPL	39.2	39.8	41.1	36.9	37.6	27.7	35.0	39.0	37.4	44.8	40.5	31.4	34.3	33.7	36.8
Highland Park South	6.19	6.70	6.55	6.49	6.52	5.97	6.39	6.64	6.56	5.74	6.66	6.62	6.46	6.56	6.50
GDPL	46.8	54.0	51.6	49.2	51.5	43.4	49.9	53.7	52.9	54.2	55.0	52.8	51.7	53.6	52.2
Hudson	5.69	6.06	5.33	5.37	5.53	5.28	5.38	6.09	5.59	6.00	5.90	5.61	6.00	5.84	5.78
GDPL	38.8	42.3	33.1	32.6	36.6	33.3	32.2	44.3	36.0	40.7	40.5	32.6	41.5	37.2	37.0
Lafayette	5.01	5.23	5.17	5.09	4.77	4.40	4.87	5.50	4.92	5.31	5.25	4.93	4.91	4.95	5.06
GDPL	24.7	25.9	29.8	27.4	24.9	20.8	23.3	32.4	24.1	27.6	26.2	16.9	20.8	17.1	20.6
Linn	6.66	7.16	7.23	7.29	7.50	7.02	7.28	7.63	6.97	7.26	7.27	7.12	6.89	7.03	7.08
GDPL	54.7	61.4	61.4	61.2	65.2	59.0	64.1	71.2	59.0	62.6	67.0	63.3	59.7	63.4	63.5
Lowman Hill	5.90	6.29	6.38	6.14	5.97	5.91	6.11	6.13	5.55	6.17	5.95	5.77	6.14	5.98	6.04
GDPL	41.1	46.5	49.2	44.1	43.2	42.1	45.1	45.1	35.2	43.6	41.3	35.1	43.8	40.7	42.6
Lundgren	5.97	6.37	6.69	6.70	6.59	5.92	6.47	6.30	6.17	6.56	6.34	5.99	5.71	5.87	6.20
GDPL	44.9	48.5	53.5	52.9	51.9	41.2	51.2	47.7	45.8	50.9	49.0	39.2	36.9	39.0	46.5
McCarter	7.20	7.44	7.15	7.20	7.19	7.21	7.20	7.33	7.18	7.58	7.36	7.12	6.93	7.05	7.25
GDPL	65.2	68.6	60.1	60.7	60.8	61.6	63.4	67.1	64.1	69.9	70.3	62.0	61.1	63.9	68.2
McClure	7.40	7.53	7.63	8.19	8.01	7.51	7.85	7.31	7.26	7.49	7.35	7.54	6.93	7.26	7.49
GDPL	68.2	69.7	68.6	75.2	73.3	66.0	74.3	66.4	64.8	67.9	69.4	71.0	62.5	69.1	72.6

IOWA TESTS OF BASIC SKILLS

GRADE 6

ADMINISTERED 1-7-74

EXPECTED GRADE PLACEMENT 6.40

SCHOOL	Vocab.	Comp.	Spell.	Capit.	Punct.	Usage	Test L Lang.	Map	Graphs	Knowl. Ref.	Total Test W.	Math Conc.	Math Prob.	Total Test M.	Compositer V. R. W. M.
McEachron															
GDPL	6.78	6.87	7.19	6.74	7.01	6.67	6.91	6.98	6.88	7.28	7.05	6.81	6.75	6.81	6.88
%ile	57.1	57.2	61.4	52.5	58.4	53.6	58.5	60.3	58.7	63.3	63.0	56.7	58.2	59.4	60.6
Monroe															
GDPL	4.49	5.18	4.91	4.78	5.47	4.56	4.94	5.55	4.59	5.30	5.15	4.95	5.18	5.09	4.98
%ile	20.2	25.9	30.0	22.2	35.8	23.2	25.7	32.5	18.8	28.6	23.6	20.3	26.9	23.1	21.0
Parkdale															
GDPL	4.70	5.08	5.12	4.82	5.54	4.98	5.13	5.18	4.67	5.21	5.02	4.57	4.94	4.78	4.95
%ile	23.4	24.2	30.9	24.6	36.7	28.8	29.0	27.6	20.3	26.6	22.7	14.8	23.1	16.5	20.9
Polk															
GDPL	5.95	6.06	5.82	6.38	6.19	5.88	6.08	6.00	6.02	6.27	6.09	5.69	5.89	5.82	6.00
%ile	42.4	42.0	41.7	47.3	45.6	42.2	43.9	42.0	44.0	45.0	43.5	33.7	39.8	37.5	41.3
Potwin															
GDPL	6.68	7.13	7.12	7.48	7.55	7.42	7.40	7.03	7.11	7.15	7.10	7.14	6.96	7.08	7.08
%ile	55.4	61.3	60.9	64.7	66.8	64.4	66.8	61.8	60.3	61.6	63.2	62.1	60.7	64.1	63.5
Quincy															
GDPL	4.99	5.43	5.61	5.46	5.71	5.11	5.49	5.56	5.37	6.02	5.65	5.26	5.69	5.50	5.42
%ile	27.4	31.4	38.0	33.4	39.3	30.6	34.3	33.9	32.6	42.0	35.6	26.8	35.7	30.9	30.2
Quinton Heights															
GDPL	6.13	6.23	6.43	5.90	6.32	5.83	6.13	6.14	6.14	6.43	6.24	6.38	6.00	6.22	6.19
%ile	47.7	47.8	49.0	39.7	48.1	41.9	45.6	47.1	45.7	49.9	48.0	48.6	43.9	46.9	47.4
Randolph															
GDPL	7.64	7.60	7.67	7.76	7.99	7.37	7.71	7.65	7.50	7.57	7.60	7.70	7.10	7.43	7.60
%ile	72.1	70.1	68.4	68.6	72.8	64.5	71.9	70.7	68.6	70.1	72.6	72.8	64.4	71.0	74.3
Rice															
GDPL	5.79	6.15	5.90	5.55	6.25	5.53	5.82	6.07	6.11	6.42	6.20	5.96	6.16	6.09	6.01
%ile	40.3	44.5	41.3	34.8	47.2	37.2	39.7	43.6	44.5	48.3	46.5	41.1	45.6	44.0	42.5
Sheldon															
GDPL	7.25	7.28	7.50	7.11	7.29	7.30	7.31	7.49	7.48	7.57	7.52	7.08	7.05	7.08	7.28
%ile	65.0	66.3	65.9	58.8	62.6	63.7	65.8	69.7	69.8	69.5	72.2	62.8	65.3	65.9	69.2

IOWA TESTS OF BASIC SKILLS

GRADE 6

ADMINISTERED 1-7-74

EXPECTED GRADE PLACEMENT 6.40

SCHOOL	Vocab.	Comp.	Spell.	Capit.	Punct.	Usage	Test L Lang.	Map	Graphs	Knowl. Ref.	Total Test W.	Math Conc.	Math Prob.	Total Test M.	Composite V, R, W, M.
State Street															
GDPL	5.57	5.91	6.39	6.21	6.56	5.44	6.16	5.97	5.79	6.09	5.95	5.50	5.86	5.71	5.86
Zile	35.7	38.0	48.6	45.3	51.5	34.8	45.8	42.1	39.2	42.7	41.0	30.6	39.8	35.4	38.5
Stout															
GDPL	7.12	7.09	6.92	7.05	6.95	7.05	7.00	6.76	7.21	7.33	7.10	6.95	6.70	6.85	7.04
Zile	64.2	63.1	57.5	58.1	57.7	59.5	60.9	57.5	63.5	64.3	64.5	60.0	57.9	60.5	64.1
Sumner															
GDPL	5.45	5.65	5.72	5.95	5.99	5.59	5.82	5.83	5.51	5.93	5.75	5.42	5.26	5.37	5.60
Zile	34.0	36.2	39.2	40.2	42.6	37.4	39.4	41.1	33.7	40.6	38.1	29.1	28.7	28.2	33.8
Whitson															
GDPL	7.18	7.29	7.20	7.17	7.44	7.07	7.22	7.14	7.39	7.22	7.25	7.17	6.83	7.03	7.19
Zile	63.1	63.9	61.3	59.6	64.7	59.9	64.0	61.6	66.7	63.7	66.4	63.6	59.1	63.7	65.9
Topeka Public Schools															
GDPL	6.38	6.55	6.60	6.51	6.69	6.30	6.54	6.58	6.38	6.68	6.55	6.33	6.28	6.33	6.47
Zile	50.4	51.4	52.4	49.7	53.6	48.3	52.2	53.0	49.8	53.1	53.1	46.9	48.1	48.6	51.6

IOWA TESTS OF BASIC SKILLS

GRADE 3

ADMINISTERED 3-10-75

EXPECTED GRADE PLACEMENT 3.60

SCHOOL	Vocab.	Comp.	Spell.	Capit.	Punct.	Usage	Test L Lang.	Map	Graphs	Knowl. Ref.	Total Test W.	Math Conc.	Math Prob.	Total Test M.	Composite V, R, W, M.
Avondale East															
GDPL	2.68	2.97	3.35	2.75	3.23	2.95	3.08	3.10	2.96	3.11	3.06	2.93	2.99	2.98	2.96
%ile	25.9	30.0	37.0	25.2	37.1	31.9	29.4	33.4	30.4	32.0	29.3	25.0	32.3	27.8	25.6
Avondale Southwest															
GDPL	3.97	4.08	4.60	4.11	4.34	4.46	4.39	4.39	3.99	4.08	4.04	3.82	3.71	3.79	4.06
%ile	57.9	57.4	66.6	57.8	60.8	63.2	64.7	56.9	58.0	61.5	61.3	51.4	51.6	53.2	60.2
Avondale West															
GDPL	4.36	4.51	4.54	4.26	4.62	4.90	4.59	4.41	4.31	4.22	4.31	4.09	4.17	4.16	4.39
%ile	67.7	66.7	64.5	60.3	66.8	71.6	68.9	67.1	64.7	62.3	67.7	60.0	64.8	65.4	68.8
Belvoir*															
GDPL															
%ile															
Bishop															
GDPL	4.42	4.69	4.69	4.56	4.70	4.90	4.72	4.70	4.50	4.37	4.52	4.25	4.51	4.41	4.56
%ile	69.3	72.5	67.8	66.6	67.0	71.8	71.2	73.2	69.0	67.1	73.0	64.9	72.7	71.7	73.6
Central Park															
GDPL	3.92	4.03	4.16	3.93	3.98	3.88	4.00	4.21	4.09	3.90	4.07	3.75	3.70	3.75	3.95
%ile	55.8	56.6	57.2	53.4	53.5	51.6	54.8	61.9	59.6	56.4	61.9	49.9	51.5	52.2	57.0
Clay															
GDPL	3.46	3.52	4.06	3.55	4.16	3.83	3.91	3.51	4.05	3.89	3.82	3.38	3.56	3.49	3.64
%ile	45.2	44.1	54.1	43.3	56.0	50.4	51.1	45.5	58.3	56.2	54.3	37.3	47.1	43.4	47.1
Crestview															
GDPL	3.91	4.16	4.15	3.76	3.93	4.31	4.05	3.93	3.88	3.68	3.83	3.71	3.79	3.77	3.95
%ile	56.9	59.9	57.6	49.3	51.4	60.4	56.6	55.9	54.6	49.9	55.5	48.9	52.8	52.4	57.4
Gage															
GDPL	4.10	4.40	4.74	4.69	4.55	4.33	4.59	4.30	3.90	4.03	4.07	3.62	3.72	3.69	4.17
%ile	60.3	65.3	69.1	69.1	65.2	61.1	68.6	64.4	53.8	58.5	60.7	45.4	53.0	50.2	63.1
Grant															
GDPL	3.22	3.30	3.90	2.76	3.85	3.76	3.58	3.12	3.19	3.59	3.30	3.32	3.58	3.48	3.38
%ile	36.7	37.9	51.6	24.9	51.3	50.0	45.3	32.1	35.5	48.2	36.5	35.2	47.0	42.6	39.4

*GDPL and %ile not available

IOWA TESTS OF BASIC SKILLS

GRADE 3

ADMINISTERED 3-10-75

EXPECTED GRADE PLACEMENT 3.60

SCHOOL	Vocab.	Comp.	Spell.	Capit.	Punct.	Usage	Test L Lang.	Map	Graphs	Knowl. Ref.	Total Test W.	Math Conc.	Math Prob.	Total Test M.	Composite V, R, W, M.
Highland Park Central GDPL Zile	3.47 45.2	3.65 47.7	3.86 50.5	3.62 45.7	3.75 48.1	3.77 49.3	3.77 48.8	3.78 50.6	3.43 43.3	3.29 38.2	3.49 44.2	3.22 32.6	3.52 46.0	3.39 40.4	3.56 45.5
Highland Park North GDPL Zile	3.44 43.8	3.57 46.1	4.05 54.2	3.85 51.0	3.83 49.8	3.47 43.3	3.83 50.5	3.53 43.2	3.44 42.9	3.52 44.6	3.50 43.1	3.19 31.6	3.20 37.2	3.21 34.9	3.51 43.8
Highland Park South GDPL Zile	3.68 50.0	3.83 51.0	3.95 52.0	3.74 48.7	3.95 52.7	4.03 54.8	3.93 53.3	3.67 48.5	3.82 52.9	3.57 46.8	3.69 50.4	3.53 42.4	3.49 45.0	3.53 44.7	3.74 50.5
Hudson GDPL Zile	3.90 55.0	3.76 49.9	4.26 60.2	4.19 58.6	3.69 46.6	3.89 51.6	4.02 56.0	3.74 50.2	3.74 49.5	3.76 51.8	3.74 51.4	3.68 47.1	3.86 56.6	3.79 52.6	3.85 53.5
Lafayette GDPL Zile	3.34 41.3	3.28 38.3	3.93 52.2	3.23 36.6	3.23 35.8	3.23 37.8	3.42 39.9	3.05 31.4	3.16 35.5	3.26 35.9	3.15 32.8	3.29 34.8	3.02 32.2	3.18 32.3	3.28 35.7
Linn GDPL Zile	3.52 46.0	3.47 43.3	3.58 43.7	3.26 37.0	3.44 40.4	3.33 39.6	3.41 38.9	3.29 38.7	3.07 34.4	3.33 39.8	3.22 35.0	3.23 34.2	3.25 39.3	3.26 36.4	3.38 38.7
Lowman Hill GDPL Zile	3.59 48.2	3.72 49.1	3.87 52.0	3.55 44.6	3.85 50.7	3.82 50.9	3.79 50.2	3.71 49.7	3.69 48.7	3.62 48.2	3.67 49.4	3.56 43.6	3.37 43.2	3.49 44.1	3.65 48.0
Lundgren GDPL Zile	3.74 51.1	3.81 51.7	4.04 54.9	3.52 44.2	3.61 44.4	3.83 51.2	3.76 49.7	3.93 55.6	3.62 47.9	3.57 46.3	3.70 50.2	3.51 41.7	3.53 46.3	3.55 44.5	3.71 50.0
McCarter GDPL Zile	3.85 54.3	3.83 52.1	4.14 56.9	3.73 48.1	3.87 50.9	3.63 45.7	3.85 50.7	3.70 49.8	3.60 47.4	3.58 45.7	3.63 48.2	3.28 34.4	3.41 43.2	3.37 39.3	3.70 49.8
McClure GDPL Zile	4.26 65.7	4.34 65.0	4.70 69.0	4.24 60.6	4.27 59.8	4.40 62.2	4.41 66.1	4.57 71.2	4.41 67.0	4.21 66.3	4.40 71.3	4.14 62.3	4.20 65.6	4.19 67.3	4.32 68.9

IOWA TESTS OF BASIC SKILLS

GRADE 3

ADMINISTERED 3-10-75

EXPECTED GRADE PLACEMENT 3.60

SCHOOL	Vocab.	Comp.	Spell.	Capit.	Punct.	Usage	Test L Lang.	Map	Graphs	Knowl. Ref.	Total Test W.	Math Conc.	Math Prob.	Total Test M.	Composite V. R. W. N.
McEachron															
GDPL	4.08	4.53	4.46	4.52	4.41	4.35	4.45	4.32	4.30	4.14	4.25	3.98	3.94	3.98	4.26
%ile	60.4	67.6	64.0	66.1	61.4	61.3	65.9	64.7	64.4	62.1	66.0	56.3	57.5	58.5	65.8
Monroe															
GDPL	3.20	3.33	4.11	3.63	4.33	3.16	3.82	4.43	3.75	4.00	4.06	3.25	3.64	3.48	3.58
%ile	37.8	41.3	54.5	44.5	60.8	35.7	48.8	67.8	48.9	58.0	59.6	34.8	48.9	43.1	45.3
Parkdale															
GDPL	2.81	2.81	3.05	2.83	3.03	2.38	2.84	2.42	2.63	2.96	2.67	2.60	2.69	2.68	2.76
%ile	27.8	26.4	31.5	26.5	30.1	19.6	22.6	17.4	22.8	28.6	18.4	14.7	26.0	19.4	19.5
Polk															
GDPL	3.11	3.18	3.69	3.26	3.51	3.50	3.50	3.49	3.23	3.36	3.36	3.21	2.88	3.06	3.24
%ile	38.2	35.5	44.4	38.8	42.7	42.6	41.8	42.2	38.9	39.6	39.7	33.2	30.2	31.3	36.2
Potwin															
GDPL	4.05	3.72	4.29	3.85	3.87	3.81	3.98	3.98	3.95	3.70	3.88	3.39	3.69	3.57	3.84
%ile	59.4	49.6	59.9	51.2	49.9	49.5	53.3	56.2	56.8	51.9	55.8	39.4	52.7	47.6	52.5
Quincy															
GDPL	3.14	3.20	3.35	2.95	3.11	2.96	3.11	3.49	3.23	3.24	3.31	2.96	2.98	2.99	3.14
%ile	36.1	37.1	41.0	32.2	34.5	32.9	32.7	43.0	37.0	37.0	37.7	25.3	30.6	27.6	31.5
Quinton Heights															
GDPL	3.64	3.85	4.11	4.26	4.62	3.75	4.19	3.66	3.78	3.87	3.76	3.45	3.33	3.41	3.78
%ile	46.9	50.6	56.1	59.9	66.3	48.9	58.9	46.8	50.8	53.3	49.6	39.7	40.1	39.2	49.1
Randolph															
GDPL	4.48	4.54	4.95	4.84	4.57	4.65	4.77	4.24	4.57	4.26	4.36	4.10	4.18	4.16	4.46
%ile	69.7	67.9	73.6	72.9	64.5	66.7	72.5	64.8	70.3	65.5	69.7	59.4	65.8	64.7	71.1
Rice															
GDPL	3.23	3.10	3.35	2.90	3.41	2.82	3.13	3.12	2.96	3.24	3.11	3.01	3.15	3.10	3.14
%ile	38.8	34.9	38.4	31.0	39.3	29.9	31.5	36.0	33.4	37.1	34.0	26.1	37.5	32.1	32.8
Sheldon															
GDPL	4.68	4.74	4.89	4.33	4.62	4.76	4.67	4.75	4.82	4.55	4.70	4.07	4.70	4.41	4.64
%ile	75.3	72.2	71.7	60.9	66.7	69.2	70.8	74.6	76.2	73.5	77.9	59.9	78.3	72.0	75.7

IOWA TESTS OF BASIC SKILLS

GRADE 3

ADMINISTERED 3-10-75

EXPECTED GRADE PLACEMENT 3.60

SCHOOL	Vocab.	Comp.	Spell.	Capit.	Punct.	Usage	Test I Lang.	Map	Graphs	Knowl. Ref.	Total Test W.	Math Conc.	Math Prob.	Total Test M.	Composite V, R, W, M.
State Street															
GDPL	3.34	3.30	3.58	3.56	3.71	3.23	3.53	3.56	3.41	3.50	3.50	3.27	3.37	3.34	3.39
%ile	42.0	40.4	43.6	44.5	45.8	38.0	41.2	45.5	42.5	43.4	43.6	34.9	42.8	39.2	39.9
Stout															
GDPL	4.02	4.17	4.08	4.14	4.43	4.41	4.28	4.21	3.99	3.78	3.99	3.81	3.97	3.92	4.08
%ile	59.8	60.8	55.5	58.0	63.6	61.9	62.2	60.9	56.6	51.9	58.1	52.1	58.9	57.5	61.1
Sumner															
GDPL	3.34	3.56	3.89	3.49	3.37	3.54	3.59	3.41	3.60	3.41	3.46	3.31	3.58	3.46	3.49
%ile	41.8	44.5	52.3	41.9	40.4	44.7	45.0	41.0	47.3	41.1	43.0	35.3	45.8	42.0	42.2
Whitson															
GDPL	4.53	4.36	4.75	4.51	4.75	4.60	4.67	4.50	4.07	4.42	4.34	4.19	4.25	4.24	4.44
%ile	71.2	64.0	68.7	67.1	69.2	66.1	70.8	68.0	59.3	69.4	67.9	63.1	67.3	67.2	70.1
Topeka Public Schools															
GDPL	3.76	3.86	4.12	3.81	3.97	3.91	3.97	3.84	3.76	3.73	3.78	3.56	3.63	3.62	3.80
%ile	52.1	52.4	56.1	50.2	52.6	52.0	53.5	52.6	51.0	50.6	52.2	43.6	49.6	47.7	51.9

IOWA TESTS OF BASIC SKILLS

GRADE 4

ADMINISTERED 2-10-75

EXPECTED GRADE PLACEMENT 4.50

SCHOOL	Vocab.	Comp.	Spell.	Capit.	Funct.	Usage	Test L Lang.	Map	Graphs	Knowl. Ref.	Total Test W.	Math Conc.	Math Prob.	Total Test M.	Composite V, R, W, M.
Avondale East															
GDPL	4.35	4.11	4.34	3.87	4.18	3.94	4.10	4.33	3.92	4.07	4.10	4.18	3.85	4.04	4.14
%ile	49.1	42.9	45.0	35.7	42.1	39.9	40.7	45.5	36.9	40.1	40.5	40.3	37.2	39.7	42.1
Avondale Southwest															
GDPL	4.89	5.20	5.11	5.27	5.22	5.23	5.22	5.35	4.87	5.13	5.12	4.95	4.89	4.94	5.07
%ile	60.7	65.0	60.8	64.5	63.2	63.9	65.8	70.4	58.7	67.6	68.9	62.0	64.2	65.5	66.7
Avondale West															
GDPL	5.50	5.44	5.39	5.51	5.62	5.51	5.52	5.52	5.16	5.50	5.40	5.15	4.92	5.06	5.39
%ile	74.1	70.5	66.4	68.1	70.2	68.9	71.1	72.4	65.1	74.0	72.6	65.6	65.5	68.0	73.6
Belvoir															
GDPL	3.76	3.92	4.19	3.38	3.72	3.58	3.73	3.87	3.66	3.93	3.83	3.74	3.65	3.73	3.79
%ile	35.5	38.8	42.9	24.8	33.0	33.8	32.7	35.4	31.6	36.1	34.3	28.1	33.1	29.8	33.0
Bishop															
GDPL	5.32	5.30	5.33	5.31	5.49	5.39	5.39	5.43	5.16	5.25	5.28	5.18	4.87	5.05	5.27
%ile	70.2	68.3	65.5	66.0	69.4	67.6	70.9	72.7	64.3	70.1	73.0	67.0	64.2	69.3	73.0
Central Park															
GDPL	4.35	4.67	4.62	4.23	4.35	4.41	4.41	4.48	4.43	4.43	4.44	4.21	4.45	4.35	4.45
%ile	47.9	54.5	51.1	44.0	46.5	48.7	48.9	50.7	48.4	50.1	51.5	41.4	51.6	48.6	51.1
Clay															
GDPL	4.69	4.61	5.53	4.63	5.20	4.53	4.99	4.28	4.65	4.25	4.39	4.59	4.49	4.56	4.66
%ile	56.3	53.5	70.5	51.9	63.5	51.0	62.6	45.3	54.0	44.1	49.1	52.3	57.5	56.1	58.4
Crestview															
GDPL	5.00	5.31	5.07	5.02	5.39	5.08	5.16	5.44	5.25	5.17	5.29	4.77	4.76	4.79	5.11
%ile	63.4	69.4	60.6	60.0	67.8	61.8	66.3	73.1	67.7	69.3	74.6	58.0	61.5	63.5	70.3
Gage															
GDPL	5.28	5.57	5.45	5.30	5.64	5.40	5.46	5.54	5.36	5.22	5.37	5.36	5.14	5.27	5.40
%ile	69.4	72.8	66.7	65.1	71.1	67.2	71.2	74.3	69.8	70.2	75.9	73.0	70.2	74.9	75.3
Grant															
GDPL	3.68	3.64	4.43	4.27	5.02	4.22	4.49	4.13	4.07	4.19	4.12	4.14	4.13	4.16	4.03
%ile	33.9	32.1	49.7	44.6	60.6	45.1	51.4	41.2	40.8	43.2	42.6	39.0	42.6	43.1	39.9

IOWA TESTS OF BASIC SKILLS

GRADE 4

ADMINISTERED 2-10-75

EXPECTED GRADE PLACEMENT 4.50

SCHOOL	Vocab.	Comp.	Spell.	Capit.	Punct.	Usage	Test L Lang.	Map	Graphs	Knowl. Ref.	Total Test W.	Math Conc.	Math Prob.	Total Test M.	Composite V, R, W, M.
Highland Park Central															
GDPL	4.36	4.24	4.90	4.44	4.89	3.96	4.55	4.36	4.08	4.12	4.19	4.33	4.37	4.37	4.34
Zile	49.2	46.0	57.3	47.6	57.0	40.6	51.8	47.6	41.8	42.9	44.8	45.8	50.5	50.1	48.8
Highland Park North															
GDPL	3.96	4.20	4.48	4.45	4.33	3.61	4.24	4.10	3.77	4.09	3.99	4.15	3.83	4.01	4.08
Zile	40.0	43.8	48.4	48.0	45.2	33.6	44.4	41.5	34.6	40.0	37.4	40.2	37.6	39.2	40.3
Highland Park South															
GDPL	4.56	4.67	4.81	4.62	4.49	4.68	4.66	4.60	4.52	4.34	4.48	4.41	4.22	4.34	4.54
Zile	54.0	54.6	55.1	51.2	48.9	53.6	54.5	54.6	50.7	47.1	52.9	46.8	45.0	47.1	53.6
Hudson															
GDPL	4.37	4.28	4.62	4.28	4.41	3.98	4.34	4.34	4.65	4.47	4.49	4.24	4.26	4.27	4.35
Zile	49.7	46.0	51.6	43.9	47.9	40.5	46.8	47.4	53.0	50.5	52.2	44.0	48.4	47.2	48.0
Lafayette															
GDPL	3.31	3.27	3.30	3.14	3.68	3.21	3.34	3.50	3.45	3.73	3.56	3.59	3.59	3.61	3.41
Zile	25.8	25.2	27.6	21.3	32.4	26.0	23.4	27.2	26.6	31.4	25.7	26.4	30.3	27.9	22.8
Linn															
GDPL	4.73	4.77	5.08	4.93	5.37	5.06	5.12	5.11	5.01	4.96	5.02	4.98	4.85	4.94	4.91
Zile	57.7	57.5	59.9	57.4	65.6	60.9	63.7	65.3	60.7	62.9	65.3	62.0	64.0	65.7	63.7
Lowman Hill															
GDPL	4.04	4.17	4.21	3.92	4.22	4.03	4.11	4.43	4.18	3.93	4.19	4.13	3.94	4.06	4.11
Zile	41.4	44.2	44.5	36.9	42.6	41.3	41.4	49.4	43.1	37.8	44.4	39.2	37.5	39.0	41.6
Lundgren															
GDPL	4.63	4.71	4.60	4.31	4.80	4.33	4.53	4.93	4.93	4.81	4.89	4.77	4.71	4.76	4.71
Zile	55.3	55.6	51.6	44.6	54.5	47.0	50.8	60.6	59.4	60.3	63.1	56.9	60.0	60.8	58.2
McCarter															
GDPL	5.13	5.20	5.25	5.09	4.99	5.02	5.10	5.26	5.09	4.99	5.11	5.15	4.79	4.99	5.12
Zile	66.2	64.8	63.6	60.2	58.6	60.1	63.6	67.1	61.9	62.4	66.8	66.2	59.9	65.2	67.5
McClure															
GDPL	5.51	5.79	5.43	5.30	5.63	5.64	5.52	5.52	5.31	5.45	5.43	5.38	5.07	5.25	5.49
Zile	75.0	77.0	67.9	64.1	70.7	71.6	72.5	72.5	66.9	73.5	74.6	72.9	68.8	74.4	77.5

IOWA TESTS OF BASIC SKILLS

GRADE 4

ADMINISTERED 2-10-75

EXPECTED GRADE PLACEMENT 4.50

SCHOOL	Vocab.	Comp.	Spell.	Capit.	Punct.	Usage	Test L Lang.	Map	Graphs	Knowl. Ref.	Total Test W.	Math Conc.	Math Prob.	Total Test M.	Composite V, R, W, M.
State Street															
GDPL	4.00	4.38	4.42	4.39	4.92	4.35	4.53	4.48	4.39	4.49	4.46	4.27	4.34	4.33	4.34
Zile	40.7	48.4	46.9	46.4	56.9	47.7	50.7	50.3	47.2	50.6	50.7	43.9	49.7	48.7	48.0
Stout															
GDPL	5.28	5.39	5.16	4.87	5.20	5.36	5.16	5.35	5.23	5.25	5.28	4.98	4.84	4.93	5.22
Zile	69.6	70.9	61.3	56.5	62.3	66.5	65.3	71.1	65.9	69.2	72.9	64.1	63.1	66.2	71.9
Sumner															
GDPL	4.13	4.50	4.50	4.26	4.39	4.12	4.32	4.17	4.69	4.56	4.48	4.39	4.12	4.28	4.34
Zile	42.9	51.8	49.4	44.2	46.6	43.0	46.3	43.3	54.1	52.2	51.6	47.4	43.5	47.1	48.1
Whitson															
GDPL	5.62	5.89	5.77	5.30	5.70	5.70	5.62	5.97	5.63	5.66	5.76	5.46	5.11	5.32	5.65
Zile	75.9	78.8	74.0	65.7	73.3	72.6	75.1	82.2	72.7	78.6	81.5	74.3	69.2	75.2	80.2
Topeka Public Schools															
GDPL	4.62	4.76	4.83	4.61	4.87	4.65	4.75	4.79	4.63	4.71	4.71	4.63	4.47	4.58	4.68
Zile	54.6	56.2	55.4	50.9	56.0	53.0	55.5	57.0	52.7	55.9	57.0	52.9	53.0	54.8	56.5

IOWA TESTS OF BASIC SKILLS

GRADE 5

ADMINISTERED 1-27-75

EXPECTED GRADE PLACEMENT 5.50

SCHOOL	Vocab.	Comp.	Spell.	Capit.	Punct.	Usage	Test L Lang.	Map	Graphs	Knowl. Ref.	Total Test W.	Math Conc.	Math Prob.	Total Test M.	Composite V, R, W, M.
Avondale East															
GDPL	5.09	5.34	5.13	5.19	5.54	4.69	5.15	5.11	5.04	5.31	5.15	5.05	5.04	5.07	5.17
%ile	42.8	46.5	43.1	43.1	50.1	38.1	43.9	40.8	40.9	44.9	42.1	38.3	41.2	39.7	43.1
Avondale Southwest															
GDPL	5.67	5.98	5.20	5.79	6.02	5.87	5.73	6.05	5.92	5.79	5.92	5.62	5.55	5.61	5.78
%ile	55.3	60.3	44.9	54.2	59.1	57.1	55.7	61.3	58.5	55.9	61.0	53.7	54.6	56.7	59.2
Avondale West															
GDPL	6.25	6.44	6.38	6.07	6.30	6.13	6.23	6.63	6.40	6.42	6.48	6.36	6.00	6.21	6.33
%ile	67.6	67.2	64.8	58.6	63.6	61.6	65.1	72.2	66.2	67.0	71.6	67.6	64.0	68.1	70.0
Belvoir															
GDPL	3.84	4.23	4.18	4.13	4.27	3.72	4.09	4.35	4.37	4.66	4.46	4.53	4.30	4.44	4.21
%ile	21.9	25.0	27.0	24.2	27.1	22.1	22.6	26.9	27.6	30.2	26.4	27.9	26.7	25.8	21.0
Bishop															
GDPL	5.90	6.08	5.86	6.13	6.00	6.18	6.06	6.50	6.36	6.19	6.35	5.80	5.63	5.74	6.03
%ile	60.1	62.8	56.4	60.3	59.4	62.2	62.5	71.3	67.0	64.3	70.8	56.8	56.9	59.2	64.8
Central Park															
GDPL	5.77	6.13	5.94	5.67	5.66	5.81	5.79	5.97	5.89	6.17	6.01	5.77	5.78	5.80	5.90
%ile	55.7	63.0	58.1	51.3	52.3	56.0	56.6	61.4	58.3	63.4	64.1	55.1	58.5	58.4	60.9
Clay															
GDPL	4.91	5.41	5.72	4.87	5.59	4.98	5.30	5.51	5.24	5.26	5.33	4.93	4.84	4.91	5.19
%ile	41.0	49.5	53.1	37.0	51.8	41.9	47.6	51.7	45.9	44.4	48.8	37.7	36.5	37.5	45.1
Crestview															
GDPL	6.10	6.43	6.03	5.74	6.12	6.10	6.02	6.34	6.22	6.17	6.24	5.78	5.77	5.80	6.12
%ile	64.1	68.3	59.2	53.5	60.2	60.8	61.4	67.5	64.8	64.1	69.0	57.3	59.9	61.1	66.9
Gage															
GDPL	5.98	6.18	5.76	6.15	6.03	5.60	5.90	6.43	6.10	5.92	6.15	5.76	5.66	5.74	5.99
%ile	62.8	63.9	54.3	59.4	57.8	52.2	58.4	67.3	61.7	58.1	64.9	56.1	55.2	57.8	63.1
Grant															
GDPL	4.37	4.65	4.34	4.00	4.47	3.96	4.21	4.75	4.53	4.71	4.66	4.58	3.93	4.27	4.43
%ile	30.0	34.1	28.0	24.1	30.2	25.1	24.7	35.0	31.3	32.4	32.7	30.6	18.3	22.1	26.2

IOWA TESTS OF BASIC SKILLS

GRADE 5

ADMINISTERED 1-27-75

EXPECTED GRADE PLACEMENT 5.50

SCHOOL	Vocab.	Comp.	Spell.	Capit.	Punct.	Usage	Test L Lang.	Map	Graphs	Knowl. Ref.	Total Test W.	Math Conc.	Math Prob.	Total Test M.	Composite V, R, W, M.
Highland Park Central															
GDPL	4.98	5.15	4.88	4.71	4.71	4.56	4.73	5.06	4.84	5.05	4.98	4.80	4.72	4.79	4.93
%ile	41.3	43.8	37.9	34.0	37.5	35.2	35.0	41.2	38.5	40.3	39.4	34.3	33.8	34.0	38.0
Highland Park North															
GDPL	4.64	4.91	4.99	4.64	4.89	4.59	4.79	4.88	4.66	5.05	4.86	4.67	4.80	4.76	4.79
%ile	36.8	41.5	41.7	35.6	40.1	35.8	37.7	39.7	37.0	41.1	40.0	33.6	38.3	35.8	37.1
Highland Park South															
GDPL	5.16	5.61	5.62	5.82	5.67	5.28	5.60	5.88	5.50	5.59	5.65	5.57	5.40	5.51	5.51
%ile	44.5	53.1	51.9	54.5	52.7	47.2	53.4	60.6	50.8	51.7	56.7	52.1	50.0	53.2	52.6
Hudson															
GDPL	5.39	5.48	5.41	5.25	5.18	5.06	5.25	5.79	5.65	5.58	5.67	5.55	4.84	5.21	5.40
%ile	50.6	49.8	48.5	45.3	43.5	43.0	45.9	55.0	53.1	51.3	54.6	50.6	38.5	44.6	49.2
Lafayette															
GDPL	4.23	4.07	4.49	4.17	4.00	4.08	4.20	4.31	3.87	4.64	4.28	4.25	4.22	4.26	4.20
%ile	27.1	21.5	31.6	25.5	22.7	27.1	24.3	25.1	20.2	29.7	21.4	23.2	24.9	22.4	20.2
Linn															
GDPL	5.65	5.82	5.59	5.53	5.88	5.67	5.68	5.95	5.94	5.89	5.92	6.04	5.71	5.90	5.80
%ile	56.2	56.5	50.8	50.0	56.0	53.8	54.1	59.4	58.2	58.6	61.1	60.6	56.0	60.2	58.7
Lowman Hill															
GDPL	5.12	5.25	5.13	5.02	5.29	4.75	5.06	5.38	5.00	5.18	5.19	4.69	4.84	4.78	5.07
%ile	44.2	46.1	43.4	40.3	46.0	38.4	42.5	48.4	41.5	43.3	45.7	32.3	37.3	34.8	42.6
Lundgren															
GDPL	4.67	5.09	4.54	4.88	4.83	4.63	4.72	4.86	4.91	4.87	4.89	4.62	4.54	4.60	4.80
%ile	36.5	42.0	32.3	38.2	37.1	35.9	34.8	37.5	38.0	35.5	36.5	30.7	30.3	29.7	35.0
McCarter															
GDPL	5.88	6.23	5.74	5.80	5.84	5.97	5.85	6.25	6.01	6.19	6.15	5.90	5.88	5.91	6.01
%ile	59.0	64.2	53.8	53.8	55.5	58.3	57.5	66.4	59.7	63.8	66.0	58.2	61.3	62.1	63.2
McClure															
GDPL	6.13	6.53	6.18	6.27	6.49	6.62	6.40	6.56	6.30	6.14	6.33	6.02	5.83	5.95	6.27
%ile	65.2	70.0	60.6	62.0	66.6	70.0	68.3	71.4	65.5	63.6	69.5	59.7	59.3	61.5	68.9

IOWA TESTS OF BASIC SKILLS

GRADE 5

ADMINISTERED 1-27-75

EXPECTED GRADE PLACEMENT 5.50

SCHOOL	Vocab.	Comp.	Spell.	Capit.	Punct.	Usage	Test L Lang.	Map	Graphs	Knowl. Ref.	Total Test W.	Math Conc.	Math Prob.	Total Test M.	Composite V, R, W, M.
McEachron															
GDPL	6.26	6.28	5.92	5.86	6.34	6.06	6.06	6.00	6.02	6.15	6.06	5.94	5.66	5.83	6.10
%ile	66.0	65.2	57.2	56.2	64.4	60.7	62.0	60.2	60.7	63.2	63.9	59.7	56.2	60.4	65.5
Monroe															
GDPL	3.82	4.23	4.17	4.41	4.48	3.35	4.11	4.21	3.97	4.79	4.32	4.59	4.42	4.54	4.21
%ile	21.4	25.1	27.3	30.8	31.2	15.5	22.0	24.8	22.1	33.5	23.8	29.9	27.8	27.5	19.9
Parkdale															
GDPL	4.00	3.86	4.00	3.44	4.18	3.52	3.80	4.14	3.89	3.96	4.00	3.87	3.94	3.93	3.92
%ile	24.3	18.6	25.4	13.7	29.8	19.6	18.9	24.2	18.7	19.2	15.8	15.0	17.9	13.0	14.6
Polk															
GDPL	4.45	4.94	4.80	5.15	5.20	4.88	5.03	4.93	4.53	4.82	4.76	4.77	4.64	4.73	4.79
%ile	31.5	39.1	36.9	43.8	44.4	40.0	41.3	39.9	32.2	37.8	35.0	35.0	34.6	35.1	35.8
Potwin															
GDPL	5.58	6.16	6.12	5.41	5.75	5.53	5.72	5.97	5.40	5.72	5.70	5.50	5.12	5.34	5.70
%ile	54.5	63.5	60.5	47.7	52.6	51.4	54.8	58.8	48.9	54.8	56.8	49.7	44.1	49.0	56.3
Quincy															
GDPL	4.79	5.43	5.21	5.21	5.51	4.67	5.16	5.36	5.64	5.49	5.50	5.20	5.14	5.20	5.22
%ile	38.0	50.3	43.9	44.3	49.2	36.9	44.0	47.5	52.8	50.4	52.2	44.0	43.5	44.9	45.9
Quinton Heights															
GDPL	5.03	5.46	5.09	5.09	5.51	4.98	5.19	5.73	5.03	5.60	5.45	5.56	4.84	5.23	5.28
%ile	43.3	49.1	42.6	41.7	49.7	41.8	44.8	55.5	42.3	52.4	50.9	52.4	39.7	45.8	47.0
Randolph															
GDPL	6.45	6.83	6.79	7.10	7.16	6.64	6.94	6.81	6.68	6.67	6.73	6.66	6.56	6.63	6.72
%ile	69.7	74.9	71.9	75.8	79.1	70.3	78.3	75.8	73.0	73.3	78.0	73.7	76.0	78.0	78.2
Rice															
GDPL	4.30	4.76	4.70	3.94	4.43	4.15	4.31	5.32	4.74	4.94	5.00	4.89	4.41	4.67	4.62
%ile	29.9	36.6	37.4	22.0	31.2	27.7	27.0	46.6	35.6	38.4	38.8	37.3	27.9	31.1	30.8
Sheldon															
GDPL	6.15	6.33	5.67	6.10	6.12	6.55	6.13	6.40	6.25	6.01	6.22	6.07	5.65	5.89	6.14
%ile	66.7	67.5	51.8	60.0	60.7	68.8	63.4	70.2	66.4	61.6	69.3	63.2	56.0	62.7	67.9

IOWA TESTS OF BASIC SKILLS

GRADE 5

ADMINISTERED 1-27-75

EXPECTED GRADE PLACEMENT 5.50

SCHOOL	Vocab.	Comp.	Spell.	Capit.	Punct.	Usage	Test I Lang.	Map	Graphs	Knowl. Ref.	Total Test W.	Math Conc.	Math Prob.	Total Test M.	Composite V, R, W, M.
State Street															
GDPL	4.56	5.31	5.33	5.93	6.28	4.99	5.65	5.65	5.30	5.45	5.47	4.84	5.30	5.09	5.22
%ile	33.4	47.5	46.1	56.8	64.0	41.5	55.1	54.5	47.5	50.0	53.2	35.5	48.1	43.0	46.4
Stout															
GDPL	6.43	6.37	6.08	5.62	5.94	6.18	5.97	6.22	6.22	6.41	6.28	6.29	5.50	5.92	6.19
%ile	70.2	68.5	59.1	50.4	58.2	62.3	60.2	64.4	65.4	67.7	69.0	67.8	55.8	63.8	68.3
Sumner															
GDPL	4.65	4.92	4.56	4.79	5.00	4.30	4.67	5.33	4.82	5.25	5.13	4.73	4.72	4.75	4.84
%ile	34.1	37.0	32.7	35.9	40.2	30.9	33.7	45.7	37.5	43.3	41.8	32.3	35.1	33.7	34.6
Whitson															
GDPL	6.08	6.17	5.80	5.58	5.93	6.00	5.84	5.79	6.12	6.03	5.98	5.82	5.57	5.72	5.95
%ile	63.8	63.5	55.0	50.9	57.3	59.3	57.9	58.2	62.0	61.4	63.2	57.3	53.5	57.8	62.7
Topeka Public Schools															
GDPL	5.41	5.68	5.47	5.45	5.63	5.37	5.49	5.74	5.55	5.66	5.65	5.45	5.29	5.40	5.53
%ile	50.4	53.9	49.1	48.1	52.1	48.7	50.7	55.3	51.5	52.9	54.8	48.8	47.9	49.5	52.3

IOWA TESTS OF BASIC SKILLS

GRADE 6

ADMINISTERED 1-6-75

EXPECTED GRADE PLACEMENT 6.40

SCHOOL	Vocab.	Comp.	Spell.	Capit.	Punct.	Usage	Test I Lang.	Map	Graphs	Knowl. Ref.	Total Test W.	Math Conc.	Math Prob.	Total Test M.	Composite V, R, W, M.
Avondale East															
GDPL	5.36	5.90	6.04	5.66	6.17	4.72	5.67	5.82	5.67	5.92	5.80	5.55	5.79	5.70	5.69
%ile	32.2	39.5	44.2	36.0	45.4	26.0	36.4	39.2	37.7	39.5	38.2	31.5	38.5	35.0	35.2
Avondale Southwest															
GDPL	7.00	6.82	6.85	6.67	6.75	6.56	6.72	7.23	6.43	7.02	6.90	6.20	6.40	6.33	6.75
%ile	61.5	57.4	56.7	51.9	54.8	51.9	56.1	63.5	52.0	59.8	60.7	45.6	52.1	50.5	58.5
Avondale West															
GDPL	7.17	7.28	7.19	7.00	7.30	7.18	7.19	7.15	6.86	7.34	7.12	7.08	6.65	6.89	7.13
%ile	65.3	64.9	61.6	57.3	62.6	61.4	63.3	63.5	58.7	64.5	64.2	61.0	56.2	60.3	65.5
Belvoir															
GDPL	4.92	5.32	5.34	5.36	5.42	4.88	5.26	5.33	5.02	5.35	5.23	5.04	4.80	4.94	5.13
%ile	25.6	28.0	33.7	31.3	36.5	27.1	30.0	31.3	26.9	29.4	26.9	20.7	20.7	18.8	23.5
Bishop															
GDPL	6.97	7.04	7.01	6.95	6.98	7.10	7.02	7.12	6.99	7.22	7.11	6.56	6.42	6.52	6.93
%ile	60.7	61.2	58.8	56.8	58.0	60.5	61.4	63.0	61.1	63.2	65.3	53.1	51.9	54.0	62.5
Central Park															
GDPL	6.26	6.01	6.21	6.36	6.33	6.17	6.28	5.99	5.84	6.21	6.01	5.98	5.73	5.88	6.08
%ile	48.2	41.5	46.5	47.2	48.3	46.1	48.0	44.4	40.7	44.8	42.5	39.1	37.5	38.8	43.7
Clay															
GDPL	6.23	5.68	6.21	5.68	6.42	5.36	5.93	6.17	6.43	6.26	6.28	5.77	6.16	5.99	6.02
%ile	47.5	35.9	47.2	38.2	49.5	33.9	42.4	44.3	50.6	45.0	48.0	35.7	46.3	41.9	42.6
Crestview															
GDPL	6.83	7.13	6.69	6.36	7.21	6.65	6.74	7.43	6.84	6.97	7.09	6.88	6.55	6.75	6.91
%ile	59.0	62.1	53.5	47.8	61.3	53.3	56.0	67.7	57.6	58.0	64.3	58.7	52.8	57.5	61.1
Gage															
GDPL	7.20	7.39	7.29	7.65	7.83	7.13	7.49	7.03	7.32	7.38	7.25	7.10	6.59	6.87	7.23
%ile	64.9	66.8	63.3	67.2	70.9	60.7	68.9	62.4	66.2	66.8	68.7	63.8	55.3	61.9	68.3
Grant															
GDPL	5.21	5.72	5.24	4.59	4.88	4.59	4.84	5.22	4.79	5.09	5.04	5.30	5.09	5.23	5.21
%ile	29.3	34.5	29.9	20.0	26.1	22.7	20.9	30.2	22.0	23.5	22.2	24.1	24.2	22.7	23.6

IOWA TESTS OF BASIC SKILLS

GRADE 6

ADMINISTERED 1-6-75

EXPECTED GRADE PLACEMENT 6.40

SCHOOL	Vocab.	Comp.	Spell.	Capit.	Punct.	Usage	Test L Lang.	Map	Graphs	Knowl. Ref.	Total Test W.	Math Conc.	Math Prob.	Total Test M.	Composite V, R, W, M.
Highland Park Central GDPL Zile	5.68 37.2	6.05 41.9	5.82 40.2	5.36 31.5	5.60 38.4	5.28 32.6	5.53 34.6	5.86 40.3	5.40 32.6	5.79 36.1	5.69 35.4	5.50 29.8	5.84 38.6	5.69 34.6	5.72 35.8
Highland Park North GDPL Zile	5.51 34.4	5.77 35.3	6.00 42.4	5.49 32.7	5.87 41.5	5.10 30.3	5.63 35.6	5.67 37.1	5.56 35.0	5.85 36.9	5.70 35.9	5.54 31.3	5.68 34.6	5.64 33.2	5.65 33.6
Highland Park South GDPL Zile	6.27 47.8	6.45 49.4	6.79 55.1	6.32 46.3	6.90 56.8	5.60 37.9	6.41 49.9	6.49 51.9	6.08 44.3	6.50 49.6	6.36 50.1	6.40 48.4	5.74 38.0	6.10 44.4	6.32 49.0
Hudson GDPL Zile	6.29 47.5	6.27 46.0	6.53 51.6	6.00 40.8	6.03 43.6	5.66 38.4	6.07 44.0	6.24 46.8	5.98 42.4	6.35 46.8	6.19 45.5	6.12 41.9	5.87 40.6	6.02 41.4	6.17 45.0
Lafayette GDPL Zile	4.74 22.4	5.29 27.4	5.32 33.4	4.78 23.6	4.94 27.7	4.79 25.6	4.98 25.0	5.10 26.6	5.00 24.4	5.38 29.0	5.15 23.8	5.01 20.5	5.02 23.0	5.04 20.2	5.04 21.4
Linn GDPL Zile	6.74 55.9	7.10 62.1	7.02 58.4	6.24 44.6	6.99 58.3	6.44 50.3	6.69 55.1	7.02 59.3	7.02 59.3	6.95 57.9	7.00 61.3	6.83 56.5	6.48 51.1	6.69 55.3	6.84 58.8
Lowman Hill GDPL Zile	6.12 44.7	6.20 44.3	6.38 49.5	5.48 32.8	5.93 42.2	5.79 40.1	5.91 41.1	6.27 47.3	5.56 35.0	6.01 41.0	5.95 41.2	5.36 26.1	5.65 34.7	5.53 29.8	5.95 40.6
Lundgren GDPL Zile	5.76 38.9	6.02 42.8	6.00 43.7	5.40 34.3	5.43 35.8	4.90 28.0	5.44 34.6	6.06 43.6	5.61 36.1	5.71 36.5	5.78 38.7	5.13 23.8	5.25 28.4	5.21 25.3	5.64 35.2
McCarter GDPL Zile	6.82 57.9	7.20 63.5	6.79 55.0	6.91 55.9	6.90 56.7	6.70 53.9	6.84 57.3	7.13 63.5	6.88 58.1	7.19 62.3	7.06 64.0	6.73 53.7	6.63 55.0	6.70 56.3	6.93 61.6
McClure GDPL Zile	7.11 63.0	7.20 63.7	7.02 58.0	7.26 61.0	7.70 68.7	7.08 59.7	7.27 64.8	7.23 64.6	7.04 60.2	7.01 59.0	7.10 63.4	6.89 57.0	6.76 57.1	6.85 58.8	7.10 64.4

IOWA TESTS OF BASIC SKILLS

GRADE 6

ADMINISTERED 1-6-75

EXPECTED GRADE PLACEMENT 6.40

SCHOOL	Vocab.	Comp.	Spell.	Capit.	Punct.	Usage	Test L Lang.	Map	Graphs	Knowl. Ref.	Total Test W.	Math Conc.	Math Prob.	Total Test M.	Composite V. R. W. M.
McEachron GDPL Zile	7.08 62.4	7.21 73.7	6.94 57.6	6.87 55.5	7.19 61.3	6.95 58.0	7.00 60.7	7.09 61.9	6.99 60.2	7.24 63.5	7.10 64.8	6.99 60.2	6.73 58.5	6.88 61.6	7.06 64.4
Monroe GDPL Zile	3.83 12.0	4.73 17.0	5.03 27.9	4.75 23.9	5.26 31.1	3.93 16.1	4.76 20.8	4.94 22.7	4.21 16.1	5.17 24.2	4.78 17.4	4.73 14.3	4.94 21.1	4.85 15.4	4.59 11.8
Parkdale GDPL Zile	4.11 14.2	4.99 20.1	4.93 26.8	4.69 21.3	5.06 28.7	4.28 17.6	4.75 20.1	4.48 17.6	4.12 11.7	5.08 23.3	4.55 10.9	4.18 6.90	4.32 12.10	4.28 06.4	4.53 09.9
Polk GDPL Zile	5.94 42.4	6.09 42.6	6.82 55.2	6.31 46.6	6.56 51.4	5.47 36.3	6.28 47.7	6.16 45.2	5.48 33.8	6.33 47.3	5.98 41.8	5.90 36.8	5.74 39.1	5.84 38.3	6.04 42.7
Potwin GDPL Zile	6.15 46.6	6.43 49.4	6.21 45.4	6.03 42.9	6.52 51.0	6.32 48.3	6.28 47.7	6.35 49.0	6.40 50.0	6.64 52.2	6.46 51.1	5.97 39.6	6.09 43.9	6.06 42.8	6.27 47.2
Quincy GDPL Zile	5.32 30.2	6.17 44.1	6.60 52.6	5.41 32.3	5.64 37.5	4.41 20.0	5.53 34.5	5.79 38.6	5.46 33.6	5.79 37.3	5.67 35.5	5.71 33.3	5.99 42.0	5.88 39.0	5.71 35.4
Quinton Heights GDPL Zile	5.96 43.8	6.19 45.4	6.30 48.4	5.93 41.5	6.11 45.5	5.66 38.3	6.01 43.6	6.08 44.4	5.87 41.5	6.07 42.1	6.01 43.3	6.01 41.5	5.99 42.3	6.03 42.8	6.04 43.9
Randolph GDPL Zile	7.35 67.5	7.41 65.8	7.00 58.6	6.96 56.3	7.45 64.7	7.06 59.8	7.12 62.4	6.98 60.4	7.35 65.3	7.29 64.4	7.21 66.4	7.24 64.2	7.01 62.1	7.15 65.8	7.25 67.2
Rice GDPL Zile	5.51 35.5	5.97 40.1	5.60 37.6	5.09 27.2	5.35 34.8	4.60 23.7	5.18 29.2	5.80 38.8	5.23 31.0	5.50 33.6	5.51 33.4	5.68 35.1	5.40 31.2	5.56 33.3	5.55 32.7
Sheldon GDPL Zile	7.27 66.0	7.66 72.3	7.58 66.7	7.21 59.8	7.60 66.6	7.08 59.7	7.38 66.5	7.45 69.5	7.34 66.1	7.67 70.7	7.49 72.2	7.56 70.2	7.08 64.5	7.34 69.0	7.42 70.9

IOWA TESTS OF BASIC SKILLS

GRADE 6

ADMINISTERED 1-6-75

EXPECTED GRADE PLACEMENT 6.40

SCHOOL	Vocab.	Comp.	Spell.	Capit.	Punct.	Usage	Test L Lang.	Map	Graphs	Knowl. Ref.	Total Test W.	Math Conc.	Math Prob.	Total Test M.	Composite V. R. W. M.
State Street															
GDPL	5.57	6.18	6.30	6.06	6.13	5.54	6.02	6.45	5.95	6.26	6.22	6.08	6.03	6.08	6.02
%ile	37.1	44.5	46.9	42.1	44.9	37.1	42.9	50.5	42.1	45.5	46.4	42.3	43.1	44.3	42.1
Stout															
GDPL	7.71	7.31	7.31	6.31	6.70	7.11	6.87	7.08	6.81	7.10	7.00	6.71	6.31	6.54	7.08
%ile	74.6	66.8	64.1	46.4	54.3	60.0	58.6	62.7	56.6	61.4	64.1	54.4	48.6	52.7	65.5
Sumner															
GDPL	5.23	5.57	5.39	4.77	5.10	5.01	5.08	5.76	5.93	5.68	5.79	5.59	5.37	5.50	5.44
%ile	30.4	33.4	35.0	23.1	31.6	28.6	27.6	38.3	41.8	34.7	38.2	32.3	31.8	31.3	30.3
Whitson															
GDPL	7.56	7.93	8.01	7.52	7.89	7.60	7.76	7.56	7.74	7.98	7.76	7.31	6.91	7.13	7.62
%ile	70.5	75.4	73.2	65.4	71.7	67.8	72.8	70.2	71.9	75.2	75.6	66.3	62.6	66.1	74.3
Topeka Public Schools															
GDPL	6.31	6.56	6.53	6.22	6.52	6.06	6.34	6.50	6.27	6.55	6.44	6.23	6.10	6.19	6.37
%ile	49.2	51.4	51.2	45.1	51.2	44.7	48.9	51.7	47.7	50.6	51.0	44.8	44.8	45.6	49.5

IOWA TESTS OF BASIC SKILLS

GRADE 3

ADMINISTERED 3-5-76

EXPECTED GRADE PLACEMENT 3.60

SCHOOL	Vocab.	Comp.	Spell.	Caplt.	Punct.	Usage	Test L Lang.	Map	Graphs	Knowl. Ref.	Total Test W.	Math Conc.	Math Prob.	Total Test M.	Composite V. R. W. M.
Avondale East															
GDPL	3.25	3.32	3.59	3.11	3.07	3.38	3.29	3.36	3.31	3.25	3.31	3.14	3.31	3.25	3.28
%ile	39.0	39.1	42.7	33.4	32.7	41.3	35.6	40.8	40.3	37.1	38.8	30.8	39.6	35.3	36.0
Avondale Southwest															
GDPL	4.06	4.28	4.44	4.05	4.02	4.21	4.20	4.24	4.01	3.89	4.04	3.70	3.94	3.85	4.08
%ile	59.6	59.8	62.6	56.0	53.9	58.3	60.3	62.6	55.8	55.4	59.7	47.8	57.7	55.2	60.1
Avondale West															
GDPL	4.04	4.40	4.55	3.90	4.43	4.30	4.31	4.32	4.10	3.94	4.12	3.90	4.06	4.00	4.18
%ile	60.2	65.1	64.4	53.4	61.5	61.3	61.7	64.9	60.5	56.9	62.6	54.7	62.0	60.7	63.2
Belvoir															
GDPL	2.92	2.80	3.11	2.55	3.01	2.46	2.80	2.75	2.76	2.73	2.75	2.69	2.58	2.66	2.78
%ile	29.6	25.1	32.5	20.2	30.8	21.2	21.5	23.2	25.5	21.0	19.0	16.5	20.5	15.8	19.1
Bishop															
GDPL	4.26	4.58	4.48	4.60	4.59	4.74	4.61	4.47	4.40	4.29	4.39	3.92	4.09	4.03	4.37
%ile	66.0	69.3	64.0	67.1	64.5	69.0	68.7	68.5	67.5	65.8	70.3	55.5	62.7	61.5	69.3
Central Park															
GDPL	3.49	3.42	3.51	3.29	3.43	3.40	3.42	3.46	2.93	3.36	3.26	2.96	3.11	3.05	3.33
%ile	44.6	42.5	41.8	38.6	39.7	40.7	38.9	42.9	30.8	40.6	36.6	24.6	36.6	30.3	37.7
Crestview															
GDPL	3.95	4.21	4.10	4.07	4.31	4.26	4.19	4.00	4.00	3.82	3.94	3.77	3.82	3.81	4.02
%ile	57.7	61.1	56.2	56.5	59.9	59.9	60.8	58.2	56.3	52.7	57.7	50.0	55.5	53.5	59.5
Gage															
GDPL	4.46	4.64	4.90	4.84	5.00	4.55	4.84	4.31	4.37	4.08	4.26	3.96	4.16	4.09	4.45
%ile	69.8	71.3	72.4	72.6	74.4	65.5	75.0	66.8	66.9	61.9	68.5	56.6	65.5	63.7	72.0
Grant															
GDPL	3.05	3.19	3.87	3.49	3.60	3.08	3.51	3.41	2.96	3.08	3.15	2.94	3.06	3.02	3.19
%ile	33.5	35.4	50.0	43.6	43.9	34.6	41.1	40.6	33.6	30.7	33.4	25.7	32.8	28.9	33.2
Highland Park Central															
GDPL	3.55	3.57	4.03	3.75	3.58	3.20	3.65	3.46	3.50	3.61	3.52	3.10	3.11	3.13	3.48
%ile	47.0	44.8	55.0	48.2	43.5	39.0	45.2	41.9	44.3	47.0	43.6	28.5	35.9	32.0	41.9

IOWA TESTS OF BASIC SKILLS

GRADE 3

ADMINISTERED 3-8-76

EXPECTED GRADE PLACEMENT 3.60

SCHOOL	Vocab.	Comp.	Spell.	Capit.	Punct.	Usage	Test L Lang.	Map	Graphs	Knowl. Ref.	Total Test W.	Math Conc.	Math Prob.	Total Test N.	Composite V. R. W. M.
Highland Park North GDPL %ile	3.65 49.0	3.66 46.8	4.26 59.3	4.29 60.1	4.17 57.5	3.70 47.6	4.12 57.4	3.74 48.6	3.70 49.8	3.79 51.3	3.74 50.7	3.66 46.7	3.23 37.4	3.48 42.8	3.73 49.3
Highland Park South GDPL %ile	4.05 60.2	4.23 61.2	4.29 59.1	4.23 59.9	4.18 57.8	4.43 63.1	4.30 62.5	3.98 56.0	3.80 53.1	4.01 58.6	3.92 57.3	3.63 44.9	3.95 56.4	3.81 52.6	4.07 60.9
Hudson GDPL %ile	3.70 51.6	3.74 49.6	3.91 51.4	3.44 42.4	3.92 51.7	4.03 54.8	3.84 50.7	3.52 44.7	3.55 45.4	3.51 44.6	3.53 44.1	3.54 41.5	3.66 48.6	3.62 45.4	3.69 48.2
Lafayette GDPL %ile	3.09 35.4	3.34 39.8	3.50 42.0	3.14 33.8	3.22 34.6	3.13 35.7	3.25 34.6	3.37 39.8	2.97 31.5	3.44 41.7	3.26 36.0	2.87 21.8	2.98 29.9	2.95 25.2	3.17 32.8
Linn GDPL %ile	3.83 54.9	3.86 52.7	4.70 67.6	3.70 47.3	4.00 52.3	3.88 51.7	4.08 56.0	3.93 56.0	3.82 52.3	3.66 48.5	3.80 53.2	3.57 43.8	3.59 48.0	3.60 47.0	3.83 52.9
Lowman Hill GDPL %ile	3.59 48.5	3.73 49.4	4.25 59.1	3.47 42.2	3.91 50.9	3.70 47.9	3.85 50.9	3.71 48.6	3.49 43.9	3.78 51.5	3.66 48.1	3.47 41.4	3.52 45.7	3.52 44.6	3.66 48.3
Lundgren GDPL %ile	3.78 52.5	3.93 53.7	4.08 54.5	3.61 45.1	3.87 50.6	3.90 52.4	3.88 51.9	4.15 58.6	3.81 52.5	3.77 51.7	3.91 56.0	3.55 43.1	3.70 50.5	3.65 48.6	3.83 52.8
McCarter GDPL %ile	3.90 56.3	4.02 56.1	4.24 58.8	3.90 52.4	3.88 50.4	3.98 53.7	4.02 54.9	3.85 52.4	3.76 51.2	3.71 50.0	3.77 51.8	3.45 40.1	3.47 45.2	3.49 42.6	3.84 53.3
McClure GDPL %ile	4.14 62.4	4.38 64.6	4.49 65.2	4.59 67.8	4.57 65.3	4.56 65.1	4.57 68.6	4.38 66.6	4.31 65.7	4.00 59.5	4.23 67.0	3.84 52.5	4.07 61.9	3.98 59.6	4.26 66.6
McEachron GDPL %ile	4.40 68.1	4.61 70.1	4.78 70.7	4.53 66.5	4.57 66.2	4.87 71.8	4.70 72.6	4.29 64.0	4.33 65.9	4.19 63.8	4.27 67.1	3.87 53.0	4.32 67.7	4.12 63.4	4.42 70.7

IOWA TESTS OF BASIC SKILLS

GRADE 3

ADMINISTERED 3-8-76

EXPECTED GRADE PLACEMENT 3.60

SCHOOL	Vocab.	Comp.	Spell.	Capit.	Punct.	Usage	Test L Lang.	Map	Graphs	Knowl. Ref.	Total Test W.	Math Conc.	Math Prob.	Total Test M.	Composite V, R, W, M.
Parkdale															
GDPL	2.29	2.72	2.32	2.72	2.57	2.48	2.53	2.29	2.74	2.75	2.60	2.47	2.53	2.53	2.53
%ile	23.4	26.8	21.8	26.5	22.4	22.2	18.8	16.0	25.3	25.3	19.1	10.8	19.9	14.4	17.8
Polk															
GDPL	3.24	3.31	3.67	2.90	3.08	3.38	3.27	3.42	3.10	3.29	3.27	2.74	3.03	2.91	3.19
%ile	38.8	38.7	45.4	28.5	31.9	40.4	34.5	41.1	34.8	36.8	35.8	17.0	30.8	23.2	32.7
Potwin															
GDPL	4.07	3.95	4.43	3.78	4.05	4.25	4.14	4.06	3.81	3.78	3.89	3.77	3.91	3.86	3.97
%ile	60.5	53.4	63.2	49.8	55.0	58.6	58.7	57.8	51.7	52.3	55.6	49.9	58.2	56.1	57.6
Quincy															
GDPL	3.39	3.55	3.63	3.02	3.28	3.36	3.33	3.49	3.09	3.25	3.27	3.17	3.21	3.21	3.35
%ile	42.2	44.2	44.2	31.2	36.7	41.3	36.3	42.6	33.0	35.5	35.7	32.0	38.0	34.5	37.5
Quinton Heights															
GDPL	3.29	3.64	3.82	3.85	4.11	3.89	3.94	3.49	3.29	3.57	3.45	3.20	3.26	3.25	3.51
%ile	40.3	46.6	49.6	49.9	55.1	51.9	52.7	42.8	39.1	45.6	41.3	31.9	40.9	37.2	42.3
Randolph															
GDPL	4.54	4.72	4.74	4.42	4.88	4.94	4.75	4.82	4.29	4.22	4.45	4.21	4.23	4.25	4.53
%ile	72.3	71.7	69.1	62.9	72.0	72.3	72.1	76.5	64.3	62.7	71.6	64.5	66.2	68.4	73.0
Rice															
GDPL	3.02	3.23	2.91	2.31	2.79	2.58	2.66	3.11	2.68	3.10	2.98	2.82	2.79	2.84	2.93
%ile	35.1	36.6	31.8	18.0	24.8	24.3	18.2	34.2	26.0	33.0	29.4	22.3	27.0	24.7	26.9
Sheldon															
GDPL	3.87	3.84	4.30	3.60	3.58	4.40	3.99	3.71	3.33	3.27	3.43	3.22	3.27	3.27	3.68
%ile	55.3	52.8	61.4	46.4	43.8	62.0	55.4	49.1	41.3	36.8	41.6	34.3	38.8	36.7	49.4
State Street															
GDPL	3.49	3.76	3.90	3.81	3.67	3.51	3.73	3.62	3.77	3.68	3.69	3.34	3.59	3.49	3.63
%ile	44.8	50.3	52.4	49.8	46.6	44.2	47.9	47.1	52.0	48.1	50.0	35.9	48.2	43.4	47.3
Stout															
GDPL	4.43	4.36	4.51	4.40	4.40	4.83	4.54	4.01	3.92	3.93	3.96	3.55	3.66	3.62	4.17
%ile	69.3	64.7	63.9	63.9	63.6	70.4	68.2	56.8	53.4	54.7	56.7	43.0	49.4	47.0	63.0

IOWA TESTS OF BASIC SKILLS

GRADE 3

ADMINISTERED 3-8-76

EXPECTED GRADE PLACEMENT 3.60

SCHOOL	Vocab.	Comp.	Spell.	Capit.	Punct.	Usage	Test L Lang.	Map	Graphs	Knowl. Ref.	Total Test W.	Math Conc.	Math Prob.	Total Test M.	Composite V, R, W, M.
Sumner															
GDPL	3.83	4.05	4.11	3.64	3.53	4.17	3.88	3.79	3.83	3.56	3.72	3.42	3.98	3.72	3.85
%ile	53.7	58.1	55.9	45.8	44.6	58.8	52.7	51.1	52.7	46.7	51.3	38.6	59.9	51.4	54.8
Whitson															
GDPL	4.65	4.85	4.80	4.58	5.15	4.93	4.88	4.64	4.38	4.56	4.52	3.94	4.10	4.05	4.59
%ile	73.4	73.9	71.0	67.3	76.0	72.5	75.2	72.1	65.6	72.8	73.0	55.6	61.2	60.5	73.8
Topeka Public Schools															
GDPL	3.81	3.97	4.16	3.86	3.99	4.00	4.01	3.88	3.74	3.74	3.79	3.50	3.63	3.59	3.83
%ile	53.8	54.8	56.9	51.1	52.7	54.1	54.6	53.4	50.6	50.7	52.3	41.6	49.4	46.6	53.0

IOWA TESTS OF BASIC SKILLS

GRADE 4

ADMINISTERED 2-16-76

EXPECTED GRADE PLACEMENT 4.50

SCHOOL	Vocab.	Comp.	Spell.	Capit.	Punct.	Usage	Test L Lang.	Map	Graphs	Knowl. Ref.	Total Test W.	Math Conc.	Math Prob.	Total Test M.	Composite V, R, W, M.
Avondale East															
GDPL	3.96	3.73	3.95	3.56	3.92	3.61	3.78	4.13	3.83	3.76	3.90	3.88	3.66	3.80	3.83
%ile	40.1	33.5	37.3	29.5	37.1	33.5	33.1	41.7	36.0	33.0	35.1	33.1	32.0	32.5	33.1
Avondale Southwest															
GDPL	4.86	5.23	5.20	5.26	5.82	5.21	5.38	5.16	5.04	5.18	5.13	4.65	4.77	4.74	5.06
%ile	61.0	67.0	61.9	64.6	75.0	64.0	70.0	67.6	61.3	69.9	70.4	53.4	61.5	60.4	67.8
Avondale West															
GDPL	5.86	5.63	5.54	5.35	6.09	5.72	5.69	5.60	5.68	5.49	5.59	5.50	5.24	5.40	5.63
%ile	80.3	74.1	69.4	65.3	77.6	72.7	74.8	73.9	74.5	74.3	77.7	73.9	72.8	76.1	78.7
Belvoir															
GDPL	3.37	3.58	3.76	3.53	3.72	3.47	3.64	3.77	3.58	3.83	3.73	3.65	3.48	3.60	3.58
%ile	26.6	31.1	34.1	28.9	32.9	31.4	30.6	32.9	31.7	34.0	32.2	27.3	28.1	26.7	27.2
Bishop															
GDPL	5.40	5.39	5.33	4.97	5.33	5.69	5.34	5.80	5.66	5.46	5.64	5.25	5.14	5.22	5.40
%ile	72.3	70.4	65.5	58.1	65.1	72.5	69.0	77.8	74.0	73.9	78.8	68.7	71.5	73.0	75.0
Central Park															
GDPL	4.26	4.51	4.85	4.43	4.95	4.31	4.64	4.63	4.57	4.65	4.62	4.37	4.49	4.46	4.49
%ile	47.4	51.7	55.5	47.3	57.6	46.5	53.5	54.0	51.1	55.5	55.5	46.3	54.1	52.4	52.0
Crestview															
GDPL	5.30	5.68	5.38	5.60	5.96	5.60	5.66	5.86	5.66	5.53	5.69	5.34	5.23	5.31	5.53
%ile	70.1	76.2	66.1	70.5	76.5	70.9	75.2	80.4	74.0	76.6	81.9	70.7	73.1	74.4	78.1
Gage															
GDPL	4.96	5.17	5.47	5.44	5.51	5.06	5.38	5.40	5.23	5.25	5.30	4.78	4.27	4.55	5.07
%ile	61.2	64.1	68.0	66.1	68.7	61.0	69.1	70.7	66.3	67.8	71.7	56.3	46.8	52.9	65.9
Grant															
GDPL	3.83	3.55	3.98	3.79	4.79	3.95	4.13	3.71	3.90	4.31	3.98	3.78	3.90	3.87	3.89
%ile	36.2	30.3	38.3	33.6	55.9	39.9	43.2	32.3	37.3	46.2	38.7	31.0	37.9	34.8	35.8
Highland Park Central															
GDPL	4.18	4.22	4.48	4.32	4.31	4.25	4.35	4.46	4.11	4.15	4.24	3.96	4.01	4.01	4.20
%ile	44.4	45.2	49.5	45.5	44.8	45.6	47.2	50.8	41.4	42.1	45.9	34.6	40.3	38.5	44.7

IOWA TESTS OF BASIC SKILLS

GRADE 4

ADMINISTERED 2-16-76

EXPECTED GRADE PLACEMENT 4.50

SCHOOL	Vocab.	Comp.	Spell.	Capit.	Punct.	Usage	Test L Lang.	Map	Graphs	Knowl. Ref.	Total Test W.	Math Conc.	Math Prob.	Total Test N.	Composite V, R, W, M.
Highland Park North															
GDPL	4.04	4.23	4.60	4.16	4.31	4.03	4.29	4.40	4.03	4.35	4.26	3.96	3.99	4.00	4.15
%ile	42.2	46.0	50.2	42.6	45.8	41.7	45.8	47.8	39.1	48.3	46.0	34.8	39.7	37.6	43.3
Highland Park South															
GDPL	4.21	4.36	4.46	4.15	4.36	4.06	4.27	4.44	4.18	4.13	4.25	4.32	3.96	4.17	4.25
%ile	46.1	47.5	47.6	42.0	46.0	42.2	44.7	49.2	42.5	41.6	45.4	45.0	38.4	43.2	45.6
Hudson															
GDPL	4.18	4.41	4.67	4.59	4.54	4.14	4.50	4.38	4.75	4.53	4.55	4.60	4.08	4.37	4.40
%ile	45.2	50.4	53.6	50.2	49.3	43.7	50.2	49.8	55.2	52.8	53.5	51.2	43.9	49.0	49.7
Lafayette															
GDPL	3.67	3.92	3.77	3.16	3.62	3.56	3.54	3.92	3.79	3.95	3.88	3.69	3.86	3.80	3.75
%ile	33.9	38.9	34.4	21.4	31.1	33.1	28.0	36.8	34.9	38.0	36.4	27.6	36.2	31.8	32.4
Linn															
GDPL	4.51	4.35	4.70	4.38	4.43	4.42	4.49	4.29	4.34	4.28	4.30	4.47	4.31	4.41	4.41
%ile	52.9	46.9	51.9	45.6	47.3	49.2	49.5	45.7	45.9	46.2	46.1	48.6	48.8	50.8	49.2
Lowman Hill															
GDPL	4.12	4.50	4.51	4.29	4.45	4.23	4.39	4.48	4.22	4.12	4.27	4.26	4.13	4.22	4.30
%ile	44.7	51.4	49.4	45.2	48.1	46.2	49.1	48.8	43.6	42.2	45.8	43.9	45.3	45.6	47.4
Lundgren															
GDPL	4.41	4.66	4.73	4.38	4.71	4.45	4.58	4.97	4.80	4.50	4.76	4.51	4.48	4.51	4.59
%ile	50.0	54.8	53.8	46.2	53.4	49.5	52.3	61.2	58.1	52.9	59.8	50.6	55.4	54.4	55.0
McCarter															
GDPL	4.78	4.76	4.73	4.40	4.58	4.84	4.65	4.95	4.72	4.91	4.87	4.49	4.42	4.48	4.71
%ile	58.3	57.0	53.5	45.9	50.6	57.0	53.8	62.7	56.3	62.1	63.8	50.1	51.6	53.2	58.4
McClure															
GDPL	5.13	5.25	5.15	4.46	4.86	5.33	4.97	5.31	5.25	5.00	5.18	4.89	4.45	4.69	5.04
%ile	66.5	68.0	62.0	48.6	57.0	66.1	61.8	69.6	66.9	63.7	70.1	61.3	53.4	60.3	67.5
McEachron															
GDPL	5.00	5.29	5.28	5.45	5.53	5.19	5.37	5.06	5.11	5.03	5.07	4.83	4.57	4.73	5.09
%ile	63.7	67.9	63.8	67.5	69.4	63.5	69.4	63.6	62.3	64.5	66.5	58.8	55.5	59.1	67.5

IOWA TESTS OF BASIC SKILLS

GRADE 4

ADMINISTERED 2-16-76

EXPECTED GRADE PLACEMENT 4.50

SCHOOL	Vocab.	Comp.	Spell.	Capit.	Funct.	Usage	Test L. Lang.	Map	Graphs	Knowl. Ref.	Total Test W.	Math Conc.	Math Prob.	Total Test M.	Composite V, R, W, M.
Parkdale															
GDPL	3.36	3.27	3.60	3.31	3.37	3.16	3.37	3.36	3.69	3.83	3.63	3.41	3.37	3.43	3.40
%ile	27.6	25.6	32.2	24.6	25.9	26.1	23.8	26.4	31.8	34.9	28.1	21.0	26.1	22.8	22.8
Polk															
GDPL	3.94	4.20	4.41	4.23	4.41	3.66	4.18	4.04	4.05	4.29	4.12	4.22	4.08	4.18	4.12
%ile	38.5	43.3	46.8	43.1	47.5	34.8	43.2	38.9	40.3	45.2	40.5	40.5	40.1	41.4	40.9
Potwin															
GDPL	4.75	4.95	5.25	4.54	4.84	4.76	4.85	4.96	5.04	4.65	4.89	4.77	4.62	4.73	4.83
%ile	57.8	60.6	62.8	49.2	54.4	55.1	57.5	60.3	61.2	54.6	60.2	57.4	57.0	59.5	59.9
Quincy															
GDPL	3.84	3.94	4.20	3.98	4.06	3.81	4.02	3.99	3.77	3.79	3.84	3.75	3.42	3.61	3.85
%ile	37.0	39.5	43.9	38.7	40.3	37.7	40.1	40.2	34.2	34.3	36.2	29.3	25.6	27.5	35.3
Quinton Heights															
GDPL	3.87	4.48	4.09	4.32	4.75	4.22	4.37	4.70	4.57	4.36	4.55	4.22	4.29	4.27	4.30
%ile	37.7	49.4	39.7	45.2	53.4	44.3	46.8	53.5	50.5	49.0	52.7	40.3	46.9	44.0	45.8
Randolph															
GDPL	5.53	5.78	5.75	5.76	6.02	5.90	5.87	5.67	5.59	5.60	5.62	5.70	5.31	5.53	5.67
%ile	74.2	76.5	73.3	73.1	77.6	75.7	78.9	77.2	73.3	77.1	79.8	78.5	73.5	79.2	80.0
Rice															
GDPL	3.58	4.06	3.83	3.79	3.81	3.74	3.80	4.19	4.04	4.34	4.18	3.77	4.20	4.00	3.94
%ile	32.8	42.6	37.1	33.8	34.4	35.6	33.9	42.5	40.0	47.9	42.7	30.5	47.8	39.6	37.1
Sheldon															
GDPL	5.71	5.41	5.47	5.32	5.84	5.58	5.56	5.73	5.65	5.26	5.55	5.00	4.99	5.01	5.44
%ile	77.6	70.1	67.7	65.2	74.3	70.4	72.6	73.8	73.4	66.9	73.8	63.4	67.2	67.1	73.9
State Street															
GDPL	4.21	4.32	4.43	4.55	5.10	4.10	4.56	4.44	4.36	4.58	4.46	4.27	4.34	4.33	4.38
%ile	45.2	47.0	46.9	49.9	61.1	43.1	51.9	48.6	47.5	53.6	51.6	42.8	49.2	47.2	48.6
Stout															
GDPL	5.17	5.14	5.01	4.81	4.91	5.38	5.05	4.94	5.14	4.75	4.95	4.99	4.68	4.87	5.04
%ile	67.8	65.2	60.3	55.4	57.9	66.9	63.5	59.6	65.3	56.8	63.5	62.8	57.9	63.0	66.4

IOWA TESTS OF BASIC SKILLS

GRADE 4

ADMINISTERED 2-16-76

EXPECTED GRADE PLACEMENT 4.50

SCHOOL	Vocab.	Comp.	Spell.	Capit.	Punct.	Usage	Test L Lang.	Map	Graphs	Knowl. Ref.	Total Test W.	Math Conc.	Math Prob.	Total Test M.	Composite V. R, W, M.
Summer															
GDPL	4.11	4.51	4.60	4.84	4.95	4.30	4.70	4.47	4.73	4.60	4.60	4.59	4.28	4.46	4.48
%ile	43.8	51.3	51.0	56.1	58.3	46.9	55.9	51.8	53.8	53.6	54.1	52.8	48.9	52.2	52.8
Whitson															
GDPL	4.95	5.02	5.20	4.79	5.17	5.06	5.07	5.11	4.99	4.75	4.95	5.05	4.52	4.81	4.97
%ile	62.7	63.3	62.2	54.6	62.1	60.9	62.7	64.3	60.1	57.1	62.4	62.5	55.0	60.6	63.6
Topeka Public Schools															
GDPL	4.55	4.68	4.76	4.54	4.82	4.61	4.69	4.77	4.67	4.64	4.69	4.52	4.37	4.47	4.61
%ile	53.2	54.7	53.9	49.4	55.0	52.4	54.3	56.4	53.5	54.5	56.5	49.8	50.3	51.6	54.7

IOWA TESTS OF BASIC SKILLS

GRADE 5

ADMINISTERED 1-26-76

EXPECTED GRADE PLACEMENT 5.50

SCHOOL	Vocab.	Comp.	Spell.	Capit.	Punct.	Usage	Test I Lang.	Map	Graphs	Knowl. Ref.	Total Test W.	Math Conc.	Math Prob.	Total Test M.	Composite V, R, W, M.
Avondale East															
GDPL	4.98	4.75	4.80	4.75	4.86	4.82	4.82	5.24	4.77	5.06	5.02	5.08	4.72	4.93	4.90
%ile	42.5	36.2	36.2	35.3	39.2	39.1	36.8	45.3	36.7	39.7	40.0	40.7	34.2	37.8	37.3
Avondale Southwest															
GDPL	5.57	6.03	5.69	5.93	5.94	5.58	5.81	6.07	5.75	6.08	5.97	5.72	5.76	5.77	5.83
%ile	53.7	60.2	52.8	56.3	57.2	52.1	57.1	61.4	56.5	62.8	62.8	54.9	59.1	59.0	59.5
Avondale West															
GDPL	5.93	6.18	5.63	5.90	5.97	6.16	5.93	6.35	6.19	6.20	6.25	5.84	5.75	5.82	6.02
%ile	61.2	63.2	52.6	56.1	58.0	61.9	59.4	66.6	62.6	64.4	66.9	58.0	59.5	60.1	63.5
Belvoir															
GDPL	4.28	4.55	4.43	4.21	4.20	4.26	4.28	4.15	4.12	4.48	4.24	4.41	3.95	4.20	4.31
%ile	30.0	32.9	32.3	26.8	29.1	30.5	28.4	24.1	25.0	28.6	22.4	26.5	20.4	21.6	25.1
Bishop															
GDPL	6.13	6.54	6.10	6.11	5.90	6.33	6.12	6.42	6.31	6.24	6.32	5.85	5.87	5.89	6.20
%ile	64.8	69.6	60.4	59.7	57.5	64.7	63.7	69.2	66.9	64.7	70.3	57.9	62.0	62.0	68.3
Central Park															
GDPL	5.19	5.39	5.17	5.16	5.33	4.99	5.18	5.39	4.95	5.40	5.25	4.91	4.99	4.97	5.19
%ile	46.3	48.5	43.8	44.2	47.2	42.4	45.4	48.6	39.6	47.8	46.6	36.6	41.3	39.2	45.3
Crestview															
GDPL	5.68	6.19	5.80	6.03	6.26	3.52	5.42	6.37	6.28	6.06	6.24	5.88	5.92	5.92	5.89
%ile	56.2	65.0	55.2	58.9	64.1	28.6	49.5	69.1	66.2	62.2	69.8	59.6	62.6	64.2	62.3
Gage															
GDPL	6.22	6.49	6.20	6.54	6.49	6.28	6.39	6.41	6.25	6.32	6.33	6.13	6.28	6.23	6.33
%ile	65.5	70.4	61.5	66.3	67.5	63.9	68.1	69.9	64.3	68.0	71.4	64.6	70.0	70.1	70.9
Grant															
GDPL	3.84	3.93	4.66	4.09	4.19	3.56	4.14	4.26	3.83	4.44	4.18	4.47	3.91	4.21	4.06
%ile	20.8	21.1	35.9	26.6	27.4	19.6	26.0	26.9	19.7	28.3	21.1	25.9	18.8	19.2	18.8
Highland Park Central															
GDPL	5.19	5.67	5.52	5.26	5.29	5.01	5.28	5.45	5.22	5.38	5.35	5.00	5.05	5.05	5.30
%ile	45.1	53.7	50.1	45.2	45.6	42.5	46.7	48.5	45.1	47.0	47.2	39.1	43.0	41.2	47.2

IOWA TESTS OF BASIC SKILLS

GRADE 5

ADMINISTERED 1-26-76

EXPECTED GRADE PLACEMENT 5.50

SCHOOL	Vocab.	Comp.	Spell.	Capit.	Punct.	Usage	Test I Lang.	Map	Graphs	Knowl. Ref.	Total Test W.	Math Conc.	Math Prob.	Total Test M.	Composite V, R, W, M.
Highland Park North															
GDPL	4.61	4.90	4.99	4.94	4.77	4.65	4.85	4.89	4.92	4.89	4.89	4.70	4.71	4.73	4.80
%ile	35.2	38.5	41.2	39.4	37.0	35.8	37.9	38.9	38.8	36.2	37.9	32.7	34.8	34.1	35.4
Highland Park South															
GDPL	5.48	5.72	5.60	5.36	5.79	5.43	5.56	5.80	5.56	5.63	5.66	5.35	5.20	5.31	5.54
%ile	52.6	55.0	51.6	47.0	55.3	49.5	52.5	57.1	52.0	52.5	55.8	47.2	45.8	47.5	53.2
Hudson															
GDPL	4.99	4.96	4.94	4.65	4.47	4.23	4.59	5.04	5.30	5.07	5.14	5.05	5.12	5.11	4.96
%ile	42.2	38.3	40.6	33.7	32.2	29.1	33.0	41.0	47.3	40.3	43.7	41.1	44.0	43.8	39.0
Lafayette															
GDPL	3.87	4.01	3.82	3.55	3.73	3.63	3.70	4.48	3.91	4.47	4.29	4.18	4.09	4.16	4.01
%ile	20.5	20.5	21.6	14.9	19.0	19.8	15.5	27.7	19.4	26.9	21.2	20.0	21.9	18.9	15.5
Linn															
GDPL	5.59	5.84	5.70	5.53	5.73	5.68	5.67	5.62	5.92	5.73	5.76	5.95	5.69	5.85	5.74
%ile	55.2	58.1	53.7	49.9	53.5	54.3	54.6	53.4	58.8	56.2	58.5	59.0	58.9	61.0	58.5
Lowman Hill															
GDPL	5.13	5.59	5.11	5.30	5.55	5.25	5.32	5.36	5.10	5.11	5.19	5.33	4.95	5.16	5.28
%ile	45.8	53.0	43.1	46.7	51.2	46.4	48.2	49.1	43.3	41.2	45.6	46.1	39.2	44.1	47.9
Lundgren															
GDPL	5.26	5.56	5.25	5.25	5.42	5.28	5.31	5.67	5.85	5.52	5.68	5.52	5.26	5.42	5.45
%ile	47.0	52.2	45.5	44.7	48.5	47.0	47.1	54.4	57.6	49.6	56.1	51.4	47.7	51.1	50.9
McCarter															
GDPL	6.17	6.20	5.90	5.40	5.80	6.02	5.79	6.09	6.21	5.94	6.09	5.99	5.47	5.76	6.00
%ile	64.4	63.3	55.9	47.2	54.1	59.6	56.4	62.8	62.7	58.9	63.8	59.6	51.0	56.0	62.4
McClure															
GDPL	6.54	6.83	6.36	6.70	6.29	6.75	6.54	6.73	6.51	6.40	6.55	6.27	6.15	6.23	6.53
%ile	72.4	77.3	65.1	69.5	63.7	71.8	71.5	76.2	70.5	69.0	75.7	66.4	67.6	70.0	76.1
McEachron															
GDPL	6.59	6.80	6.54	6.81	7.03	6.51	6.74	6.62	6.63	6.69	6.64	6.37	6.14	6.29	6.61
%ile	72.8	74.9	67.2	70.4	74.7	67.7	73.3	73.7	71.5	73.3	76.3	67.8	66.3	69.8	76.0

IOWA TESTS OF BASIC SKILLS

GRADE 5

ADMINISTERED 1-26-76

EXPECTED GRADE PLACEMENT 5.50

SCHOOL	Vocab.	Comp.	Spell.	Capit.	Punct.	Usage	Test L. Lang.	Map	Graphs	Knowl. Ref.	Total Test W.	Math Conc.	Math Prob.	Total Test N.	Composite V, R, W, M.
Parkdale															
GDPL	3.70	3.97	4.22	3.70	3.96	3.92	3.96	4.33	3.85	4.59	4.25	4.24	4.03	4.17	4.01
%ile	18.5	21.1	28.8	18.4	21.8	24.8	20.2	26.0	18.8	28.8	21.6	21.5	19.5	18.1	16.4
Polk															
GDPL	4.74	5.19	5.14	4.97	5.15	4.85	5.04	5.47	5.24	5.40	5.35	4.91	4.58	4.78	5.02
%ile	37.1	45.0	43.8	39.9	44.3	39.4	42.7	50.3	45.1	47.6	49.4	37.0	32.0	34.8	41.1
Potwin															
GDPL	5.90	6.11	6.18	5.38	5.51	5.96	5.77	5.73	5.80	6.10	5.88	5.33	5.11	5.25	5.78
%ile	60.5	61.5	60.5	46.7	49.3	58.8	56.1	54.8	56.8	61.6	59.9	46.4	43.7	46.4	58.3
Quincy															
GDPL	4.26	4.60	4.36	4.61	4.99	4.15	4.54	4.90	4.48	4.64	4.67	4.55	4.48	4.54	4.52
%ile	29.2	34.8	30.8	33.7	41.0	28.4	32.3	39.3	30.2	33.0	32.6	29.5	30.8	30.2	29.8
Quinton Heights															
GDPL	4.78	4.96	5.02	4.65	4.91	4.54	4.79	5.07	4.84	5.23	5.05	5.14	4.96	5.09	4.94
%ile	38.1	39.2	41.4	34.5	39.8	34.6	37.0	41.1	37.2	43.3	40.7	42.4	39.0	41.8	38.8
Randolph															
GDPL	6.27	6.65	5.89	6.18	6.27	6.45	6.22	6.51	6.42	6.22	6.38	6.16	6.14	6.17	6.33
%ile	65.7	71.7	56.2	60.3	62.8	66.9	64.6	69.0	66.7	63.1	69.0	61.2	65.3	65.1	69.1
Rice															
GDPL	4.41	4.63	4.07	4.09	4.35	3.98	4.13	4.46	4.35	4.49	4.43	4.45	3.91	4.20	4.37
%ile	32.0	33.1	27.1	23.6	29.4	26.5	23.9	30.5	27.8	28.6	26.1	27.3	19.4	20.9	25.1
Sheldon															
GDPL	6.39	6.61	6.12	6.32	6.29	6.10	6.22	6.51	6.38	6.20	6.37	6.18	5.88	6.05	6.33
%ile	69.1	70.8	59.7	63.0	62.4	61.1	64.2	70.3	67.8	64.1	70.7	63.7	60.3	64.5	69.7
State Street															
GDPL	4.76	5.23	5.20	5.36	5.80	4.92	5.34	5.31	5.31	5.52	5.37	5.07	5.10	5.11	5.16
%ile	38.1	44.7	43.7	46.7	55.5	40.9	48.2	46.7	45.2	49.9	48.9	40.1	44.0	42.8	44.0
Stout															
GDPL	6.19	6.51	5.99	5.89	6.03	6.18	6.04	6.36	6.12	6.06	6.18	5.83	5.50	5.69	6.12
%ile	67.0	69.8	57.1	56.1	59.2	62.0	61.2	67.7	64.6	62.6	68.4	58.6	51.4	57.5	67.0

IOWA TESTS OF BASIC SKILLS

GRADE 5

ADMINISTERED 1-26-76

EXPECTED GRADE PLACEMENT 5.50

SCHOOL	Vocab.	Comp.	Spell.	Capit.	Punct.	Usage	Test L. Lang.	Map	Graphs	Knowl. Ref.	Total Test W.	Math Conc.	Math Prob.	Total Test M.	Composite V, R, W, M.
Summer															
GDPL	4.76	5.21	4.92	4.58	4.68	4.98	4.80	5.30	5.29	5.31	5.30	5.36	5.06	5.24	5.08
%ile	38.5	45.5	39.5	35.0	36.7	42.5	37.4	45.5	45.7	45.3	45.7	46.4	43.7	44.9	41.3
Whitson															
GDPL	6.75	6.83	6.71	6.28	6.73	6.67	6.61	6.73	6.89	6.51	6.70	6.60	6.31	6.48	6.68
%ile	75.9	74.9	71.2	64.2	71.8	70.5	73.1	75.0	75.5	71.1	78.1	74.2	70.0	75.5	78.3
Topeka Public Schools															
GDPL	5.41	5.68	5.46	5.41	5.53	5.32	5.44	5.69	5.56	5.63	5.62	5.43	5.29	5.39	5.51
%ile	50.7	53.9	49.0	47.5	50.5	48.1	49.8	54.4	51.5	52.3	54.1	48.4	48.0	49.3	52.0

SCHOOL:	Vocab.	Comp.	Spell.	Capit.	Punct.	Usage	Test L Lang.	Map	Graphs	Knowl. Ref.	Total Test W.	Math Conc.	Math Prob.	Total Test M.	Composite V, R, W, M.
Avondale East															
GDPL	5.59	5.74	5.69	5.11	6.15	5.17	5.54	5.86	5.43	5.83	5.71	5.58	5.62	5.63	5.64
%ile	35.6	35.4	38.3	28.9	46.5	31.4	35.8	39.2	33.0	36.9	35.9	30.3	34.2	31.8	34.0
Avondale Southwest															
GDPL	6.99	6.92	6.35	6.57	6.64	5.77	6.35	6.87	6.42	6.42	6.57	6.44	6.43	6.46	6.66
%ile	61.0	58.1	48.9	51.4	52.9	40.8	49.5	57.8	49.1	47.8	53.0	49.2	50.0	51.5	55.8
Avondale West															
GDPL	7.50	7.53	7.47	7.32	7.63	7.10	7.39	7.53	7.25	7.72	7.50	7.42	7.34	7.40	7.47
%ile	69.3	66.1	65.8	61.4	67.7	59.8	66.2	69.9	64.2	70.6	71.1	67.6	69.3	70.5	70.3
Belvoir															
GDPL	4.93	4.91	4.90	4.65	4.86	4.41	4.72	5.34	4.78	4.87	5.00	4.89	5.15	5.04	4.92
%ile	23.9	20.7	25.6	21.7	26.5	20.4	20.1	30.6	22.8	21.0	21.4	17.4	25.7	19.9	18.5
Bishop															
GDPL	6.97	6.99	6.81	6.94	7.17	6.84	6.94	7.35	7.17	7.28	7.27	6.63	6.68	6.68	6.97
%ile	59.9	59.6	55.3	56.6	61.1	56.4	59.7	67.7	63.8	64.2	68.5	54.5	57.4	57.6	62.8
Central Park															
GDPL	6.72	6.80	6.51	6.18	6.26	6.03	6.25	6.60	6.41	6.85	6.63	6.57	6.17	6.40	6.56
%ile	55.5	55.4	50.9	45.0	47.7	44.1	47.3	53.7	50.8	56.0	54.3	50.9	46.8	49.8	53.2
Crestview															
GDPL	7.04	7.36	7.01	6.53	7.23	7.01	6.96	7.53	6.91	7.09	7.18	6.60	6.41	6.53	7.01
%ile	63.0	66.9	59.3	50.3	62.0	58.5	59.8	70.2	59.8	60.4	66.3	53.1	50.6	53.7	64.0
Gage															
GDPL	7.18	7.29	6.62	6.96	7.29	6.74	6.91	7.11	6.74	7.29	7.04	7.04	6.93	7.01	7.09
%ile	64.3	64.5	52.3	56.3	62.5	55.0	58.1	62.1	56.9	62.2	62.3	60.6	59.6	61.6	63.4
Grant															
GDPL	5.24	5.42	5.03	4.92	5.02	4.42	4.86	5.20	4.77	5.27	5.08	5.13	5.30	5.24	5.18
%ile	30.1	30.3	26.9	23.3	28.3	20.9	22.0	27.9	22.5	26.6	22.7	22.3	28.5	25.2	24.0
Highland Park Central															
GDPL	6.14	6.16	5.88	5.54	5.91	5.34	5.68	6.05	5.84	6.00	5.96	5.68	5.75	5.74	5.93
%ile	45.7	42.9	41.3	33.9	41.7	33.9	37.2	43.9	40.0	40.6	41.0	35.1	37.5	36.2	40.2

IOWA TESTS OF BASIC SKILLS

GRADE 6

ADMINISTERED 1-5-76

EXPECTED GRADE PLACEMENT 6.40

SCHOOL	Vocab.	Comp.	Spell.	Capit.	Punct.	Usage	Test I Lang.	Map	Graphs	Knowl. Ref.	Total Test W.	Math Conc.	Math Prob.	Total Test M.	Composite V, R, W, M.
Highland Park North															
GDPL	5.78	6.36	6.09	5.79	6.10	5.49	5.88	5.94	6.14	6.32	6.14	5.91	5.94	5.95	6.02
%ile	39.4	47.8	44.3	39.0	45.1	35.6	41.2	40.9	46.5	47.0	46.3	37.7	40.7	40.2	42.9
Highland Park South															
GDPL	6.06	6.46	6.44	6.35	6.56	5.87	6.32	6.65	6.30	6.32	6.42	6.50	6.36	6.46	6.35
%ile	44.2	49.8	49.9	46.9	51.7	41.7	48.8	54.0	47.6	46.8	50.4	48.9	49.3	51.1	48.8
Hudson															
GDPL	6.14	6.32	6.31	5.89	6.53	5.76	6.13	6.56	6.15	6.42	6.38	6.37	5.81	6.11	6.22
%ile	47.0	47.1	50.8	40.3	51.1	40.5	46.2	52.1	45.6	48.5	49.8	48.2	39.0	44.8	46.9
Lafayette															
GDPL	5.25	5.21	5.51	5.44	5.27	4.95	5.30	5.38	4.85	5.11	5.11	5.15	5.27	5.24	5.22
%ile	30.4	27.0	35.4	32.5	32.0	27.9	30.0	32.3	24.1	24.5	24.4	23.2	29.0	24.9	24.8
Linn															
GDPL	6.45	6.51	6.03	5.95	6.27	5.89	6.05	6.48	6.16	5.79	6.14	6.50	5.99	6.27	6.29
%ile	52.2	49.3	42.6	41.5	48.5	42.1	43.3	49.7	44.8	38.7	44.4	49.3	42.5	47.2	47.4
Lowman Hill															
GDPL	5.64	5.83	5.80	5.56	6.29	5.04	5.69	5.84	5.70	5.86	5.80	5.22	5.05	5.16	5.63
%ile	36.4	37.7	39.8	34.6	47.0	29.9	37.3	39.6	37.4	37.2	37.9	24.3	23.3	22.6	33.7
Lundgren															
GDPL	6.29	6.42	6.09	6.12	6.40	5.92	6.15	6.50	6.15	6.35	6.34	5.93	6.08	6.04	6.25
%ile	48.4	48.0	43.6	43.4	49.0	42.5	45.6	49.9	45.9	46.8	49.4	37.9	44.4	42.1	47.4
McCarter															
GDPL	6.90	7.15	6.86	7.21	7.36	6.87	7.09	6.95	7.28	7.29	7.18	6.86	6.71	6.81	7.03
%ile	59.1	62.6	56.9	60.6	64.0	56.8	61.9	59.2	64.1	63.8	65.3	56.5	55.4	57.9	62.9
McClure															
GDPL	7.25	7.49	7.25	7.26	7.14	7.34	7.26	7.09	7.05	7.12	7.09	6.75	6.67	6.74	7.17
%ile	66.1	68.1	62.1	60.7	61.0	63.9	64.3	62.8	61.6	60.7	64.0	55.4	56.0	57.8	66.2
McEachron															
GDPL	7.33	7.42	7.04	7.67	7.54	7.09	7.34	7.18	7.27	7.43	7.29	6.86	6.46	6.69	7.21
%ile	65.7	65.8	59.2	67.4	66.5	60.0	66.1	63.1	64.2	67.0	67.7	57.4	52.9	56.6	66.6

IOWA TESTS OF BASIC SKILLS

GRADE 6

ADMINISTERED 1-5-76

EXPECTED GRADE PLACEMENT 6.40

SCHOOL	Vocab.	Comp.	Spell.	Capit.	Punct.	Usage	Test L Lang.	Map	Graphs	Knowl. Ref.	Total Test W.	Math Conc.	Math Prob.	Total Test M.	Composite V, R, W, N.
Parkdale															
GDPL	4.57	4.14	5.07	4.79	4.58	4.57	4.76	5.01	4.62	5.04	4.89	4.29	4.45	4.39	4.54
%ile	21.3	12.1	29.5	22.6	23.5	22.9	21.7	24.3	19.6	23.7	20.0	9.3	13.6	9.3	13.5
Polk															
GDPL	4.98	5.55	5.84	5.18	5.77	5.12	5.49	5.55	5.31	5.94	5.60	5.36	5.50	5.46	5.42
%ile	30.4	32.7	39.4	30.7	39.9	30.8	33.8	34.6	32.2	39.1	34.4	26.4	32.8	29.5	30.3
Potwin															
GDPL	6.85	6.63	7.12	6.54	6.96	6.37	6.76	6.37	5.78	6.67	6.27	7.05	6.03	6.56	6.61
%ile	55.9	51.6	60.5	49.9	57.7	49.3	56.0	50.0	39.9	53.4	48.2	60.3	43.0	53.7	54.0
Quincy															
GDPL	5.70	5.88	5.98	5.87	5.97	5.23	5.78	5.95	5.40	5.80	5.71	5.78	5.64	5.74	5.76
%ile	37.3	38.6	43.7	41.2	42.7	32.2	39.7	41.4	33.0	38.5	36.2	39.0	37.2	38.4	37.1
Quinton Heights															
GDPL	5.64	5.66	6.34	5.35	6.30	5.09	5.77	5.81	5.34	6.01	5.72	5.72	5.64	5.74	5.76
%ile	38.9	35.0	48.3	32.7	48.2	30.0	39.2	40.2	33.7	42.9	38.2	39.5	36.7	38.3	37.1
Randolph															
GDPL	7.54	7.74	7.65	7.85	8.14	7.47	7.79	7.58	7.88	7.92	7.80	7.78	7.11	7.47	7.66
%ile	70.8	72.5	68.8	70.4	75.1	65.9	73.3	69.8	73.9	74.9	76.1	72.9	64.4	70.5	75.0
Rice															
GDPL	5.12	5.68	5.04	4.78	5.92	4.82	5.15	5.69	5.25	5.63	5.52	5.54	5.60	5.60	5.42
%ile	29.7	36.7	28.0	21.7	41.9	26.6	27.6	36.4	29.7	33.5	31.9	31.0	33.0	32.6	29.7
Sheldon															
GDPL	6.88	7.00	6.73	6.30	6.88	6.85	6.71	6.91	6.87	6.86	6.88	6.76	6.52	6.66	6.83
%ile	59.9	58.8	55.8	47.8	57.6	56.8	56.7	59.7	59.4	56.6	60.8	56.5	51.8	56.5	60.2
State Street															
GDPL	5.70	6.17	6.13	6.01	6.37	5.14	5.92	6.03	5.75	6.39	6.06	5.85	5.88	5.89	5.95
%ile	37.2	45.0	44.1	42.0	48.7	30.4	41.9	42.8	37.0	48.2	43.8	38.5	39.8	39.5	41.1
Stout															
GDPL	7.28	6.98	6.88	6.46	7.17	7.05	6.90	6.91	7.00	7.13	7.01	7.23	6.53	6.91	7.02
%ile	65.4	59.7	57.0	49.0	60.8	59.5	58.2	59.7	60.5	60.8	62.9	63.3	53.7	60.2	62.8

IOWA TESTS OF BASIC SKILLS

GRADE 6

ADMINISTERED 1-5-76

EXPECTED GRADE PLACEMENT 6.40

SCHOOL	Vocab.	Comp.	Spell.	Capit.	Funct.	Usage	Test I Lang.	Map	Graphs	Knowl. Ref.	Total Test W.	Math Conc.	Math Prob.	Total Test M.	Composite V, R, W, M.
Summer															
GDPL	5.07	5.54	5.12	5.39	5.77	4.63	5.24	5.93	5.62	5.77	5.78	5.64	5.14	5.42	5.41
%ile	27.9	31.9	30.0	32.9	40.2	25.0	29.2	40.9	34.6	35.9	36.6	31.6	25.5	27.3	28.3
Whitson															
GDPL	7.07	7.17	6.83	6.52	6.85	6.87	6.78	7.29	7.22	6.95	7.16	6.91	6.38	6.68	6.97
%ile	63.5	64.1	56.8	50.5	56.8	57.3	57.5	66.6	64.3	59.5	66.2	59.3	51.7	57.4	63.5
Topeka Public Schools															
GDPL	6.40	6.55	6.39	6.27	6.60	6.06	6.34	6.55	6.33	6.54	6.47	6.31	6.14	6.25	6.40
%ile	50.5	51.1	49.2	46.1	52.4	44.7	48.8	52.3	48.7	50.4	51.5	46.3	45.3	46.8	50.1

LEA TESTS OF BASIC SKILLS

GRADE 3

ADMINISTERED

3/77

EXPECTED GRADE PLACEMENT 3.50

SCHOOL	Vocab.	Comp.	Spell.	Capit.	Punct.	Usage	Test L Language	Map	Graphs	Knowl. Ref.	Total Test W	Math Conc.	Math Prob.	Total Test M	Composite V, R, W, M
Avondale East															
GDPL	3.31	3.31	3.53	3.56	3.20	3.31	3.39	3.13	3.14	3.30	3.18	2.77	2.96	2.87	3.21
%ile	39.0	28.0	42.0	54.0	21.0	29.0	35.0	21.0	21.0	37.0	29.0	5.0	16.0	9.0	25.0
Avondale Southwest															
GDPL	4.20	4.27	4.61	4.46	4.33	4.31	4.42	4.14	3.98	4.06	4.06	3.58	3.81	3.69	4.12
%ile	95.0	94.0	97.0	93.0	91.0	90.0	95.0	91.0	88.0	93.0	93.0	58.0	87.0	75.0	93.0
Avondale West															
GDPL	4.47	4.43	5.01	4.71	4.77	4.94	4.86	4.38	4.36	4.14	4.30	3.90	4.03	3.96	4.40
%ile	99.0	96.0	99.0	96.0	98.0	99.0	99.0	98.0	98.0	93.0	97.0	83.0	95.0	94.0	99.0
Belvoir															
GDPL	2.84	2.80	3.40	3.08	3.18	2.64	3.08	2.81	2.73	3.08	2.87	2.88	2.84	2.87	2.89
%ile	10.0	7.0	35.0	23.0	21.0	4.0	16.0	8.0	6.0	20.0	10.0	8.0	6.0	9.0	9.0
Bishop															
GDPL	4.49	4.72	4.89	4.90	4.95	4.95	4.92	4.52	4.58	4.48	4.53	3.99	4.36	4.17	4.57
%ile	99.0	99.0	99.0	99.0	99.0	99.0	99.0	99.0	99.0	99.0	99.0	89.0	99.0	98.0	99.0
Central Park															
GDPL	3.77	3.87	4.04	3.89	4.17	3.62	3.93	3.44	3.56	3.47	3.49	3.18	3.44	3.32	3.68
%ile	80.0	77.0	79.0	73.0	88.0	51.0	73.0	44.0	60.0	54.0	53.0	24.0	54.0	36.0	67.0
Crestview															
GDPL	4.39	4.33	4.52	4.42	45.1	45.0	4.48	4.07	4.15	3.85	4.02	3.61	3.71	3.65	4.18
%ile	98.0	94.0	96.0	91.0	96.0	95.0	97.0	91.0	95.0	85.0	89.0	58.0	81.0	75.0	96.0
Gage															
GDPL	4.52	4.72	4.79	4.86	4.71	4.68	4.75	4.62	4.31	4.39	4.43	4.03	4.39	4.21	4.52
%ile	99.0	99.0	99.0	99.0	98.0	98.0	99.0	99.0	97.0	98.0	98.0	89.0	99.0	98.0	99.0
Grant															
GDPL	3.11	3.34	3.57	3.59	3.46	2.93	3.40	3.07	3.44	3.35	3.30	2.96	3.38	3.17	3.27
%ile	24.0	28.0	49.0	54.0	44.0	11.0	35.0	21.0	44.0	45.0	37.0	12.0	54.0	27.0	34.0

IOWA TESTS OF BASIC SKILLS

GRADE 3

ADMINISTERED

3/77

EXPECTED GRADE PLACEMENT 3.50

SCHOOL	Vocab.	Comp.	Spell.	Capit.	Punct.	Usage	Test L Language	Map	Graphs	Knowl. Ref.	Total Test W	Math Conc.	Math Prob.	Total Test M	Composite V, R, W, M
Highland Park Central															
GDPL	3.41	3.53	3.68	3.56	3.74	3.49	3.62	3.49	3.44	3.45	3.46	3.06	3.31	3.18	3.44
%ile	48.0	45.0	57.0	54.0	60.0	44.0	52.0	53.0	44.0	54.0	53.0	17.0	43.0	27.0	43.0
Highland Park North															
GDPL	3.62	3.88	4.47	4.32	4.33	3.85	4.24	3.72	3.74	3.78	3.75	3.55	3.49	3.53	3.80
%ile	65.0	77.0	96.0	88.0	91.0	72.0	88.0	68.0	67.0	79.0	76.0	58.0	64.0	56.0	75.0
Highland Park South															
GDPL	4.04	4.31	4.38	4.64	4.24	4.32	4.40	4.07	4.14	4.13	4.12	3.66	3.89	3.78	4.13
%ile	89.0	94.0	94.0	95.0	88.0	90.0	95.0	91.0	92.0	93.0	93.0	67.0	92.0	83.0	93.0
Hudson															
GDPL	3.47	3.23	3.84	3.53	3.93	3.61	3.72	3.43	3.26	3.28	3.32	2.97	3.17	3.08	3.36
%ile	56.0	22.0	65.0	47.0	73.0	51.0	59.0	44.0	36.0	37.0	37.0	12.0	32.0	20.0	43.0
Lafayette															
GDPL	3.17	2.84	3.44	3.35	3.33	2.91	3.25	3.20	3.07	3.32	3.20	2.68	2.90	2.79	3.04
%ile	31.0	7.0	35.0	41.0	28.0	11.0	27.0	28.0	21.0	37.0	29.0	3.0	10.0	5.0	13.0
Linn															
GDPL	4.31	4.45	4.80	4.64	4.59	4.36	4.60	3.92	4.40	4.20	4.18	3.80	3.97	3.88	4.28
%ile	97.0	97.0	99.0	95.0	97.0	93.0	98.0	82.0	98.0	95.0	95.0	76.0	95.0	89.0	98.0
Lowman Hill															
GDPL	3.50	3.63	3.88	3.60	3.65	3.15	3.56	3.45	3.33	3.21	3.32	3.08	2.93	3.02	3.41
%ile	56.0	54.0	72.0	54.0	60.0	23.0	52.0	53.0	36.0	28.0	37.0	17.0	10.0	14.0	43.0
Lundgren															
GDPL	3.77	3.74	4.19	4.05	4.22	3.65	4.03	3.93	3.74	3.83	3.83	3.46	3.32	3.40	3.74
%ile	80.0	62.0	88.0	82.0	88.0	58.0	79.0	82.0	67.0	79.0	76.0	49.0	43.0	46.0	67.0
McCarter															
GDPL	3.73	3.80	3.99	3.59	3.56	3.65	3.69	3.54	3.47	3.44	3.48	3.46	3.47	3.47	3.63
%ile	73.0	70.0	79.0	54.0	52.0	58.0	59.0	53.0	52.0	45.0	53.0	49.0	64.0	56.0	59.0

ION TESTS OF BASIC SKILLS

GRADE 3

ADMINISTERED

3/77

EXPECTED GRADE PLACEMENT 3.50

SCHOOL	Vocab.	Comp.	Spell.	Capit.	Punct.	Usage	Test I Language	Map	Graphs	Knowl. Ref.	Total Test W	Math Conc.	Math Prob.	Total Test M	Composite V, R, W, M
McClure															
GDPL	4.70	4.96	5.06	5.42	5.61	5.21	5.32	5.00	4.92	4.49	4.80	4.63	4.54	4.58	4.87
%ile	99.0	99.0	99.0	99.0	99.0	99.0	99.0	99.0	99.0	99.0	99.0	99.0	99.0	99.0	99.0
McEachron															
GDPL	4.24	4.50	4.53	4.73	4.78	4.69	4.68	4.11	4.16	3.67	3.98	3.78	3.95	3.86	4.25
%ile	95.0	97.0	96.0	96.0	98.0	98.0	99.0	91.0	95.0	72.0	89.0	76.0	95.0	89.0	98.0
Parkdale															
GDPL	2.45	2.65	2.81	2.65	2.89	2.36	2.68	2.58	2.52	2.90	2.66	2.54	2.79	2.66	2.62
%ile	3.0	5.0	5.0	7.0	8.0	1.0	4.0	3.0	2.0	9.0	5.0	1.0	6.0	2.0	2.0
Polk															
GDPL	3.36	3.34	3.64	3.35	3.64	3.56	3.54	3.44	3.61	3.42	3.49	3.13	3.46	3.29	3.41
%ile	48.0	28.0	49.0	41.0	52.0	51.0	44.0	44.0	60.0	45.0	53.0	17.0	64.0	36.0	43.0
Potwin															
GDPL	3.86	3.92	4.17	3.88	4.06	4.14	4.07	3.90	3.72	3.62	3.75	3.61	3.64	3.62	3.84
%ile	85.0	77.0	88.0	73.0	84.0	83.0	84.0	82.0	67.0	63.0	76.0	58.0	74.0	66.0	75.0
Quincy															
GDPL	3.21	3.51	3.52	3.38	3.20	3.46	3.38	3.18	3.14	3.10	3.13	2.90	3.21	3.05	3.25
%ile	31.0	45.0	42.0	41.0	21.0	44.0	35.0	28.0	21.0	20.0	21.0	8.0	32.0	20.0	34.0
Quinton Heights															
GDPL	3.77	3.94	4.48	4.31	5.01	4.26	4.52	3.83	4.00	4.02	3.96	3.35	3.49	3.42	3.94
%ile	80.0	77.0	96.0	88.0	99.0	90.0	97.0	75.0	88.0	90.0	89.0	40.0	64.0	46.0	82.0
Randolph															
GDPL	4.34	4.55	4.72	4.85	4.57	4.58	4.68	4.26	4.27	3.98	4.17	3.64	3.92	3.78	4.32
%ile	97.0	98.0	98.0	99.0	97.0	96.0	99.0	96.0	97.0	90.0	95.0	58.0	92.0	83.0	98.0
Rice															
GDPL	3.34	3.29	3.58	2.81	3.36	3.45	3.29	3.01	3.04	3.15	3.06	2.94	3.19	3.06	3.21
%ile	39.0	28.0	49.0	10.0	36.0	44.0	27.0	16.0	16.0	28.0	21.0	8.0	32.0	20.0	25.0

ICR TESTS OF BASIC SKILLS

GRADE 3

ADMINISTERED 3/77

EXPECTED GRADE PLACEMENT 3.50

SCHOOL	Vocab.	Comp.	Spell.	Capit.	Punct.	Usage	Test L Language	Map	Graphs	Knowl. Ref.	Total Test W	Math Conc.	Math Prob.	Total Test M	Composite V, R, W, M
Sheldon															
GDPL	4.23	4.53	4.28	4.03	3.90	4.28	4.13	4.43	4.12	3.90	4.15	3.77	3.80	3.80	4.17
%ile	95.0	97.0	91.0	78.0	73.0	90.0	84.0	98.0	92.0	85.0	95.0	76.0	87.0	83.0	96.0
State Street															
GDPL	3.42	3.73	3.84	3.70	4.00	3.76	3.82	3.45	3.42	3.56	3.48	3.25	3.40	3.32	3.55
%ile	48.0	62.0	65.0	61.0	79.0	65.0	66.0	53.0	44.0	63.0	53.0	32.0	54.0	36.0	59.0
Stout															
GDPL	4.43	4.48	4.52	4.52	4.77	4.75	4.65	4.13	4.31	4.09	4.18	3.80	3.92	3.86	4.32
%ile	98.0	97.0	96.0	93.0	98.0	99.0	99.0	91.0	97.0	93.0	95.0	76.0	92.0	89.0	98.0
Sumner															
GDPL	3.64	3.70	3.93	3.69	3.89	3.45	3.75	3.65	3.57	3.58	3.60	3.33	3.73	3.52	3.65
%ile	65.0	62.0	72.0	61.0	73.0	44.0	66.0	68.0	60.0	63.0	60.0	32.0	81.0	56.0	67.0
Whitson															
GDPL	4.55	4.59	4.60	4.47	4.27	4.57	4.48	4.28	4.12	4.06	4.15	3.71	3.88	3.80	4.31
%ile	99.0	98.0	97.0	93.0	91.0	96.0	97.0	96.0	92.0	93.0	95.0	67.0	92.0	83.0	98.0
Topeka Public Schools															
GDPL	3.88	3.98	4.22	4.10	4.16	4.01	4.12	3.83	3.80	3.74	3.79	3.46	3.62	3.54	3.86
%ile	85.0	83.0	88.0	82.0	88.0	78.0	84.0	75.0	75.0	72.0	76.0	49.0	74.0	56.0	82.0

IC. TESTS OF BASIC SKILLS

GRADE 4

ADMINISTERED 1-31-77

EXPECTED GRADE PLACEMENT 4.50

SCHOOL	Vocab.	Comp.	Spell.	Capit.	Punct.	Usage	Test L Language	Map	Graphs	Knowl. Ref.	Total Test W	Math Conc.	Math Prob.	Total Test M	Composite V, R, W, M
Avondale East															
GDPL	3.99	4.05	4.07	4.04	4.05	3.90	4.02	3.96	3.91	4.24	4.04	3.98	4.06	4.05	4.03
%ile	41.3	41.7	40.1	38.6	39.4	39.4	38.6	39.9	36.1	44.8	39.7	35.7	43.3	40.5	39.7
Avondale Southwest															
GDPL	4.92	5.25	5.42	5.28	5.60	5.33	5.42	5.29	5.16	5.34	5.26	4.83	4.89	4.89	5.15
%ile	60.5	66.4	65.8	63.5	70.0	64.9	68.4	68.8	62.9	70.4	70.7	57.1	63.5	62.5	67.8
Avondale West															
GDPL	5.23	5.37	5.35	5.10	5.43	5.33	5.31	5.20	5.28	5.13	5.20	5.04	4.70	4.90	5.20
%ile	68.3	69.2	65.1	60.7	66.6	65.4	67.3	66.5	65.6	66.4	68.9	63.8	59.4	64.1	69.8
Belvoir															
GDPL	3.62	3.57	4.30	3.38	3.70	3.30	3.68	3.77	3.77	3.80	3.78	3.41	3.55	3.52	3.63
%ile	31.3	30.1	45.5	26.3	31.6	27.7	31.0	32.8	33.4	33.1	32.3	19.9	27.9	23.7	28.2
Bishop															
GDPL	5.30	5.43	5.29	5.38	5.38	5.53	5.41	5.48	5.60	5.36	5.48	4.97	5.02	5.02	5.33
%ile	69.8	71.3	64.8	67.3	66.5	69.8	71.2	72.7	73.1	72.7	77.1	63.8	68.9	69.0	74.5
Central Park															
GDPL	4.42	4.29	4.27	4.29	4.40	3.93	4.23	4.44	4.29	4.07	4.26	4.05	4.07	4.09	4.25
%ile	49.2	46.3	43.3	44.9	46.8	39.7	43.4	48.5	45.3	41.5	45.5	36.5	41.2	40.0	45.1
Westview															
GDPL	5.23	5.18	4.94	5.03	5.37	4.82	5.05	5.55	5.64	4.91	5.37	5.01	5.02	5.04	5.16
%ile	69.0	66.2	58.2	59.7	66.9	56.4	63.0	74.0	73.9	63.0	74.9	63.5	67.2	68.5	70.5
Wedge															
GDPL	5.30	5.33	5.32	4.95	5.37	5.30	5.25	5.10	5.21	5.03	5.11	4.76	4.64	4.72	5.14
%ile	70.3	69.6	64.8	58.3	67.1	65.4	67.2	64.8	65.9	64.6	68.8	58.8	58.3	61.2	70.0
Grant															
GDPL	4.24	4.02	5.23	4.62	4.41	3.87	4.54	4.48	4.27	4.52	4.43	3.96	4.13	4.06	4.25
%ile	45.4	40.5	63.8	50.7	46.1	38.6	51.7	48.6	44.8	53.5	51.4	35.2	43.3	40.2	45.9

A TESTS OF BASIC SKILLS

GRADE 4

ADMINISTERED 1-31-77

EXPECTED GRADE PLACEMENT 4.50

SCHOOL	Vocab.	Comp.	Spell.	Capit.	Punct.	Usage	Test L Language	Map	Graphs	Knowl. Ref.	Total Test W	Math Conc.	Math Prob.	Total Test M	Composite V, R, W, M
Highland Park Central															
GDPL	4.36	4.24	4.43	4.33	4.29	4.17	4.32	4.30	4.17	4.26	4.25	4.04	4.09	4.09	4.25
%ile	50.4	45.6	47.1	45.7	43.7	44.0	45.9	47.7	45.2	46.3	46.6	38.8	42.2	41.1	45.4
Highland Park North															
GDPL	4.16	4.24	4.73	4.25	4.64	4.11	4.45	4.15	4.21	4.15	4.17	3.96	3.94	3.98	4.19
%ile	43.9	44.7	52.9	43.7	52.0	42.7	49.3	42.7	43.7	43.5	43.6	35.2	39.6	37.9	43.9
Highland Park South															
GDPL	4.74	4.67	5.15	4.72	4.79	4.60	4.83	4.57	4.68	4.34	4.53	4.48	4.36	4.45	4.64
%ile	57.2	54.4	61.3	52.9	54.1	51.8	56.8	51.0	54.9	47.9	53.1	49.3	49.9	51.0	55.3
Hudson															
GDPL	4.20	4.21	4.32	3.98	4.17	3.58	4.02	3.97	4.07	3.92	3.99	3.98	3.77	3.91	4.07
%ile	45.0	44.3	45.9	38.4	41.5	34.5	39.3	38.7	40.2	37.5	38.5	34.9	35.2	35.9	39.4
Lafayette															
GDPL	3.43	3.80	3.84	3.42	3.50	3.53	3.58	3.68	3.44	3.95	3.68	3.54	3.66	3.63	3.62
%ile	28.3	35.4	36.2	27.3	29.2	31.9	29.8	30.8	27.6	35.9	29.1	23.3	30.9	26.6	27.9
Linn															
GDPL	4.92	5.17	5.34	4.95	5.55	4.78	5.17	5.09	4.98	4.93	5.01	4.90	4.33	4.63	4.98
%ile	60.9	65.5	64.9	58.9	69.4	55.5	64.9	64.9	59.3	62.7	65.8	60.0	49.1	58.2	64.7
Lowman Hill															
GDPL	4.66	4.93	5.38	4.76	5.38	4.67	5.06	4.88	4.85	4.55	4.76	4.36	4.54	4.48	4.78
%ile	55.9	60.8	65.5	53.6	66.0	53.8	62.6	57.6	59.5	54.8	61.0	46.9	55.7	54.1	60.5
Lundgren															
GDPL	4.25	4.50	4.63	4.48	4.90	4.07	4.53	4.84	4.64	4.42	4.64	4.41	4.16	4.31	4.44
%ile	44.9	50.1	51.4	48.3	57.3	42.1	50.9	57.6	51.9	49.0	54.8	47.1	44.0	47.8	49.8
McCarter															
GDPL	4.94	4.95	5.19	4.91	5.19	4.97	5.08	5.13	5.12	5.06	5.10	4.93	4.63	4.81	4.98
%ile	62.2	60.8	62.0	56.7	63.0	59.3	63.3	65.1	62.9	65.3	67.5	61.6	56.4	61.3	64.5

IOV TESTS OF BASIC SKILLS

GRADE 4

ADMINISTERED 1-31-77

EXPECTED GRADE PLACEMENT 4.50

SCHOOL	Vocab.	Comp.	Spell.	Capit.	Punct.	Usage	Test L Language	Map	Graphs	Knowl. Ref.	Total Test W	Math Conc.	Math Prob.	Total Test M	Composite V, R, W, M
heldon															
GDPL	5.14	4.73	5.27	4.44	4.60	4.81	4.79	4.49	5.21	4.55	4.75	4.42	4.50	4.48	4.78
%ile	66.2	55.2	65.3	48.0	50.7	56.4	56.9	51.7	65.3	51.7	59.1	48.3	54.0	53.4	60.0
ate Street															
GDPL	4.30	4.61	4.96	5.02	5.53	4.38	4.98	4.75	4.69	4.59	4.67	4.30	4.35	4.35	4.58
%ile	47.4	54.5	58.8	59.5	69.3	48.1	61.7	56.1	55.1	54.1	57.9	43.7	49.4	48.7	55.3
out															
GDPL	5.25	5.20	5.19	5.07	5.36	5.38	5.25	5.24	5.05	4.84	5.04	4.91	4.65	4.80	5.11
%ile	69.7	67.8	62.2	60.8	66.4	65.9	66.9	67.9	63.4	61.9	67.4	62.2	59.8	62.8	69.1
imner															
GDPL	4.64	4.83	4.77	4.75	4.80	4.39	4.69	4.83	4.80	4.41	4.68	4.44	4.49	4.48	4.67
%ile	55.3	58.8	55.3	54.0	55.5	49.3	54.9	58.8	55.9	50.8	57.6	47.8	52.0	51.7	56.9
itson															
GDPL	5.45	5.80	5.37	5.37	5.80	5.72	5.57	5.18	5.21	5.38	5.25	5.19	4.72	4.98	5.42
%ile	72.4	74.0	64.6	66.6	72.8	72.0	72.4	65.5	64.5	67.3	68.1	64.3	57.2	62.9	72.5
peka Public Schools															
GDPL	4.70	4.80	4.92	4.72	4.97	4.66	4.83	4.79	4.81	4.69	4.76	4.52	4.45	4.51	4.72
%ile	56.3	57.2	57.1	53.2	58.0	53.2	57.1	57.1	56.6	55.9	58.5	50.2	52.3	53.0	57.5

TESTS OF BASIC SKILLS

GRADE 5

ADMINISTERED 1-17-77

EXPECTED GRADE PLACEMENT 5.40

SCHOOL	Vocab.	Comp.	Spell.	Capit.	Punct.	Usage	Test L Language	Map	Graphs	Knowl. Ref.	Total Test W	Math Conc.	Math Prob.	Total Test M	Composite V, R, W, M
Wendale East GDPL %ile	5.06 44.0	5.15 42.7	4.69 35.9	4.73 35.0	5.05 41.8	4.19 29.2	4.68 34.5	5.16 45.4	4.94 40.5	5.05 40.8	5.05 42.7	4.79 34.3	4.85 38.4	4.85 36.6	4.95 38.8
Wendale S.W. GDPL %ile	5.60 54.6	5.95 61.0	5.78 54.1	6.03 58.4	6.49 67.9	6.05 60.6	6.10 63.4	5.81 58.8	5.65 53.6	5.98 60.8	5.82 61.3	5.31 45.7	5.59 54.8	5.48 52.5	5.79 60.4
Wendale West GDPL %ile	6.27 66.4	6.51 69.8	6.26 62.2	6.43 64.9	6.70 70.7	6.27 63.7	6.43 68.3	6.72 74.9	6.64 71.4	6.50 70.1	6.62 76.0	6.53 71.5	6.42 71.8	6.49 74.2	6.47 72.7
Alvoir GDPL %ile	4.28 27.9	4.59 31.9	4.61 33.2	4.11 24.0	4.18 26.7	3.92 24.7	4.22 25.1	4.62 33.5	4.18 25.3	4.50 29.3	4.43 27.0	4.47 26.4	3.97 20.9	4.24 21.3	4.35 24.0
Shop GDPL %ile	6.43 71.3	6.66 73.5	5.98 59.4	5.86 55.3	6.14 61.4	6.44 66.7	6.12 63.3	6.88 77.8	6.49 68.7	6.51 70.2	6.62 75.9	6.15 64.2	5.99 63.6	6.10 66.6	6.38 72.6
Central Park GDPL %ile	4.85 40.4	5.21 46.7	5.30 47.1	4.92 40.6	5.25 47.4	4.68 38.2	5.06 43.9	5.33 47.8	5.14 43.5	5.00 42.7	5.15 45.4	4.66 32.2	5.19 45.9	4.96 40.2	5.05 43.2
Eastview GDPL %ile	6.45 71.0	6.54 72.3	6.41 66.2	6.71 70.3	7.04 75.8	6.60 69.3	6.69 74.0	7.04 78.8	6.94 77.7	6.53 71.2	6.83 79.6	6.45 70.5	6.32 71.9	6.40 74.0	6.58 76.9
Se GDPL %ile	6.15 63.1	6.21 63.7	5.85 55.4	6.31 63.3	6.33 63.0	5.74 54.5	6.07 62.0	5.91 58.7	5.94 58.3	5.97 59.2	5.93 59.6	5.58 52.4	5.27 47.8	5.45 51.3	5.96 61.3
Ant GDPL %ile	4.17 27.2	4.50 31.7	4.68 35.8	4.40 30.1	4.96 39.6	3.93 24.2	4.50 31.2	4.66 32.5	4.57 31.9	4.98 37.9	4.75 32.9	4.66 30.9	4.35 28.6	4.53 29.0	4.50 28.7

IOWA TESTS OF BASIC SKILLS

GRADE 5

ADMINISTERED 1-17-77

EXPECTED GRADE PLACEMENT 5.40

SCHOOL	Vocab.	Comp.	Spell.	Capit.	Punct.	Usage	Test L Language	Map	Graphs	Knowl. Ref.	Total Test W	Math Conc.	Math Prob.	Total Test M	Composite V, R, W, M
Highland Park Central															
GDPL	4.97	5.23	5.02	4.99	5.00	4.72	4.94	5.40	5.13	5.27	5.27	4.81	4.85	4.86	5.06
%ile	42.3	44.1	40.6	41.6	41.2	37.7	40.2	48.8	43.1	44.7	47.0	35.1	37.6	36.8	41.5
Highland Park North															
GDPL	5.06	5.10	5.56	4.88	5.39	5.02	5.22	5.06	4.83	5.27	5.05	4.95	5.19	5.10	5.11
%ile	43.8	42.9	51.5	38.5	48.3	42.5	45.7	41.1	37.0	46.6	41.6	37.3	45.8	42.2	43.3
Highland Park South															
GDPL	5.08	5.29	5.26	4.88	5.34	4.69	5.06	5.50	5.17	5.29	5.32	5.32	5.07	5.22	5.19
%ile	43.1	46.3	44.7	38.6	46.9	37.2	42.1	50.7	44.4	44.8	48.4	46.0	42.2	45.3	44.6
Hudson															
GDPL	5.16	5.35	5.56	5.55	5.31	4.72	5.31	5.42	5.50	5.71	5.55	5.18	5.06	5.15	5.31
%ile	46.2	49.4	50.2	49.8	46.4	37.7	47.0	50.1	50.5	55.1	54.4	44.0	44.3	44.4	48.7
Lafayette															
GDPL	4.53	4.62	4.69	4.50	4.58	4.17	4.50	4.71	4.23	4.96	4.63	4.41	4.77	4.61	4.58
%ile	31.5	32.2	33.8	30.4	32.6	28.4	30.3	34.0	26.2	37.8	30.7	24.6	35.4	29.1	29.2
Linn															
GDPL	5.26	5.28	5.06	5.18	4.93	4.90	5.03	5.02	5.28	5.06	5.11	5.26	5.12	5.22	5.18
%ile	48.6	46.5	42.5	45.2	41.1	40.8	42.1	41.6	45.9	40.3	42.8	46.1	45.4	46.5	45.4
Lowman Hill															
GDPL	5.05	5.41	5.39	5.08	5.35	5.19	5.26	5.72	5.38	5.24	5.45	5.07	5.15	5.14	5.26
%ile	42.7	49.2	48.4	41.6	47.3	45.9	46.7	54.7	47.9	44.1	50.2	41.1	45.4	43.8	46.4
Lundgren															
GDPL	5.36	5.40	5.48	5.03	5.48	4.85	5.22	5.51	5.05	5.34	5.29	5.17	5.14	5.18	5.29
%ile	47.7	48.4	49.2	41.6	48.7	39.5	45.2	50.1	41.4	46.4	46.5	43.9	43.5	44.1	46.3
McCarter															
GDPL	5.66	5.65	5.57	5.33	5.38	5.36	5.42	5.69	5.49	5.68	5.62	5.47	5.31	5.41	5.55
%ile	54.9	53.9	50.8	45.7	47.5	49.0	49.2	55.1	50.1	53.2	54.2	50.1	49.8	51.5	53.2

IOWA TESTS OF BASIC SKILLS

GRADE 5

ADMINISTERED 1-17-77

EXPECTED GRADE PLACEMENT 5.40

SCHOOL	Vocab.	Comp.	Spell.	Capit.	Punct.	Usage	Test L Language	Map	Graphs	Knowl. Ref.	Total Test W	Math Conc.	Math Prob.	Total Test M	Composite V, R, W, M
McClure															
GDPL	6.26	6.56	6.17	5.74	6.12	6.28	6.09	6.64	6.45	6.28	6.45	5.98	5.93	5.98	6.26
%ile	67.7	71.8	61.2	53.3	60.4	64.1	63.0	73.0	69.5	67.4	74.0	61.3	62.8	65.1	70.5
McEachron															
GDPL	6.01	6.30	6.19	6.34	6.24	6.24	6.27	6.32	6.48	6.29	6.37	6.18	5.87	6.04	6.20
%ile	62.7	67.7	61.8	63.4	63.0	63.5	66.2	67.5	70.1	66.0	71.2	64.3	60.3	64.7	68.7
Parkdale															
GDPL	4.09	4.43	4.47	4.08	4.35	4.10	4.26	4.04	4.32	4.71	4.36	4.04	4.05	4.06	4.24
%ile	25.2	28.8	31.6	22.9	28.7	26.8	25.3	20.3	27.7	30.9	22.7	18.1	21.7	18.2	21.0
Polk															
GDPL	4.74	5.06	5.00	5.31	5.26	4.40	5.00	5.20	4.92	5.18	5.10	5.00	5.28	5.18	5.02
%ile	35.6	41.0	40.2	45.3	46.4	31.4	40.9	45.0	39.0	43.2	43.2	41.0	46.2	44.0	40.4
Potwin															
GDPL	5.60	5.86	5.72	5.42	5.49	5.61	5.58	6.02	6.25	5.86	6.04	5.86	5.46	5.69	5.75
%ile	54.7	56.6	53.2	48.6	49.0	53.4	52.6	59.4	63.9	57.3	62.1	57.3	52.4	55.4	57.3
Quincy															
GDPL	4.89	5.26	5.12	5.34	5.17	4.45	5.04	5.25	5.18	5.08	5.18	4.85	4.80	4.85	5.05
%ile	39.0	45.8	42.9	46.8	44.4	33.0	41.9	46.7	44.2	40.9	45.0	36.0	37.0	36.8	41.6
Quinton Heights															
GDPL	4.90	5.45	5.14	5.21	5.61	5.38	5.35	5.45	5.52	5.48	5.49	5.18	5.14	5.18	5.27
%ile	40.2	49.7	42.1	43.5	50.8	48.3	47.5	49.0	49.9	49.3	51.2	41.5	44.2	43.0	46.5
Randolph															
GDPL	6.50	6.80	6.87	6.77	6.88	6.87	6.86	6.78	6.77	6.56	6.70	6.69	6.48	6.61	6.69
%ile	71.6	74.9	73.5	70.8	73.5	73.6	76.4	76.9	74.5	71.5	78.3	75.3	74.6	78.3	78.3
Rice															
GDPL	4.28	4.58	4.43	4.15	4.50	4.00	4.29	4.82	4.74	4.66	4.74	4.63	4.22	4.45	4.48
%ile	29.8	32.8	29.7	24.3	30.3	26.0	25.5	36.3	35.7	32.2	32.5	30.3	25.3	25.7	27.6

10. TESTS OF BASIC SKILLS GRADE 5 ADMINISTERED 1-17-77 EXPECTED GRADE PLACEMENT 5.40

	Vocab.	Comp.	Spell.	Capit.	Punct.	Usage	Test L Language	Map	Graphs	Knowl. Ref.	Total Test W	Math Conc.	Math Prob.	Total Test M	Composite V, R, W, M
CHOO heldon GDPL %ile	7.07 79.6	7.11 78.0	7.10 75.8	6.80 71.1	6.72 70.3	7.15 78.3	6.96 77.7	7.35 81.6	7.23 80.2	6.87 73.4	7.15 81.0	6.86 79.5	6.82 80.1	6.90 83.2	7.03 82.3
tate Street GDPL %ile	4.86 39.7	5.21 44.3	5.28 45.0	5.08 41.6	5.67 52.5	4.89 40.0	5.24 45.8	5.31 46.9	5.13 43.0	5.39 48.1	5.28 47.0	4.93 37.4	5.20 45.0	5.08 42.2	5.14 43.9
out GDPL %ile	6.13 65.2	6.08 62.7	6.01 58.3	6.41 64.7	6.29 63.9	6.35 65.5	6.28 66.1	6.44 69.0	6.08 61.6	6.07 61.1	6.20 66.2	6.03 61.7	5.79 58.6	5.94 61.7	6.12 65.9
mner GDPL %ile	4.36 30.2	5.08 41.2	5.39 48.6	5.34 46.4	5.12 43.8	4.94 41.4	5.21 44.9	5.30 44.6	4.91 41.0	5.11 40.6	5.11 42.9	5.11 42.3	4.92 42.7	5.04 42.6	4.97 39.2
lton GDPL %ile	5.82 58.7	5.91 60.0	5.61 51.2	5.56 50.3	5.47 49.5	5.70 55.2	5.59 52.8	6.10 63.1	6.02 61.3	5.85 56.9	5.99 62.5	5.89 58.0	5.82 59.2	5.88 60.3	5.84 59.4
eka Public Schools	5.44 51.0	5.67 53.9	5.57 50.7	5.46 48.3	5.64 52.2	5.36 48.5	5.52 51.2	5.77 55.8	5.61 52.5	5.65 52.8	5.67 55.3	5.45 48.9	5.38 50.1	5.44 50.7	5.55 52.9

IOWA TESTS OF BASIC SKILLS

GRADE 6

ADMINISTERED 1-10-77

EXPECTED GRADE PLACEMENT 6.40

SCHOOL	Vocab.	Comp.	Spell.	Capit.	Punct.	Usage	Test L Language	Map	Graphs	Knowl. Ref.	Total Test W	Math Conc.	Math Prob.	Total Test M	Composite V, R, W, M
Avondale East															
GDPL	6.10	6.13	5.89	5.55	5.95	5.25	5.67	6.19	5.94	6.19	6.10	6.04	5.90	6.00	6.01
%ile	44.8	43.3	40.3	34.8	42.4	33.7	37.0	46.0	42.8	44.1	44.5	41.4	40.5	42.0	41.9
Avondale S.W.															
GDPL	6.57	6.91	6.53	6.48	6.81	6.27	6.53	7.00	6.85	6.79	6.88	6.61	6.43	6.54	6.69
%ile	53.4	58.0	51.5	49.2	55.4	47.8	52.6	60.6	58.5	56.4	60.9	52.4	51.2	53.0	56.5
Avondale West															
GDPL	6.97	7.02	6.70	6.46	7.05	6.83	6.77	7.06	6.86	7.21	7.04	7.05	6.93	7.01	6.96
%ile	59.8	60.6	54.1	48.3	58.9	56.1	56.1	60.7	57.6	62.2	62.0	62.0	61.6	63.4	61.8
Belvoir															
GDPL	5.14	5.86	5.67	4.97	5.39	4.56	5.17	5.37	4.82	5.72	5.30	5.18	5.05	5.14	5.33
%ile	28.4	37.3	37.1	24.7	34.3	23.6	28.3	33.4	23.4	35.3	28.0	23.7	24.4	23.6	27.5
Bishop															
GDPL	7.38	7.46	6.97	6.91	7.24	6.99	7.04	7.43	7.08	7.15	7.22	6.95	6.35	6.68	7.15
%ile	68.4	66.8	57.7	56.1	61.9	58.6	61.3	67.7	61.7	62.0	66.7	60.2	50.1	56.7	66.0
Central Park															
GDPL	6.27	6.51	6.12	6.06	5.68	6.03	5.99	6.17	6.00	6.24	6.13	6.08	5.96	6.04	6.19
%ile	48.1	52.2	45.2	43.6	40.4	44.0	43.7	45.6	44.1	46.0	45.4	41.4	41.8	42.5	46.7
Crestview															
GDPL	6.63	6.70	6.85	7.03	7.07	6.86	6.97	6.88	7.02	7.04	6.98	6.62	6.53	6.60	6.78
%ile	56.1	55.2	57.4	58.7	60.1	57.0	61.7	59.1	61.7	61.5	63.9	53.9	53.9	56.1	60.2
Gage															
GDPL	7.40	7.41	6.99	7.48	7.33	7.05	7.23	7.12	7.41	7.35	7.29	7.27	7.08	7.20	7.30
%ile	67.4	66.8	57.8	64.7	63.3	59.4	64.2	62.8	67.6	65.9	68.7	65.2	64.8	67.9	69.1
Grant															
GDPL	4.92	5.38	5.71	5.33	5.26	4.77	5.28	5.68	4.99	6.08	5.58	5.30	5.51	5.43	5.31
%ile	23.9	29.8	37.8	31.2	32.0	24.7	29.9	36.5	26.0	41.6	33.2	24.1	30.1	27.1	26.5

ICSA TESTS OF BASIC SKILLS

GRADE 6

ADMINISTERED 1-10-77

EXPECTED GRADE PLACEMENT 6.40

SCHOOL	Vocab.	Comp.	Spell.	Capit.	Punct.	Usage	Test L Language	Map	Graphs	Knowl. Ref.	Total Test W	Math Conc.	Math Prob.	Total Test M	Composite V, R, W, M
Highland Park Central															
GDPL	6.41	6.66	6.44	6.30	6.42	5.91	6.28	6.46	6.40	6.74	6.53	5.68	6.22	5.98	6.37
%ile	51.1	52.8	49.7	45.5	49.5	42.2	47.9	50.4	50.4	55.0	52.5	35.5	47.2	41.2	49.4
Highland Park North															
GDPL	5.91	6.01	6.23	5.95	6.19	5.34	5.94	6.23	5.83	6.19	6.08	5.69	5.97	5.86	5.96
%ile	41.1	40.6	46.8	41.1	46.0	33.8	42.1	45.6	39.3	44.3	44.0	33.7	42.9	39.2	40.9
Highland Park South															
GDPL	6.60	6.56	6.48	6.24	6.85	6.16	6.44	6.62	6.60	6.48	6.56	6.50	6.00	6.28	6.49
%ile	54.8	51.6	50.5	45.6	56.2	45.9	51.2	54.1	53.0	49.3	53.9	49.8	42.2	47.3	52.2
Hudson															
GDPL	6.12	6.09	5.96	6.08	5.89	5.72	5.93	6.29	6.26	6.28	6.27	5.89	5.89	5.92	6.06
%ile	45.3	42.0	43.5	43.8	41.9	39.4	42.0	47.9	48.1	45.3	47.7	38.1	40.9	39.8	43.2
Lafayette															
GDPL	4.76	4.79	4.83	4.37	4.52	4.42	4.55	5.03	4.44	5.07	4.84	4.94	4.98	4.99	4.79
%ile	21.9	19.3	24.7	17.3	21.3	20.2	17.7	24.5	17.5	23.4	18.0	18.8	22.3	19.2	16.0
Linn															
GDPL	6.86	6.97	6.83	7.24	7.22	6.73	7.01	6.94	6.94	6.98	6.95	6.85	6.53	6.72	6.91
%ile	58.6	60.4	55.6	60.5	62.0	54.9	60.7	59.6	59.3	58.6	61.7	56.9	52.0	56.6	61.5
Lowman Hill															
GDPL	6.15	6.21	5.98	5.78	6.08	5.57	5.86	6.08	5.90	6.02	6.01	6.21	5.85	6.06	6.06
%ile	45.6	45.0	42.0	38.0	44.4	37.1	40.6	43.8	41.1	40.9	42.6	44.5	39.0	42.7	43.1
Lundgren															
GDPL	6.37	6.35	6.26	5.81	6.20	5.75	6.02	6.55	6.27	6.40	6.40	6.20	5.78	6.01	6.24
%ile	49.0	46.8	46.8	38.6	46.6	39.9	43.0	51.8	48.0	47.3	50.2	43.7	38.7	41.8	46.4
McCarter															
GDPL	7.22	7.31	7.01	7.39	7.69	6.95	7.26	7.34	7.25	7.39	7.33	7.33	7.01	7.20	7.27
%ile	65.5	65.4	58.3	62.7	68.3	58.0	64.4	66.1	64.0	65.7	68.2	65.4	61.2	64.9	67.6

SCHOOL	Vocab.	Comp.	Spell.	Capit.	Punct.	Usage	Test L Language	Map	Graphs	Knowl. Ref.	Total Test W	Math Conc.	Math Prob.	Total Test M	Composite V, R, W, M
McClure GDPL %ile	7.54 70.4	7.62 71.6	7.30 63.8	7.79 69.8	7.79 70.4	7.74 69.8	7.66 71.8	7.86 76.0	7.76 73.7	7.57 69.7	7.73 67.5	7.37 67.5	7.06 64.5	7.24 68.4	7.57 74.6
McEachron GDPL %ile	7.85 75.5	7.69 71.1	7.96 72.5	8.33 76.4	8.26 76.2	7.69 68.6	8.06 77.1	7.72 72.1	7.54 70.1	7.76 72.0	7.68 74.5	7.21 63.5	6.87 60.5	7.07 64.2	7.67 75.4
Parkdale GDPL %ile	5.02 26.5	5.08 25.7	5.26 33.6	4.66 21.1	4.66 25.4	4.57 22.9	4.79 23.2	5.06 25.1	4.70 20.3	5.01 24.6	4.91 19.4	4.63 15.5	4.69 18.5	4.69 15.2	4.91 19.8
Polk GDPL %ile	5.26 29.4	5.65 34.4	5.57 37.1	5.18 28.1	5.84 40.5	4.89 27.7	5.38 32.2	5.17 29.4	5.75 38.7	5.85 39.2	5.59 35.3	5.81 35.2	5.32 28.6	5.58 31.6	5.49 30.8
Potwin GDPL %ile	6.67 55.1	7.09 59.7	7.33 63.4	7.18 60.3	7.40 64.3	6.91 56.8	7.22 63.6	7.33 65.3	6.79 57.4	7.20 62.6	7.11 63.6	7.08 62.4	6.91 62.3	7.01 64.4	7.01 62.3
Quincy GDPL %ile	5.07 30.6	5.37 30.7	5.07 28.8	5.02 26.5	5.33 33.2	4.74 24.8	5.05 26.2	5.65 37.0	5.15 27.8	5.63 33.8	5.47 31.8	5.37 28.1	5.54 32.9	5.48 30.3	5.29 27.6
Quinton Hgts. GDPL %ile	5.92 41.2	6.16 43.2	6.54 51.3	5.95 41.7	6.08 44.8	5.81 40.5	6.10 44.7	6.28 46.5	6.03 42.3	6.36 46.3	6.22 45.6	6.25 44.3	6.17 45.4	6.24 45.8	6.13 43.9
Randolph GDPL %ile	7.53 69.1	7.97 74.9	7.00 58.6	7.60 66.5	7.88 71.6	7.67 68.4	7.55 69.8	8.00 76.1	7.95 74.1	7.74 71.6	7.89 76.8	7.91 76.5	7.56 71.9	7.75 76.6	7.74 75.3
Rice GDPL %ile	4.84 25.3	5.35 29.3	5.25 32.4	5.15 28.1	5.46 35.9	4.67 23.3	5.14 27.6	5.21 30.3	5.12 28.2	5.64 34.3	5.33 29.7	5.45 30.2	5.42 30.6	5.45 29.7	5.22 25.3

IOWA TESTS OF BASIC SKILLS

GRADE 6

ADMINISTERED 1-10-77

EXPECTED GRADE PLACEMENT 6.40

SCHOOL	Vocab.	Comp.	Spell.	Capit.	Punct.	Usage	Test L Language	Map	Graphs	Knowl. Ref.	Total Test W	Math Conc.	Math Prob.	Total Test M	Composite V, R, W, M
Sheldon															
GDPL	7.51	7.15	6.77	6.76	7.14	6.88	6.91	6.93	7.16	6.98	7.02	7.01	6.56	6.81	7.08
%ile	69.6	63.1	55.4	54.2	60.6	57.1	59.4	59.9	64.0	58.5	63.2	60.9	55.5	59.9	64.6
State Street															
GDPL	5.95	6.27	6.41	6.66	6.56	5.67	6.34	6.40	6.18	6.56	6.38	5.88	6.13	6.03	6.20
%ile	41.6	46.6	49.6	52.6	52.0	38.6	49.5	49.7	45.3	50.5	50.5	37.1	45.4	42.6	46.3
Stout															
GDPL	7.60	7.42	7.20	6.95	7.54	6.93	7.17	6.96	7.42	7.17	7.19	7.18	6.85	7.05	7.27
%ile	71.5	67.3	61.4	56.2	66.0	58.3	62.2	61.2	66.6	62.4	65.7	64.2	59.5	63.8	68.0
Sumner															
GDPL	5.68	5.86	5.59	5.73	5.99	5.41	5.70	6.18	6.02	6.13	6.11	6.12	5.86	6.01	5.87
%ile	37.9	38.7	36.8	37.7	43.3	35.0	37.6	46.1	42.8	42.6	44.5	43.3	41.6	43.3	38.9
Whitson															
GDPL	7.97	8.08	7.83	7.68	8.09	8.01	7.91	7.89	8.14	8.02	8.02	7.86	7.36	7.63	7.92
%ile	77.6	77.9	71.7	67.7	74.7	73.5	75.9	76.6	79.4	76.8	81.2	76.5	70.0	76.0	80.8
Topeka Public Schools															
GDPL	6.49	6.63	6.48	6.44	6.64	6.20	6.45	6.64	6.50	6.67	6.60	6.44	6.26	6.38	6.51
%ile	52.1	52.5	50.5	48.6	53.1	46.8	50.9	54.0	51.7	53.0	54.2	48.9	48.0	49.7	52.4

IOWA TESTS OF BASIC SKILLS

GRADE 3

ADMINISTERED 3/6/78

EXPECTED GRADE PLACEMENT 3.50

SCHOOL	Vocab.	Comp.	Spell.	Capit.	Punct.	Usage	Test I Language	Map	Graphs	Knowl. Ref.	Total Test W	Math Conc.	Math Prob.	Total Test M	Composite V, R, W, M
McEachron															
GDPL	4.30	4.44	4.72	4.60	4.37	4.62	4.59	4.25	4.21	4.01	4.15	3.86	4.03	3.97	4.29
%ile	66.4	66.7	69.7	68.6	60.5	66.6	69.5	63.0	61.7	58.8	63.9	52.7	60.6	58.5	67.6
Parkdale															
GDPL	3.16	3.55	3.99	3.56	3.72	3.28	3.65	3.18	3.26	3.25	3.24	3.02	3.24	3.17	3.36
%ile	37.3	44.9	54.5	45.2	47.3	39.1	47.9	34.4	38.4	36.9	34.9	25.7	38.1	33.5	38.5
Polk															
GDPL	3.43	3.52	4.09	3.27	3.67	3.28	3.59	3.68	3.65	3.84	3.73	3.02	3.34	3.21	3.49
%ile	44.6	44.7	54.9	37.6	45.9	38.9	44.0	48.4	47.6	53.9	50.5	27.1	40.4	34.6	43.3
Potwin															
GDPL	4.28	4.49	4.21	3.84	4.74	4.48	4.33	4.22	4.34	4.03	4.19	3.80	3.93	3.89	4.23
%ile	66.5	67.1	57.8	50.1	67.5	63.4	62.2	62.8	65.8	59.9	65.3	50.7	59.1	56.2	65.4
Quincy															
GDPL	3.25	3.45	3.78	3.88	3.88	3.53	3.78	3.63	3.51	3.52	3.56	3.24	3.44	3.36	3.49
%ile	40.5	42.1	48.6	51.0	49.6	44.4	49.2	47.0	44.3	42.8	44.7	32.7	42.8	38.2	42.6
Quinton Heights															
GDPL	2.58	3.23	3.50	3.08	3.13	3.26	3.25	3.08	2.79	3.17	3.02	2.81	3.11	2.98	3.01
%ile	25.3	37.4	44.2	34.3	33.7	39.1	36.3	36.0	29.9	37.3	33.2	24.0	37.3	30.8	30.6
Randolph															
GDPL	4.37	4.70	4.58	4.66	4.86	4.74	4.73	4.33	4.33	4.22	4.29	3.87	4.15	4.04	4.43
%ile	68.4	72.0	66.7	68.8	71.3	69.4	72.5	64.1	65.9	63.4	67.2	54.0	64.0	61.7	70.5
Rice															
GDPL	3.45	3.74	3.88	2.99	3.61	3.65	3.55	3.57	3.30	3.43	3.43	3.23	3.50	3.40	3.51
%ile	44.1	49.0	49.8	31.0	44.7	47.2	42.5	43.5	38.4	42.7	40.8	32.9	46.8	41.1	43.5
State Street															
GDPL	3.87	4.30	4.60	4.40	4.50	4.09	4.41	4.15	3.98	4.00	4.04	3.60	3.83	3.74	4.07
%ile	54.8	62.9	66.0	62.0	61.8	55.6	62.9	61.3	57.0	57.5	60.9	43.8	54.8	51.1	59.8

IOWA TESTS OF BASIC SKILLS

GRADE 3

ADMINISTERED 3/6/78

EXPECTED GRADE PLACEMENT 3.50

SCHOOL	Vocab.	Comp.	Spell.	Capit.	Punct.	Usage	Test L Language	Map	Graphs	Knowl. Ref.	Total Test W	Math Conc.	Math Prob.	Total Test M	Composite V,R,W,M
Highland Park North															
GDPL	3.49	3.52	4.35	3.88	4.36	3.97	4.15	3.74	3.52	3.74	3.67	3.09	3.29	3.22	3.61
%ile	44.4	43.2	62.4	51.5	61.2	53.7	60.0	49.4	43.8	50.0	48.6	29.0	38.8	33.5	46.2
Highland Park South															
GDPL	4.22	4.66	4.91	5.11	4.95	4.93	4.98	4.40	4.30	4.06	4.25	3.80	4.03	3.94	4.41
%ile	64.0	70.9	73.3	78.5	72.5	72.9	77.9	67.3	64.7	60.7	67.1	51.1	61.0	58.1	70.3
Hudson															
GDPL	3.48	3.50	3.73	3.79	4.01	3.26	3.72	3.43	3.29	3.47	3.39	3.16	3.19	3.19	3.46
%ile	45.2	43.5	47.6	50.2	54.0	38.7	47.7	43.7	39.3	44.1	41.3	31.5	36.3	33.4	42.1
Lafayette															
GDPL	2.85	2.90	3.26	2.91	3.07	2.87	3.05	3.19	3.02	3.14	3.11	2.82	2.87	2.87	2.96
%ile	29.6	29.4	37.0	29.0	31.7	30.4	29.2	34.4	32.1	32.9	31.0	22.0	29.2	25.1	25.9
Linn															
GDPL	3.65	3.95	4.07	3.97	4.16	3.55	3.95	3.65	3.49	3.67	3.61	3.24	3.46	3.37	3.71
%ile	48.9	54.6	55.7	53.2	56.5	44.0	53.0	48.4	44.1	49.4	47.8	33.0	44.3	39.3	49.6
Lowman Hill															
GDPL	3.80	3.92	3.73	3.63	3.63	3.72	3.69	3.35	3.33	3.40	3.37	3.25	3.54	3.42	3.63
%ile	52.8	52.6	47.1	46.1	44.2	48.5	46.6	39.4	40.8	42.5	40.0	33.3	47.0	41.4	46.3
Lundgren															
GDPL	3.78	3.89	4.01	4.35	4.26	3.68	4.09	4.15	3.81	3.94	3.98	3.45	3.27	3.38	3.83
%ile	52.4	52.6	54.6	61.5	58.0	47.1	56.5	59.9	50.8	56.2	56.6	40.0	41.5	40.2	51.9
McCarter															
GDPL	3.91	3.86	4.00	3.80	3.68	3.89	3.85	4.01	3.87	3.55	3.81	3.52	3.57	3.56	3.80
%ile	55.7	52.3	54.3	49.7	46.9	51.5	51.1	55.8	53.9	46.5	52.4	42.4	47.1	45.6	51.8
McClure															
GDPL	4.57	4.84	4.85	5.10	5.35	5.06	5.10	4.85	4.57	4.59	4.67	4.30	4.34	4.34	4.70
%ile	72.3	74.7	71.7	77.2	79.0	74.9	79.6	76.9	70.9	73.0	76.7	66.0	68.4	69.1	77.0

IOWA TESTS OF BASIC SKILLS

GRADE 3

ADMINISTERED 3/6/78

EXPECTED GRADE PLACEMENT 3.50

SCHOOL	Vocab.	Comp.	Spell.	Capit.	Punct.	Usage	Test I Language	Map	Graphs	Knowl. Ref.	Total Test W	Math Conc.	Math Prob.	Total Test M	Composite V,R,W,M
Avondale East															
GDPL	3.29	3.51	3.81	3.86	3.51	3.54	3.69	3.53	3.32	3.49	3.45	3.03	3.44	3.26	3.44
%ile	40.2	43.5	50.1	51.7	43.1	45.2	47.9	45.6	40.1	43.3	42.9	26.7	43.0	35.3	41.5
Avondale Southwest															
GDPL	4.45	4.58	4.85	4.76	4.81	4.55	4.76	4.46	4.20	4.26	4.31	3.61	3.94	3.80	4.37
%ile	69.8	69.0	72.0	71.0	69.3	64.8	72.4	68.6	61.9	65.4	68.1	45.7	57.1	53.1	69.1
Avondale West															
GDPL	4.29	4.46	4.71	4.38	4.56	4.61	4.57	4.51	4.19	4.31	4.34	4.07	4.24	4.18	4.36
%ile	65.9	65.4	69.0	62.0	62.8	66.1	67.8	69.0	62.1	66.1	68.7	58.7	65.5	64.3	67.8
Belvoir															
GDPL	2.80	3.32	3.48	2.95	3.18	2.91	3.13	2.92	2.95	3.22	3.03	2.74	3.18	2.98	3.06
%ile	29.3	37.2	42.0	29.0	35.0	31.1	30.9	27.9	30.4	35.7	29.1	19.4	33.8	24.6	27.2
Bishop															
GDPL	4.54	4.82	4.80	5.21	5.47	4.98	5.13	4.65	4.51	4.54	4.57	4.14	4.37	4.28	4.66
%ile	72.4	75.3	71.4	80.2	82.2	73.8	81.1	72.6	69.5	72.6	74.9	62.2	71.6	69.5	77.3
Central Park															
GDPL	3.76	4.11	4.08	3.89	4.01	3.88	3.98	3.86	3.81	3.73	3.80	3.45	3.62	3.55	3.83
%ile	52.9	57.2	54.9	51.5	52.7	51.6	52.9	53.5	51.6	51.8	53.3	39.5	49.5	45.1	52.5
Crestview															
GDPL	4.40	4.47	4.47	4.62	4.87	4.54	4.64	4.40	4.34	4.25	4.32	3.89	4.17	4.06	4.38
%ile	68.9	66.5	63.2	68.3	71.1	65.1	69.7	66.7	64.6	64.6	67.6	53.7	63.6	61.6	69.1
Gage															
GDPL	4.35	4.66	4.31	4.78	4.97	4.79	4.72	4.41	4.38	4.30	4.36	3.81	4.12	3.99	4.42
%ile	66.9	71.1	60.5	70.8	73.5	69.4	71.6	66.0	66.2	66.4	69.2	51.2	63.0	59.3	70.3
Highland Park Central															
GDPL	3.44	3.34	3.64	3.18	3.39	3.21	3.37	3.56	3.43	3.42	3.46	3.04	3.05	3.07	3.34
%ile	44.3	40.1	45.7	35.6	39.4	37.7	38.9	45.8	42.3	40.7	42.3	27.5	35.6	31.1	38.2

IOWA TESTS OF BASIC SKILLS

GRADE 3

ADMINISTERED 3/6/78

EXPECTED GRADE PLACEMENT 3.50

SCHOOL	Vocab.	Comp.	Spell.	Capit.	Punct.	Usage	Test L Language	Map	Graphs	Knowl. Ref.	Total Test W	Math Conc.	Math Prob.	Total Test M	Composite V,R,W,M
Stout															
GDPL	3.97	4.12	4.44	4.28	4.13	4.57	4.37	3.92	3.98	3.95	3.95	3.49	3.68	3.61	4.01
%ile	57.4	59.2	62.2	60.9	55.0	64.8	62.2	54.6	56.4	57.3	57.5	40.8	50.3	46.6	58.2
Summer															
GDPL	3.48	3.94	4.10	3.84	3.80	3.88	3.92	3.76	3.69	3.84	3.76	3.35	3.62	3.51	3.72
%ile	45.7	53.8	55.9	51.0	50.0	52.3	52.1	48.9	49.9	54.0	51.6	36.6	49.8	44.5	49.5
Whitson															
GDPL	4.47	4.46	4.63	4.33	4.37	4.49	4.47	4.33	4.21	3.88	4.14	3.73	3.90	3.84	4.27
%ile	69.5	65.6	66.6	61.3	60.8	63.2	65.1	64.4	61.9	54.4	62.2	49.1	57.7	54.9	64.9
Topeka Public Schools															
GDPL	3.90	4.10	4.26	4.15	4.28	4.11	4.21	4.01	3.89	3.88	3.93	3.54	3.72	3.65	3.96
%ile	56.1	57.7	59.1	57.3	58.3	56.0	59.2	56.7	54.0	54.7	56.4	42.8	52.1	48.6	56.4

IOWA TESTS OF BASIC SKILLS

GRADE 4

ADMINISTERED 2/20/78

EXPECTED GRADE PLACEMENT 4.50

SCHOOL	Vocab.	Comp.	Spell.	Capit.	Punct.	Usage	Test L Language	Map	Graphs	Knowl. Ref.	Total Test W	Math Conc.	Math Prob.	Total Test M	Composite V,R,W,M
Avondale East															
GDPL	4.10	4.09	4.20	3.85	3.99	3.92	4.00	4.15	4.13	4.27	4.19	3.77	4.01	3.91	4.06
%ile	42.2	42.1	42.4	36.0	39.0	39.0	39.5	41.7	42.5	47.0	43.5	29.6	40.1	35.3	40.1
Avondale Southwest															
GDPL	5.18	5.55	5.40	5.31	5.52	5.15	5.36	5.13	5.10	5.25	5.16	4.69	4.71	4.72	5.20
%ile	66.6	72.2	65.6	64.3	69.7	62.3	69.0	63.3	63.8	68.6	68.7	53.6	59.7	60.0	70.1
Avondale West															
GDPL	5.53	5.31	5.72	5.18	5.49	5.39	5.46	5.08	5.17	5.31	5.19	4.86	4.88	4.89	5.28
%ile	74.3	68.2	72.2	63.2	69.1	66.7	71.5	64.9	65.3	71.8	71.1	60.7	62.5	64.6	72.7
Belvoir															
GDPL	3.48	3.38	3.76	3.47	3.66	3.49	3.61	3.47	3.60	3.70	3.58	3.45	3.54	3.52	3.51
%ile	27.7	26.0	33.2	27.4	30.8	30.8	29.0	25.5	29.5	29.1	25.1	21.8	28.3	24.7	24.2
Bishop															
GDPL	5.33	5.42	5.46	5.39	5.53	5.77	5.55	5.46	5.20	5.35	5.33	4.84	4.87	4.88	5.30
%ile	70.1	70.5	67.1	66.5	69.4	73.7	72.9	73.6	65.7	72.5	73.9	59.8	64.1	64.8	73.0
Central Park															
GDPL	4.19	4.22	4.44	4.34	4.32	4.15	4.32	4.24	4.67	4.11	4.33	3.81	4.01	3.93	4.21
%ile	44.5	45.4	47.7	45.0	45.4	44.0	46.0	45.0	53.7	41.6	48.0	31.6	41.2	36.5	44.9
Crestview															
GDPL	5.75	5.61	5.71	5.77	5.84	5.51	5.72	5.75	5.38	5.40	5.51	5.21	5.36	5.31	5.58
%ile	77.3	74.9	71.6	70.6	73.5	68.2	74.2	77.4	69.3	72.6	76.9	68.0	74.9	74.9	78.4
Gage															
GDPL	5.58	5.51	5.36	5.20	5.80	5.54	5.49	5.46	5.45	5.17	5.36	5.17	5.10	5.16	5.41
%ile	74.7	70.8	65.6	62.0	74.5	68.9	71.5	72.2	71.9	67.4	74.2	66.7	68.6	70.2	74.6
Highland Park Central															
GDPL	4.44	4.36	4.10	4.01	4.08	4.12	4.09	4.42	4.21	4.14	4.25	4.18	3.93	4.08	4.24
%ile	50.6	47.0	41.3	40.0	41.6	43.4	42.0	49.2	44.1	42.5	45.1	43.1	39.8	42.3	45.1

IOWA TESTS OF BASIC SKILLS

GRADE 4

ADMINISTERED 2/20/78

EXPECTED GRADE PLACEMENT 4.50

SCHOOL	Vocab.	Comp.	Spell.	Capit.	Punct.	Usage	Test L Language	Map	Graphs	Knowl. Ref.	Total Test W	Math Conc.	Math Prob.	Total Test M	Composite V,R,W,M
Highland Park North															
GDPL	4.39	4.28	4.92	4.66	5.27	4.31	4.80	4.43	4.48	4.58	4.50	4.31	4.53	4.44	4.48
%ile	50.6	47.3	57.1	52.3	64.3	47.9	57.0	50.0	50.2	52.9	53.4	45.6	55.9	52.0	52.5
Highland Park South															
GDPL	4.54	4.61	4.58	4.51	4.88	4.34	4.59	4.57	4.06	4.53	4.38	4.39	4.30	4.37	4.50
%ile	53.3	54.1	51.1	48.1	54.6	46.9	51.8	51.2	42.1	50.5	48.3	46.5	48.2	49.0	52.1
Hudson															
GDPL	4.17	3.83	4.30	4.00	3.80	3.69	3.95	4.11	4.09	4.25	4.15	3.65	3.79	3.75	3.97
%ile	45.0	36.8	43.6	39.1	34.7	34.7	37.3	41.9	39.8	46.8	42.5	26.7	32.8	30.1	38.3
Lafayette															
GDPL	3.72	3.89	4.06	4.43	4.30	3.77	4.16	4.15	3.80	3.99	3.98	3.75	3.80	3.80	3.91
%ile	33.3	38.0	39.6	47.6	45.3	36.4	42.8	42.5	34.6	38.4	39.3	28.7	33.7	31.7	36.1
Linn															
GDPL	4.76	5.07	5.50	5.23	5.80	5.01	5.40	4.66	4.68	4.79	4.71	4.60	4.64	4.64	4.92
%ile	58.3	63.9	68.2	63.6	73.8	59.8	69.4	55.5	54.0	58.3	57.8	52.5	57.2	57.0	63.8
Lowman Hill															
GDPL	4.06	4.33	4.46	4.24	4.93	3.88	4.39	4.48	4.27	4.05	4.27	4.05	4.09	4.09	4.22
%ile	41.5	47.7	48.3	43.3	58.5	38.4	49.0	50.3	43.7	40.3	46.4	36.7	42.1	40.6	46.0
Lundgren															
GDPL	4.77	5.08	4.77	5.01	4.94	4.71	4.87	5.08	4.75	4.87	4.90	4.38	4.38	4.40	4.80
%ile	57.9	64.0	53.6	58.4	58.5	53.7	58.1	64.5	56.2	62.3	64.0	47.1	51.5	51.1	61.0
McCarter															
GDPL	4.65	4.84	4.79	4.74	4.79	4.84	4.80	4.87	4.90	4.59	4.79	4.52	4.54	4.55	4.72
%ile	55.2	59.4	55.1	53.1	55.6	56.8	57.5	59.4	59.3	53.4	61.0	51.1	55.2	55.8	59.3
McClure															
GDPL	5.40	5.38	5.47	5.41	5.78	5.58	5.58	5.53	5.35	5.41	5.44	4.98	4.84	4.93	5.34
%ile	72.1	71.2	68.5	66.5	72.6	70.5	73.3	72.4	67.3	73.4	74.3	62.4	63.0	64.9	73.8

IOWA TESTS OF BASIC SKILLS

GRADE 4

ADMINISTERED 2/20/78

EXPECTED GRADE PLACEMENT 4.50

SCHOOL	Vocab.	Comp.	Spell.	Capit.	Punct.	Usage	Test L Language	Map	Graphs	Knowl. Ref.	Total Test W	Math Conc.	Math Prob.	Total Test M	Composite V,R,W,M
McEachron GDPL %ile	5.31 70.2	5.35 68.7	5.54 68.6	5.72 72.2	5.83 74.8	5.30 64.8	5.60 73.4	5.23 66.8	5.04 61.8	5.12 67.1	5.13 67.7	4.99 61.8	4.77 59.9	4.90 63.5	5.26 71.6
Parkdale GDPL %ile	3.58 31.5	3.43 27.5	3.64 31.1	3.63 29.5	3.69 31.8	3.25 26.8	3.56 27.4	3.48 26.0	3.67 31.4	3.68 30.7	3.61 27.0	3.60 25.1	3.86 34.9	3.76 29.7	3.59 26.1
Polk GDPL %ile	4.20 45.3	4.18 44.1	4.32 45.6	4.12 42.3	4.45 47.5	3.72 35.0	4.17 43.4	4.17 44.7	4.31 46.1	3.98 39.6	4.16 43.9	4.17 40.7	4.17 44.9	4.20 43.7	4.18 43.7
Potwin GDPL %ile	4.75 58.4	4.86 59.3	5.09 60.1	4.80 55.0	4.96 56.8	4.97 58.6	4.98 59.4	4.73 57.2	4.85 57.0	4.63 55.3	4.74 58.3	4.28 45.4	4.34 50.3	4.33 49.5	4.74 58.0
Quincy GDPL %ile	3.67 33.2	4.05 40.7	3.75 34.8	3.74 33.2	3.72 32.7	3.38 29.9	3.66 30.8	3.90 36.2	3.62 30.3	3.73 31.1	3.75 31.0	3.70 27.4	3.65 30.6	3.70 29.0	3.77 31.8
Quinton Heights GDPL %ile	4.61 53.9	4.72 56.2	4.87 56.4	4.57 50.3	5.46 67.5	4.88 58.2	4.95 60.5	4.44 50.8	4.53 51.6	4.72 58.4	4.56 55.3	4.43 49.9	4.56 55.7	4.52 55.0	4.68 56.8
Randolph GDPL %ile	5.38 71.7	5.76 76.3	5.53 69.2	5.69 72.1	6.05 77.7	5.86 75.2	5.79 77.5	5.56 72.7	5.20 66.3	5.55 73.4	5.43 74.3	5.33 70.0	5.16 69.9	5.27 72.9	5.52 76.5
Rice GDPL %ile	3.91 39.4	4.19 44.5	4.59 49.7	3.73 32.4	4.34 46.5	3.91 38.9	4.15 42.7	4.30 47.4	4.24 44.9	4.12 41.3	4.22 46.3	4.07 37.9	4.16 44.6	4.14 42.4	4.12 42.4
State Street GDPL %ile	4.25 46.2	4.40 49.3	4.72 53.5	4.67 53.0	5.46 68.9	4.15 43.6	4.76 57.5	4.60 52.5	4.56 51.6	4.66 56.0	4.60 56.3	3.98 36.2	4.18 46.0	4.10 42.3	4.43 51.2

IOWA TESTS OF BASIC SKILLS

GRADE 4

ADMINISTERED 2/20/78

EXPECTED GRADE PLACEMENT 4.50

SCHOOL	Vocab.	Comp.	Spell.	Capit.	Punct.	Usage	Test L Language	Map	Graphs	Knowl. Ref.	Total Test W	Math Conc.	Math Prob.	Total Test M	Composite V,R,W,M
Stout															
GDPL	5.15	5.12	5.46	5.21	5.73	5.65	5.52	5.05	5.22	4.90	5.05	5.01	4.90	4.97	5.16
%ile	66.1	64.3	67.5	62.8	71.5	71.1	71.7	61.1	66.1	61.5	64.8	62.8	62.5	64.0	68.1
Sumner															
GDPL	4.57	4.57	4.81	4.34	3.84	4.56	4.40	4.48	4.36	4.52	4.46	4.40	4.26	4.36	4.47
%ile	53.8	53.1	55.0	45.5	34.6	52.0	48.6	51.0	46.8	50.6	51.2	47.9	47.1	49.3	52.0
Whitson															
GDPL	5.40	5.43	5.26	4.98	5.16	5.34	5.20	5.30	5.56	5.15	5.34	5.04	4.81	4.95	5.25
%ile	71.3	70.2	63.3	58.9	61.6	65.8	64.7	66.6	71.7	65.9	70.4	62.1	60.7	63.6	69.9
Topeka Public Schools															
GDPL	4.72	4.79	4.88	4.75	4.97	4.71	4.84	4.77	4.70	4.69	4.72	4.45	4.45	4.48	4.71
%ile	56.5	57.1	56.1	53.4	58.0	54.1	57.3	56.5	54.5	55.7	57.4	48.3	52.2	52.0	57.2

IOWA TESTS OF BASIC SKILLS

GRADE 5

ADMINISTERED 1/30/78

EXPECTED GRADE PLACEMENT 5.50

SCHOOL	Vocab.	Comp.	Spell.	Capit.	Punct.	Usage	Test L Language	Map	Graphs	Knowl. Ref.	Total Test W	Math Conc.	Math Prob.	Total Test M	Composite V,R,W,M
Avondale East															
GDPL	4.79	4.89	4.80	4.54	4.92	4.85	4.78	4.82	4.82	5.12	4.92	4.67	4.86	4.80	4.83
%ile	38.2	38.8	37.4	33.3	39.3	39.2	36.5	35.9	37.0	41.6	37.3	31.6	38.5	34.7	35.9
Avondale Southwest															
GDPL	5.85	6.09	5.81	5.68	6.07	5.93	5.88	6.30	6.22	6.01	6.17	5.62	5.87	5.77	5.95
%ile	59.1	62.6	54.8	51.8	59.8	57.8	58.3	66.1	63.5	59.4	66.5	52.8	60.5	59.2	62.5
Avondale West															
GDPL	6.31	6.40	6.43	6.28	6.50	6.58	6.46	6.52	6.66	6.41	6.53	6.35	6.20	6.30	6.40
%ile	68.3	67.8	65.1	62.7	66.4	68.7	69.2	70.9	73.0	68.3	74.3	67.9	67.8	70.3	71.8
Belvoir															
GDPL	4.27	4.42	4.90	4.37	4.76	3.89	4.50	4.78	4.25	5.02	4.68	4.38	4.35	4.39	4.44
%ile	27.0	27.6	39.0	28.5	36.8	23.7	31.0	34.7	24.3	39.2	32.3	23.7	26.0	23.5	25.6
Bishop															
GDPL	6.16	6.34	6.03	5.71	5.87	6.43	6.03	6.75	6.25	6.51	6.51	6.12	6.08	6.12	6.23
%ile	65.7	68.1	59.7	53.0	56.6	66.9	62.1	74.9	65.8	70.8	74.5	64.4	67.1	69.0	69.9
Central Park															
GDPL	4.82	5.31	5.10	5.29	5.38	4.98	5.20	5.26	4.96	5.13	5.13	4.75	5.24	5.02	5.09
%ile	37.7	46.2	41.1	44.8	47.7	42.0	45.1	43.9	38.5	42.3	41.0	33.1	46.0	40.2	41.0
Crestview															
GDPL	5.87	6.42	5.97	6.13	5.99	6.09	6.06	6.57	6.54	6.19	6.43	6.07	5.96	6.04	6.16
%ile	61.3	68.6	57.4	60.1	59.2	60.8	62.7	71.8	71.1	65.4	73.9	63.9	65.0	67.0	68.4
Dodge															
GDPL	6.19	6.16	6.10	6.10	6.21	6.04	6.13	6.29	6.37	6.11	6.26	5.81	6.10	5.98	6.14
%ile	66.0	64.1	59.3	59.5	62.7	60.3	63.4	66.2	66.8	62.9	68.5	57.4	66.3	65.1	67.2
Highland Park Central															
GDPL	5.02	5.20	4.92	5.02	4.83	4.73	4.88	5.16	5.00	5.33	5.16	5.01	4.72	4.89	5.03
%ile	43.4	45.0	38.8	41.5	37.3	38.0	38.6	46.1	43.0	46.8	44.4	39.7	36.5	38.1	41.6

IOWA TESTS OF BASIC SKILLS

GRADE 5

ADMINISTERED 1/30/78

EXPECTED GRADE PLACEMENT 5.50

SCHOOL	Vocab.	Comp.	Spell.	Capit.	Punct.	Usage	Test L Language	Map	Graphs	Knowl. Ref.	Total Test W	Math Conc.	Math Prob.	Total Test M	Composite V,R,W,M
Highland Park North															
GDPL	4.96	5.14	5.66	5.17	5.39	4.68	5.23	5.24	4.84	5.64	5.24	4.85	4.92	4.92	5.11
%ile	42.3	42.5	52.5	43.3	47.3	36.7	45.6	45.1	37.1	53.3	45.9	35.8	39.7	38.1	42.5
Highland Park South															
GDPL	5.74	6.10	6.05	5.80	5.75	5.47	5.78	6.20	5.91	6.02	6.04	5.80	5.54	5.69	5.87
%ile	57.7	62.5	59.0	54.8	54.7	50.3	56.9	63.4	58.6	61.4	64.3	56.3	54.3	57.3	61.0
Hudson															
GDPL	4.95	4.98	5.01	4.92	4.77	4.50	4.81	5.34	5.01	5.08	5.15	4.91	4.75	4.85	4.95
%ile	41.7	41.3	41.7	39.9	37.8	33.8	37.9	47.7	42.7	41.4	45.9	37.4	35.9	36.8	40.4
Lafayette															
GDPL	4.53	4.64	4.51	4.55	4.53	3.82	4.37	4.84	4.30	4.93	4.69	4.12	4.45	4.31	4.51
%ile	30.5	32.8	31.3	33.0	32.5	22.4	28.4	36.3	26.3	37.6	32.3	19.4	26.0	20.8	27.0
Linn															
GDPL	5.95	6.17	6.24	5.74	6.43	5.64	6.03	5.96	6.04	5.82	5.94	5.85	5.65	5.78	5.97
%ile	61.6	64.9	62.7	53.5	66.1	53.9	61.4	62.3	60.7	58.1	63.6	58.2	57.0	60.5	64.1
Lowman Hill															
GDPL	5.31	5.78	5.97	5.87	5.89	5.68	5.86	5.82	5.62	6.09	5.85	5.34	5.48	5.44	5.65
%ile	48.6	56.9	57.8	55.4	57.3	54.1	58.3	58.4	53.6	62.0	61.0	46.9	51.3	51.2	56.1
Lundgren															
GDPL	5.01	5.20	5.13	5.15	5.28	4.58	5.05	5.32	5.16	5.12	5.20	5.21	5.02	5.14	5.13
%ile	41.6	42.9	42.4	42.8	45.8	36.3	41.9	48.3	44.0	41.6	45.1	42.9	41.3	43.1	42.8
McCarter															
GDPL	5.90	5.97	5.72	5.74	5.90	5.41	5.70	5.83	5.84	6.00	5.89	5.71	5.61	5.68	5.83
%ile	60.0	60.0	53.5	53.1	56.8	49.4	54.8	55.8	56.4	59.9	60.0	54.2	54.2	56.5	59.5
McClure															
GDPL	6.00	6.48	6.39	6.10	6.26	6.04	6.21	6.57	6.20	6.19	6.32	5.65	5.88	5.78	6.16
%ile	61.6	68.6	65.4	59.7	63.8	60.5	65.2	72.2	64.0	63.7	70.0	53.6	61.8	59.9	67.1

IOWA TESTS OF BASIC SKILLS

GRADE 5

ADMINISTERED 1/30/78

EXPECTED GRADE PLACEMENT 5.50

SCHOOL	Vocab.	Comp.	Spell.	Capit.	Punct.	Usage	Test L Language	Map	Graphs	Knowl. Ref.	Total Test W	Math Conc.	Math Prob.	Total Test M	Composite V,R,W,M
McEachron															
GDPL	6.27	6.59	6.49	6.55	6.74	6.77	6.65	6.46	6.61	6.45	6.50	6.43	6.05	6.26	6.46
%ile	66.5	71.0	66.8	67.4	70.7	71.3	71.9	70.9	72.0	68.2	73.7	67.8	64.0	67.7	72.4
Parkdale															
GDPL	4.08	4.43	4.29	4.38	4.06	4.00	4.19	4.16	4.62	4.98	4.59	4.33	4.54	4.46	4.34
%ile	23.4	29.0	30.8	30.8	26.6	25.3	26.3	26.3	32.4	37.8	30.6	24.7	30.4	26.0	24.2
Polk															
GDPL	5.19	5.32	5.44	4.87	6.18	5.04	5.40	5.11	5.04	5.26	5.14	5.08	4.81	4.98	5.20
%ile	44.8	45.9	48.0	39.6	62.3	42.3	49.4	41.9	40.9	44.6	43.3	41.6	37.2	40.4	45.4
Potwin															
GDPL	5.79	5.83	6.08	5.53	5.99	5.81	5.86	6.15	6.15	5.95	6.08	5.71	5.46	5.61	5.83
%ile	56.6	56.7	59.1	49.7	58.2	55.1	57.5	61.9	63.1	57.1	63.1	54.9	52.1	54.9	58.3
Quincy															
GDPL	4.67	5.05	5.00	4.97	4.94	4.45	4.85	5.08	5.12	5.03	5.08	4.91	4.87	4.92	4.93
%ile	36.1	41.8	42.9	39.2	39.1	33.1	37.8	41.3	42.9	39.2	41.4	37.4	38.5	38.6	38.4
Quinton Heights															
GDPL	5.11	5.44	5.44	5.05	5.48	5.33	5.33	5.59	5.22	5.62	5.48	5.31	4.98	5.17	5.31
%ile	44.6	48.5	49.3	41.0	48.9	48.3	46.9	51.7	45.9	52.7	51.0	46.2	42.4	44.7	45.9
Randolph															
GDPL	6.43	6.81	6.22	6.11	6.65	6.71	6.44	6.44	6.41	6.39	6.41	6.18	5.87	6.05	6.42
%ile	68.4	74.4	61.8	59.8	69.5	70.8	68.1	68.9	67.3	67.3	70.7	63.1	60.9	64.1	71.1
Rice															
GDPL	4.69	5.01	4.86	4.41	4.65	4.73	4.68	4.89	5.01	5.20	5.04	4.85	4.86	4.88	4.86
%ile	35.4	41.7	39.1	29.5	35.8	37.7	34.7	43.2	42.2	43.9	42.2	36.2	38.3	37.1	37.2
State Street															
GDPL	4.95	5.53	5.64	5.94	6.52	5.23	5.84	5.90	5.61	5.77	5.76	5.09	5.34	5.24	5.46
%ile	41.6	51.8	52.1	58.2	68.4	46.2	58.9	59.7	53.1	55.9	59.4	40.7	48.7	46.4	52.2

IOWA TESTS OF BASIC SKILLS

GRADE 5

ADMINISTERED 1/30/78

EXPECTED GRADE PLACEMENT 5.50

SCHOOL	Vocab.	Comp.	Spell.	Capit.	Punct.	Usage	Test I Language	Map	Graphs	Knowl. Ref.	Total Test W	Math Conc.	Math Prob.	Total Test M	Composite V,R,W,M
Stout															
GDPL	6.26	5.98	5.92	5.81	5.96	6.13	5.97	6.10	5.98	6.23	6.11	5.56	5.47	5.55	5.97
%ile	67.6	61.4	56.9	55.0	57.7	61.5	61.1	62.2	61.2	65.7	66.5	52.0	52.2	54.2	64.2
Sumner															
GDPL	5.42	5.66	5.54	5.56	5.61	5.16	5.49	5.64	5.42	5.42	5.49	5.01	4.85	4.95	5.41
%ile	50.5	53.8	49.7	50.3	52.2	45.0	51.0	53.3	48.1	48.0	52.0	39.3	37.1	39.6	50.7
Whitson															
GDPL	6.37	6.76	6.26	6.24	6.59	6.39	6.38	6.76	6.51	6.30	6.52	6.63	6.06	6.37	6.48
%ile	68.0	70.5	62.0	61.3	66.6	64.6	66.4	72.3	67.8	64.1	69.9	71.4	62.0	68.4	69.8
Topeka Public Schools															
GDPL	5.56	5.81	5.72	5.59	5.80	5.53	5.67	5.88	5.73	5.82	5.81	5.51	5.45	5.50	5.67
%ile	53.2	56.3	53.4	50.8	55.0	51.3	54.2	58.0	54.9	56.3	58.5	50.0	51.3	52.2	55.6

IOWA TESTS OF BASIC SKILLS

GRADE 6

ADMINISTERED 1/16/78

EXPECTED GRADE PLACEMENT 6.40

SCHOOL	Vocab.	Comp.	Spell.	Capit.	Punct.	Usage	Test L Language	Map	Graphs	Knowl. Ref.	Total Test W	Math Conc.	Math Prob.	Total Test M	Composite V,R,W,M
Avondale East															
GDPL	5.71	5.41	5.97	5.43	5.58	5.49	5.63	5.68	5.20	5.35	5.42	5.34	5.62	5.51	5.53
%ile	37.2	29.5	42.3	32.1	37.4	35.8	36.2	36.7	30.0	28.0	29.6	26.2	33.5	29.7	31.2
Avondale Southwest															
GDPL	6.47	6.73	7.00	6.72	7.19	6.38	6.83	6.46	6.25	6.74	6.49	6.33	6.14	6.27	6.56
%ile	51.1	55.6	59.0	52.8	60.9	49.4	58.1	50.3	47.1	54.7	53.1	47.6	45.3	48.1	54.5
Avondale West															
GDPL	7.02	7.13	7.03	6.80	7.30	6.80	7.00	7.17	7.21	7.09	7.15	7.22	6.94	7.10	7.07
%ile	61.2	61.4	58.5	53.9	62.5	55.8	59.7	64.8	63.6	60.8	65.5	64.2	61.5	64.3	63.2
Belvoir															
GDPL	5.11	5.42	4.83	4.73	5.10	4.56	4.81	5.37	5.20	4.76	5.10	5.36	5.09	5.25	5.15
%ile	28.4	30.2	26.4	22.4	30.9	22.5	23.1	31.9	28.7	19.6	23.7	25.3	26.1	24.2	23.9
Bishop															
GDPL	7.30	7.20	7.14	6.97	7.89	7.45	7.37	7.60	7.48	7.22	7.44	7.11	6.76	6.96	7.25
%ile	68.5	64.1	61.2	56.7	71.6	65.5	67.2	71.8	68.5	63.0	70.8	62.3	58.7	61.9	68.5
Central Park															
GDPL	6.00	6.45	6.44	6.37	6.49	5.80	6.28	6.26	6.05	6.39	6.23	5.80	6.38	6.13	6.22
%ile	44.6	51.1	50.4	47.8	50.7	40.8	48.1	46.7	45.6	48.1	47.7	35.9	50.1	44.7	47.1
Crestview															
GDPL	7.36	7.51	7.35	7.63	7.75	7.53	7.57	7.43	7.33	7.28	7.35	7.12	7.23	7.20	7.39
%ile	67.7	69.1	64.3	67.2	69.4	66.0	70.0	67.6	65.6	63.8	68.2	63.7	67.3	67.2	70.5
Gage															
GDPL	7.01	6.90	7.17	7.00	7.51	7.19	7.23	7.13	7.09	6.94	7.05	6.68	6.63	6.69	6.97
%ile	59.3	56.3	60.1	57.5	65.6	61.2	63.3	62.3	61.7	56.7	62.2	54.3	56.0	56.6	60.3
Highland Park Central															
GDPL	6.08	5.88	5.87	5.39	5.48	5.30	5.52	5.88	5.55	5.86	5.76	5.44	5.57	5.53	5.76
%ile	43.2	39.1	40.5	32.5	36.7	33.9	34.8	40.6	35.7	38.3	37.6	28.8	34.0	31.5	36.6

IOWA TESTS OF BASIC SKILLS

GRADE 6

ADMINISTERED 1/16/78

EXPECTED GRADE PLACEMENT 6.40

SCHOOL	Vocab.	Comp.	Spell.	Capit.	Punct.	Usage	Test L Language	Map	Graphs	Knowl. Ref.	Total Test W	Math Conc.	Math Prob.	Total Test M	Composite V,R,W,M
Highland Park North															
GDPL	5.72	6.02	6.23	5.59	5.93	5.38	5.80	5.74	5.87	6.24	5.94	5.77	5.69	5.75	5.85
%ile	38.9	41.8	47.5	35.9	42.9	34.8	40.6	39.1	40.4	46.6	42.7	36.1	36.2	37.5	39.9
Highland Park South															
GDPL	6.18	6.38	6.13	5.83	6.24	5.83	6.01	6.23	6.04	6.08	6.11	6.14	5.85	6.02	6.13
%ile	46.2	48.1	45.2	38.9	47.5	41.1	43.6	47.2	43.0	42.0	45.2	43.0	39.8	42.3	44.9
Hudson															
GDPL	5.36	5.80	5.98	5.54	5.56	5.38	5.63	5.92	5.80	6.21	5.98	5.70	5.90	5.83	5.71
%ile	33.5	37.8	42.7	36.1	37.2	34.3	37.0	40.7	42.1	44.8	42.7	33.9	39.6	37.3	36.4
Lafayette															
GDPL	5.49	5.70	6.06	5.19	5.90	5.02	5.55	6.02	5.44	6.25	5.90	5.76	5.33	5.56	5.64
%ile	34.2	34.2	43.0	28.0	41.2	28.6	34.9	42.3	33.2	44.7	40.3	34.5	28.2	31.7	34.1
Linn															
GDPL	6.52	6.61	6.50	6.18	6.69	6.19	6.40	6.41	6.23	6.61	6.41	6.49	6.08	6.30	6.45
%ile	52.6	51.9	51.7	44.5	53.0	46.2	50.0	50.0	46.9	50.9	50.9	50.6	43.7	48.8	51.4
Lowman Hill															
GDPL	5.74	6.13	6.16	5.54	5.99	5.29	5.77	5.91	6.18	5.91	5.99	5.81	5.73	5.79	5.88
%ile	38.8	44.5	47.3	35.4	44.2	33.4	40.2	41.4	45.9	39.6	42.9	39.4	39.5	38.3	40.7
Lundgren															
GDPL	6.47	6.77	6.44	6.53	6.64	6.14	6.45	6.36	6.36	6.59	6.44	6.33	6.15	6.26	6.48
%ile	50.1	53.3	49.5	49.8	52.9	45.5	50.7	48.7	49.8	51.7	51.3	46.5	45.4	47.1	51.5
McCarter															
GDPL	6.73	6.81	6.76	6.62	6.78	6.31	6.64	6.57	6.54	6.74	6.62	6.67	6.52	6.61	6.68
%ile	55.8	55.3	54.7	51.5	55.4	48.9	54.1	53.2	52.2	53.6	54.2	53.8	54.4	55.2	55.9
McClure															
GDPL	7.39	7.48	7.29	7.20	7.68	7.20	7.35	7.65	7.45	7.44	7.52	7.33	7.24	7.31	7.41
%ile	67.6	69.2	63.9	60.6	68.2	61.7	66.9	72.6	69.0	67.5	73.8	67.9	68.7	70.7	71.8

IOWA TESTS OF BASIC SKILLS

GRADE 6

ADMINISTERED 1/16/78

EXPECTED GRADE PLACEMENT 6.40

SCHOOL	Vocab.	Comp.	Spell.	Capit.	Punct.	Usage	Test I Language	Map	Graphs	Knowl. Ref.	Total Test W	Math Conc.	Math Prob.	Total Test M	Composite V,R,W,M
McEachron															
GDPL	6.99	7.26	7.30	7.36	7.54	6.91	7.29	7.21	7.35	7.11	7.23	7.12	6.64	6.91	7.14
%ile	61.2	65.0	63.1	63.0	66.3	58.0	65.4	64.5	66.6	61.1	66.6	62.8	56.7	61.4	65.9
Parkdale															
GDPL	5.38	5.67	5.51	4.73	5.52	4.92	5.18	5.56	5.36	5.79	5.57	5.05	4.88	4.99	5.36
%ile	33.7	34.5	35.9	23.5	36.5	27.6	28.7	34.6	32.7	35.7	33.5	22.6	22.3	21.3	28.8
Polk															
GDPL	5.36	5.75	6.04	5.53	5.66	4.79	5.51	6.07	5.51	5.81	5.79	5.65	5.27	5.49	5.58
%ile	32.1	35.0	43.3	34.5	38.4	26.1	34.3	44.0	35.8	37.0	38.0	35.3	30.6	32.6	32.5
Potwin															
GDPL	6.55	7.00	6.99	6.65	7.16	6.32	6.79	7.13	7.05	6.98	7.05	6.55	6.54	6.57	6.79
%ile	54.3	59.9	57.6	51.8	60.0	49.1	56.5	63.0	62.1	58.8	63.0	52.2	53.4	54.3	58.7
Quincy															
GDPL	5.74	6.10	5.94	5.68	6.06	5.11	5.71	5.98	5.96	6.26	6.06	5.84	5.94	5.91	5.90
%ile	38.4	42.4	42.5	36.1	45.0	31.0	38.2	43.3	43.1	45.5	44.6	37.3	41.9	40.5	40.1
Quinton Heights															
GDPL	5.94	5.89	5.78	6.10	6.24	5.55	5.93	6.72	5.82	6.36	6.30	6.34	6.05	6.21	6.05
%ile	42.5	39.8	38.9	42.7	46.7	37.4	41.1	56.6	41.6	46.1	47.8	44.5	43.5	43.7	42.0
Randolph															
GDPL	7.78	7.83	7.82	7.84	8.44	7.78	7.98	7.99	8.10	7.99	8.03	8.25	7.88	8.09	7.94
%ile	74.3	73.5	71.2	69.9	79.4	70.0	76.0	76.7	76.9	74.2	79.1	81.4	78.7	82.7	79.3
Rice															
GDPL	6.24	6.13	5.92	6.51	6.28	6.61	6.36	5.83	6.25	6.33	6.14	5.49	5.61	5.57	6.09
%ile	47.3	43.1	41.0	49.2	48.2	52.7	49.0	40.2	47.8	46.9	46.2	30.5	35.4	32.2	44.3
State Street															
GDPL	5.63	6.32	6.09	6.22	6.44	5.73	6.13	6.08	6.37	6.38	6.28	6.10	6.20	6.18	6.11
%ile	37.9	47.6	44.6	45.8	50.1	39.8	45.5	44.9	49.7	47.7	48.8	42.9	47.8	47.0	45.3

IOWA TESTS OF BASIC SKILLS

GRADE 6

ADMINISTERED 1/16/78

EXPECTED GRADE PLACEMENT 6.40

SCHOOL	Vocab.	Comp.	Spell.	Capit.	Punct.	Usage	Test I Language	Map	Graphs	Knowl. Ref.	Total Test W	Math Conc.	Math Prob.	Total Test M	Composite V, R, W, M
Stout															
GDPL	7.12	7.50	6.93	7.21	7.67	7.61	7.38	6.82	7.36	7.36	7.18	7.50	7.08	7.32	7.30
%ile	62.5	68.2	57.3	61.0	68.1	66.9	66.8	58.1	66.9	65.0	65.9	70.6	63.9	69.6	68.3
Sumner															
GDPL	5.47	5.84	5.78	5.48	5.73	5.55	5.65	5.44	5.80	5.68	5.65	5.67	5.74	5.73	5.66
%ile	34.3	36.3	39.5	34.5	39.3	36.3	36.5	34.2	38.4	34.6	35.3	33.4	35.6	34.5	34.5
Whitson															
GDPL	7.44	7.59	7.38	7.18	7.54	7.50	7.41	7.23	7.42	7.56	7.40	7.40	7.17	7.30	7.43
%ile	67.7	69.0	64.9	59.1	65.9	66.2	66.4	64.5	66.4	67.6	68.0	67.2	66.4	68.6	69.5
Topeka Public Schools															
GDPL	6.42	6.60	6.55	6.34	6.70	6.22	6.47	6.56	6.49	6.58	6.54	6.41	6.28	6.37	6.48
%ile	50.7	52.0	51.7	47.2	54.0	47.0	51.1	52.8	51.5	51.1	53.1	48.5	48.6	49.6	51.7

IOWA TESTS OF BASIC SKILLS

GRADE 1

ADMINISTERED 5/79

EXPECTED GRADE EQUIVALENT 1.8

SCHOOL	Listening	Word Analysis	Vocabulary	Reading	Spelling	Capitalization	Punctuation	Usage	Total L Language	Visual Materials	References	Total W Work Study	Math Concepts	Math Problems	Math Computation	Total M Math	Composite
Avondale East (42)																	
Grade Equiv.	1.9	1.5	2.1	2.1	2.0	1.6	1.4	1.6	1.6	1.4	1.6	1.5	1.6	1.5	1.8	1.6	1.8
%tile	50	19	71	66	54	14	1	18	12	11	22	15	20	16	47	16	40
Avondale Southwest (36)																	
Grade Equiv.	2.6	2.6	2.3	2.6	3.2	2.9	3.1	3.1	3.1	2.4	2.3	2.3	2.1	2.0	2.0	2.1	2.5
%tile	97	89	84	93	98	96	97	96	98	85	82	82	69	68	77	78	93
Avondale West (43)																	
Grade Equiv.	2.3	2.5	2.5	2.7	2.9	2.3	2.2	2.7	2.5	2.4	2.4	2.4	2.1	2.3	2.0	2.2	2.4
%tile	87	86	92	95	94	78	60	88	84	85	87	87	69	88	77	86	89
Belvoir (31)																	
Grade Equiv.	1.4	1.4	1.6	1.7	1.8	1.6	1.3	1.2	1.5	1.2	1.5	1.4	1.3	1.2	1.6	1.4	1.5
%tile	14	14	27	38	39	14	1	4	7	5	15	9	4	4	15	6	14
Bishop (63)																	
Grade Equiv.	2.6	2.3	2.3	2.6	3.0	2.6	2.5	3.0	2.8	2.5	2.5	2.5	2.3	2.2	2.1	2.2	2.5
%tile	97	78	84	93	96	90	81	95	94	89	91	91	86	84	77	86	93
Central Park (54)																	
Grade Equiv.	2.2	1.7	1.7	1.7	1.9	1.8	1.6	1.9	1.8	1.7	1.7	1.7	1.6	1.4	1.6	1.5	1.8
%tile	80	29	35	38	47	37	6	40	27	29	31	31	20	10	15	10	40
Crestview (42)																	
Grade Equiv.	2.6	2.4	2.5	2.6	2.6	2.4	2.2	2.9	2.5	2.3	2.2	2.3	2.1	2.0	2.0	2.0	2.4
%tile	97	82	92	93	85	83	60	93	84	81	76	82	69	68	77	66	89
Gage (32)																	
Grade Equiv.	2.3	2.2	2.6	2.7	2.8	2.3	2.6	2.7	2.6	2.5	2.3	2.4	2.3	2.0	2.1	2.2	2.4
%tile	87	73	95	95	92	78	85	88	88	89	82	87	86	68	87	86	89
*Highland Park Central																	
Highland Park North (35)																	
Grade Equiv.	1.4	1.6	1.5	1.8	1.8	1.4	1.6	1.7	1.6	1.7	1.5	1.6	1.5	1.5	1.9	1.6	1.6
%tile	14	23	20	46	39	2	6	24	12	29	15	22	14	16	64	16	20

*Participated in Spring Norming - not included here

SCHOOL	Listening	Word Analysis	Vocabulary	Reading	Spelling	Capitalization	Punctuation	Usage	Total L Language	Visual Materials	References	Total W Work Study	Math Concepts	Math Problems	Math Computation	Total M Math	Composite
Highland Park South (37)																	
Grade Equiv.	1.9	1.9	2.0	2.2	2.5	1.8	2.1	2.4	2.2	1.9	1.8	1.9	1.8	1.9	1.9	1.8	2.0
%tile	50	47	63	74	80	37	50	77	68	47	42	49	34	53	64	48	60
Hudson (42)																	
Grade Equiv.	1.7	2.0	1.7	2.2	2.5	1.9	1.8	2.0	2.1	1.7	1.6	1.6	1.8	1.7	1.7	1.7	1.9
%tile	32	58	35	74	80	50	21	49	61	29	22	22	34	31	28	25	50
Lafayette (54)																	
Grade Equiv.	1.8	1.8	1.9	1.9	2.1	1.8	1.3	1.8	1.7	1.5	1.6	1.5	1.6	1.4	1.7	1.6	1.7
%tile	40	37	53	54	60	37	1	31	19	15	22	15	20	10	28	16	30
Linn (20)																	
Grade Equiv.	2.2	2.4	2.3	2.7	3.0	3.0	2.5	2.8	2.8	2.3	2.3	2.3	2.0	2.1	2.4	2.2	2.4
%tile	80	82	84	95	96	97	81	91	94	81	82	82	56	78	98	86	89
Lowman Hill (31)																	
Grade Equiv.	2.3	2.1	2.2	2.3	2.7	2.2	2.6	2.8	2.6	2.3	2.3	2.3	2.1	2.4	2.1	2.2	2.3
%tile	87	67	78	80	89	72	85	91	88	81	82	82	69	92	87	86	84
Lundgren (24)																	
Grade Equiv.	2.3	2.1	2.1	2.3	2.3	1.9	2.0	2.3	2.1	2.1	1.9	2.0	1.9	1.9	1.9	1.9	2.1
%tile	87	67	71	80	71	50	40	72	61	67	52	59	44	53	64	48	70
*McCarter																	
McClure (52)																	
Grade Equiv.	2.4	2.3	2.2	2.2	2.4	2.0	2.0	2.6	2.2	2.3	2.4	2.3	2.1	2.1	1.9	2.0	2.2
%tile	92	78	78	74	76	59	40	85	68	81	87	82	69	78	64	66	77
McEachron (51)																	
Grade Equiv.	2.4	2.6	2.3	2.6	2.9	2.3	2.7	2.6	2.6	2.5	2.3	2.4	2.3	2.1	2.1	2.2	2.4
%tile	92	89	84	93	94	78	89	85	88	89	82	87	86	78	87	86	89

*Participated in Spring Norming - not included here

SCHOOL	Listening	Word Analysis	Vocabulary	Reading	Spelling	Capitalization	Punctuation	Usage	Total L Language	Visual Materials	References	Total W Work Study	Math Concepts	Math Problems	Math Computation	Total M Math	Composite
Polk (33)																	
Grade Equiv.	2.1	2.1	2.3	2.3	2.1	2.2	1.9	2.9	2.3	2.4	2.3	2.4	2.3	2.2	1.8	2.1	2.2
%tile	71	67	84	80	60	72	30	93	74	85	82	87	86	84	37	78	77
Potwin (32)																	
Grade Equiv.	2.4	2.6	2.4	3.0	3.1	2.2	2.2	3.0	2.6	2.2	2.3	2.2	2.2	2.4	2.1	2.3	2.5
%tile	92	89	89	99	97	72	60	95	88	75	82	76	79	92	87	91	93
Quincy (51)																	
Grade Equiv.	1.8	1.6	1.8	1.8	1.9	1.4	1.3	1.6	1.6	1.2	1.4	1.3	1.7	1.7	1.7	1.7	1.7
%tile	40	23	43	46	47	2	1	18	12	5	10	6	26	31	28	25	30
Quinton Heights (17)																	
Grade Equiv.	1.9	2.1	2.0	2.2	2.6	2.0	2.4	2.2	2.3	1.7	1.9	1.8	1.8	1.5	1.9	1.7	2.0
%tile	50	67	63	74	85	59	75	65	74	29	52	40	34	16	64	25	60
Randolph (46)																	
Grade Equiv.	2.8	2.6	2.5	2.8	3.0	2.7	2.9	3.3	3.0	2.8	2.5	2.6	2.2	2.2	2.2	2.2	2.7
%tile	99	89	92	97	96	93	94	98	97	95	91	94	79	82	93	86	97
Rice (23)																	
Grade Equiv.	2.2	1.9	1.6	1.9	2.0	1.8	1.2	2.2	1.8	1.6	1.8	1.7	1.9	1.6	1.8	1.8	1.8
%tile	80	47	27	54	54	37	1	65	27	21	42	31	44	23	47	35	40
State Street (38)																	
Grade Equiv.	1.8	2.0	2.0	2.2	2.4	1.7	1.7	1.9	1.9	1.9	1.7	1.8	1.8	2.0	2.2	2.0	2.0
%tile	40	58	63	74	76	25	12	40	39	47	31	40	34	68	93	66	60
Stout (24)																	
Grade Equiv.	2.3	2.4	2.5	2.9	3.0	3.0	2.4	2.5	2.8	2.3	2.4	2.4	2.3	2.2	2.0	2.1	2.5
%tile	87	82	92	98	96	97	75	82	94	81	87	87	86	84	77	78	93

IOWA TESTS OF BASIC SKILLS

GRADE 1

ADMINISTERED 5/79

EXPECTED GRADE EQUIVALENT 1.8

	Listening	Word Analysis	Vocabulary	Reading	Spelling	Capitalization	Punctuation	Usage	Total I Language	Visual Materials	References	Total W Work Study	Math Concepts	Math Problems	Math Computation	Total M Math	Composite
SCHOOL Sumner (39)																	
Grade Equiv.	1.5	1.5	1.7	1.6	1.9	1.6	1.6	1.5	1.7	1.3	1.1	1.2	1.5	1.5	1.8	1.6	1.6
%tile	19	19	35	30	47	14	6	13	19	7	4	4	14	16	47	16	20
Whitson (46)																	
Grade Equiv.	2.9	2.8	2.4	2.9	3.0	2.9	3.0	3.2	3.0	3.0	2.6	2.8	2.6	2.4	2.3	2.4	2.8
%tile	99	95	89	98	96	96	96	97	97	97	94	97	95	92	96	94	98
TPS (1038)																	
Grade Equiv.	2.2	2.1	2.1	2.3	2.5	2.1	2.1	2.4	2.3	2.0	2.0	2.0	2.0	1.9	1.9	1.9	2.2
%tile	80	67	71	80	80	66	50	77	74	57	61	59	56	53	64	48	77

IOWA TESTS OF BASIC SKILLS

GRADE 2

ADMINISTERED 4/79

EXPECTED GRADE EQUIVALENT 2.7

SCHOOL	Listening	Word Analysis	Vocabulary	Reading	Spelling	Capitalization	Punctuation	Usage	Total L Language	Visual Materials	References	Total W Word Study	Math Concepts	Math Problems	Math Computation	Total M Math	Composite
Avondale East (38)																	
Grade Equiv.	2.6	2.5	2.4	2.8	2.7	2.8	2.7	3.1	2.8	2.5	2.3	2.4	2.7	2.6	2.6	2.7	2.6
%tile	25	21	22	40	34	40	24	56	33	22	13	16	28	24	17	26	26
Avondale Southwest (42)																	
Grade Equiv.	3.1	3.7	3.6	3.5	3.8	4.1	3.6	3.3	3.7	3.1	3.0	3.1	3.0	2.9	3.1	3.0	3.4
%tile	66	88	92	86	90	97	84	66	89	63	56	65	44	40	85	62	86
Avondale West (45)																	
Grade Equiv.	3.2	3.5	3.4	3.7	3.4	3.1	3.0	4.2	3.5	3.4	3.5	3.4	3.3	3.3	3.3	3.3	3.4
%tile	73	80	84	92	76	59	43	95	82	83	89	84	79	85	95	88	86
Belvoir (27)																	
Grade Equiv.	2.4	2.9	2.2	2.5	2.5	2.6	2.4	2.8	2.6	2.3	2.6	2.5	2.5	2.5	2.7	2.6	2.5
%tile	16	46	14	21	23	28	9	39	22	13	28	21	15	17	29	18	20
Bishop (69)																	
Grade Equiv.	3.4	3.6	3.7	4.0	3.8	4.5	4.4	4.3	4.3	3.7	3.5	3.6	3.5	3.5	3.3	3.4	3.7
%tile	86	84	95	98	90	99	99	96	98	93	89	92	92	93	95	92	95
Central Park (40)																	
Grade Equiv.	3.0	3.0	3.2	3.5	3.5	3.4	3.5	3.4	3.5	3.0	3.2	3.1	2.8	3.1	2.9	2.9	3.1
%tile	57	52	73	86	81	76	80	70	82	55	72	65	35	72	59	48	67
Crestview (46)																	
Grade Equiv.	3.1	3.8	3.1	3.4	3.0	3.0	3.6	3.7	3.4	3.3	2.9	3.1	3.0	3.0	2.9	3.0	3.3
%tile	66	91	66	81	55	53	84	82	76	78	48	65	53	64	59	62	80
Gage (50)																	
Grade Equiv.	3.6	3.4	3.6	3.7	3.4	3.9	4.0	3.8	3.8	3.6	3.5	3.6	3.3	3.3	3.1	3.2	3.6
%tile	92	75	92	92	76	95	95	85	92	90	89	92	79	85	85	82	93
Highland Park Central (76)																	
Grade Equiv.	2.5	2.6	3.0	2.9	3.0	2.7	2.9	2.5	2.8	2.7	2.5	2.6	2.7	2.7	2.8	2.7	2.8
%tile	20	26	59	48	55	34	36	23	33	34	22	27	28	31	44	26	41

SCHOOL	Listening	Word Analysis	Vocabulary	Reading	Spelling	Capitalization	Punctuation	Usage	Total L Language	Visual Materials	References	Total W Word Study	Math Concepts	Math Problems	Math Computation	Total M Math	Composite
Highland Park North (41)																	
Grade Equiv.	2.7	3.0	2.9	3.1	3.5	3.9	3.1	3.5	3.5	2.7	2.9	2.8	2.7	3.1	2.7	2.8	3.0
%tile	31	52	52	62	81	95	51	74	82	34	48	42	28	72	29	36	59
Highland Park South (66)																	
Grade Equiv.	3.2	3.4	2.9	2.9	2.9	3.0	3.1	3.3	3.1	3.2	2.9	3.0	2.8	2.6	2.8	2.7	3.0
%tile	73	75	52	48	48	53	51	66	55	70	48	57	35	24	44	26	59
Hudson (29)																	
Grade Equiv.	2.6	2.9	2.8	3.0	3.3	2.9	3.1	2.9	3.0	2.6	2.8	2.7	2.6	2.7	3.0	2.8	2.8
%tile	25	46	45	55	71	47	51	45	48	28	41	34	21	31	74	36	41
Lafayette (60)																	
Grade Equiv.	2.6	2.5	2.2	2.1	2.5	2.4	2.4	2.3	2.4	2.3	2.3	2.3	2.4	2.3	2.7	2.5	2.4
%tile	25	21	14	8	23	17	9	15	12	13	13	12	11	9	29	12	15
Linn (28)																	
Grade Equiv.	2.9	3.2	2.9	3.1	3.0	3.0	3.2	2.9	3.0	3.3	3.1	3.2	3.0	3.0	2.8	2.9	3.1
%tile	47	64	52	62	55	53	60	45	48	78	64	73	53	64	44	48	67
Lowman Hill (41)																	
Grade Equiv.	3.4	3.2	3.2	3.2	3.5	3.4	3.5	3.5	3.5	3.2	3.3	3.3	2.9	2.9	2.8	2.9	3.3
%tile	86	64	73	69	81	76	80	74	82	70	79	79	44	50	44	48	80
Lundgren (40)																	
Grade Equiv.	3.1	3.1	3.1	3.3	3.2	3.3	3.2	3.1	3.2	3.3	3.2	3.3	2.9	2.8	3.0	2.9	3.1
%tile	66	58	66	76	66	71	60	50	63	78	72	79	44	40	74	48	67
McCarter (62)																	
Grade Equiv.	3.6	3.5	3.3	3.4	3.6	3.5	3.7	3.9	3.7	3.2	3.0	3.1	3.5	3.2	2.9	3.2	3.4
%tile	92	80	79	81	85	81	88	88	89	70	56	65	89	79	59	82	86

IOWA TESTS OF BASIC SKILLS

GRADE 2

ADMINISTERED 4/79

EXPECTED GRADE EQUIVALENT 2.7

SCHOOL	Listening	Word Analysis	Vocabulary	Reading	Spelling	Capitalization	Punctuation	Usage	Total L Language	Visual Materials	References	Total W Word Study	Math Concepts	Math Problems	Math Computation	Total M Math	Composite
Clure (70)																	
Grade Equiv.	3.4	3.5	3.4	3.7	3.6	3.4	3.7	3.8	3.6	3.7	3.7	3.7	3.4	3.4	3.3	3.4	3.5
%tile	86	80	84	92	85	76	88	85	86	93	95	94	85	89	95	92	90
Eachron (61)																	
Grade Equiv.	3.2	3.4	3.2	3.5	3.4	3.5	3.6	3.5	3.5	3.3	3.0	3.1	3.1	3.1	3.1	3.1	3.3
%tile	73	75	73	86	76	81	84	74	82	78	56	65	62	72	85	74	80
olk (18)																	
Grade Equiv.	2.9	3.7	2.7	2.9	3.0	2.6	3.2	4.5	3.3	2.7	2.8	2.7	3.1	2.8	2.8	2.9	3.0
%tile	47	88	39	48	55	28	60	98	70	34	41	34	62	40	44	48	59
otwin (33)																	
Grade Equiv.	3.2	3.5	3.4	3.6	3.5	3.2	4.0	3.5	3.5	3.3	3.1	3.2	3.2	2.9	3.4	3.2	3.4
%tile	73	80	84	89	81	65	95	74	82	78	64	73	71	50	98	82	86
incey (51)																	
Grade Equiv.	3.3	4.1	2.7	3.0	2.8	2.7	3.6	3.4	3.1	2.9	2.7	2.8	3.1	2.9	3.1	3.0	3.1
%tile	80	96	39	55	41	34	84	70	55	47	34	42	62	50	85	62	67
inton Heights (29)																	
Grade Equiv.	2.8	2.9	2.9	3.1	3.1	3.1	3.3	3.0	3.1	2.8	3.0	2.9	2.8	2.7	3.0	2.8	2.9
%tile	38	46	52	62	61	59	68	50	55	40	56	49	35	31	74	36	49
andolph (61)																	
Grade Equiv.	3.5	3.5	3.5	3.7	3.4	3.9	3.9	4.4	3.9	3.6	3.2	3.4	3.2	3.3	3.2	3.2	3.5
%tile	89	80	89	92	76	95	93	97	94	90	72	84	71	85	91	82	90
ce (21)																	
Grade Equiv.	2.8	2.9	2.4	2.6	2.7	2.4	2.5	2.5	2.5	2.9	2.6	2.7	2.5	2.6	2.7	2.6	2.7
%tile	38	46	22	27	34	17	13	23	17	47	28	34	15	24	29	18	33
ate Street (49)																	
Grade Equiv.	3.0	3.3	2.6	2.8	2.8	3.2	3.2	3.5	3.2	2.8	3.0	2.9	2.7	2.8	2.7	2.7	2.9
%tile	57	70	33	40	41	65	60	74	63	40	56	49	28	40	29	26	49

SCHOOL	Listening	Word Analysis	Vocabulary	Reading	Spelling	Capitalization	Punctuation	Usage	Total L Language	Visual Materials	References	Total W Word Study	Math Concepts	Math Problems	Math Computation	Total M Math	Composite
Stout (37)																	
Grade Equiv.	3.4	4.0	3.3	3.5	3.6	3.3	3.9	4.0	3.7	3.6	3.2	3.4	3.3	3.1	3.0	3.1	3.5
%tile	86	94	79	86	85	71	93	91	89	90	72	84	79	72	74	74	90
Sumner (38)																	
Grade Equiv.	2.6	2.7	2.7	2.7	2.8	2.9	3.0	2.3	2.8	2.9	2.6	2.8	2.7	2.6	2.6	2.6	2.7
%tile	25	32	39	33	41	47	43	15	33	47	28	42	28	24	17	18	33
Whitson (52)																	
Grade Equiv.	3.6	3.6	3.6	3.9	3.6	3.8	3.7	4.3	3.9	3.6	3.5	3.6	3.4	3.1	3.2	3.2	3.6
%tile	92	84	92	96	85	93	88	96	94	90	89	92	85	72	91	82	93
PS (1320)																	
Grade Equiv.	3.1	3.3	3.1	3.3	3.2	3.3	3.4	3.5	3.4	3.1	3.1	3.1	3.0	3.0	3.0	3.0	3.2
%tile	66	70	66	76	66	71	74	74	76	63	56	65	53	64	74	62	74

IOWA TESTS OF BASIC SKILLS

GRADE 3

ADMINISTERED 12/78

EXPECTED GRADE PLACEMENT 3.30

SCHOOL:	Vocab.	Comp.	Spell.	Capit.	Punct.	Usage	Test L Language	Map	Graphs	Knowl. Ref.	Total Test W	Math Conc.	Math Prob.	Total Test M	Composite V,R,W,M
vondale East (43)															
GDPL	3.14	3.29	3.48	3.47	3.52	3.05	3.38	3.16	2.84	3.00	3.16	2.71	3.00	2.96	3.15
%ile	46.0	51.0	64.0	64.0	60.0	43.0	57.0	49.0	23.0	35.0	43.0	12.0	18.0	24.0	49.0
vondale Southwest (34)															
GDPL	4.11	4.26	4.49	4.90	4.77	4.34	4.63	4.08	4.03	4.04	3.77	3.85	3.46	3.69	4.14
%ile	94.0	95.0	96.0	99.0	98.0	91.0	98.0	93.0	93.0	93.0	85.0	92.0	80.0	87.0	94.0
vondale West (44)															
GDPL	4.16	4.01	3.98	4.26	4.76	4.28	4.32	3.91	4.09	4.00	3.80	3.73	3.66	3.73	4.05
%ile	96.0	87.0	84.0	94.0	98.0	91.0	94.0	87.0	95.0	93.0	85.0	86.0	93.0	87.0	94.0
alvoir (23)															
GDPL	2.61	2.88	3.09	3.08	2.42	2.56	2.78	2.79	3.01	2.89	2.77	2.83	3.10	2.90	2.80
%ile	20.0	25.0	40.0	39.0	3.0	15.0	17.0	23.0	38.0	29.0	15.0	16.0	30.0	16.0	20.0
ishop (73)															
GDPL	4.42	4.59	4.53	4.98	5.32	4.84	4.92	4.35	4.65	4.50	4.04	4.22	3.85	4.03	4.49
%ile	99.0	99.0	96.0	99.0	99.0	98.0	99.0	98.0	99.0	99.0	91.0	98.0	99.0	97.0	99.0
entral Park (37)															
GDPL	3.45	4.00	3.89	4.11	4.19	3.72	3.98	3.69	3.57	3.64	3.76	3.41	3.48	3.56	3.73
%ile	71.0	87.0	81.0	90.0	90.0	72.0	87.0	80.0	78.0	77.0	85.0	69.0	80.0	82.0	80.0
estview (46)															
GDPL	3.98	4.08	4.00	4.47	4.47	4.42	4.35	3.89	3.93	3.92	3.63	3.80	3.50	3.64	4.00
%ile	91.0	90.0	84.0	97.0	96.0	93.0	96.0	87.0	90.0	89.0	74.0	89.0	80.0	82.0	91.0
ge (32)															
GDPL	4.11	4.19	4.29	4.78	4.62	4.43	4.53	3.88	4.17	4.02	3.86	3.81	3.43	3.70	4.11
%ile	94.0	93.0	92.0	99.0	97.0	93.0	97.0	87.0	97.0	93.0	88.0	89.0	70.0	87.0	94.0

IOWA TESTS OF BASIC SKILLS

GRADE 3

ADMINISTERED 12/78

EXPECTED GRADE PLACEMENT 3.30

SCHOOL	Vocab.	Comp.	Spell.	Capit.	Punct.	Usage	Test L Language	Map	Graphs	Knowl. Ref.	Total Test W	Math Conc.	Math Prob.	Total Test M	Composite V,R,W,M
Highland Park Central (68)															
GDPL	3.38	3.46	3.67	3.70	3.59	2.99	3.49	3.32	3.38	3.36	3.25	3.25	3.53	3.34	3.43
%ile	65.0	64.0	74.0	75.0	67.0	37.0	63.0	56.0	66.0	65.0	51.0	61.0	80.0	57.0	64.0
Highland Park North (34)															
GDPL	3.30	3.21	3.79	4.05	3.74	3.21	3.70	3.35	3.23	3.29	3.16	3.23	3.43	3.28	3.35
%ile	59.0	45.0	78.0	90.0	72.0	49.0	74.0	64.0	52.0	57.0	43.0	50.0	70.0	57.0	64.0
Highland Park South (69)															
GDPL	3.63	3.62	4.00	4.26	4.52	3.93	4.19	3.66	3.66	3.66	3.38	3.52	3.57	3.49	3.72
%ile	76.0	70.0	84.0	94.0	96.0	80.0	92.0	80.0	83.0	82.0	59.0	76.0	87.0	76.0	80.0
Hudson (38)															
GDPL	3.21	3.45	3.63	3.52	3.70	3.35	3.58	3.07	3.18	3.12	3.04	3.23	3.41	3.23	3.34
%ile	53.0	64.0	69.0	64.0	72.0	59.0	69.0	42.0	52.0	42.0	27.0	50.0	70.0	45.0	57.0
Lafayette (62)															
GDPL	2.25	2.46	2.70	3.06	2.66	2.54	2.74	2.49	2.61	2.58	2.53	2.71	2.83	2.69	2.56
%ile	9.0	9.0	16.0	39.0	10.0	12.0	13.0	11.0	12.0	12.0	4.0	12.0	4.0	7.0	11.0
Linn (37)															
GDPL	3.01	3.21	3.33	4.10	4.13	3.41	3.74	3.20	3.21	3.21	3.12	3.12	3.33	3.19	3.26
%ile	40.0	45.0	53.0	90.0	88.0	59.0	74.0	49.0	52.0	49.0	34.0	39.0	58.0	45.0	57.0
Lowman Hill (38)															
GDPL	3.47	3.79	3.97	3.89	4.19	3.75	3.94	3.58	3.71	3.64	3.47	3.18	3.34	3.33	3.64
%ile	71.0	80.0	84.0	84.0	90.0	76.0	83.0	76.0	83.0	77.0	67.0	50.0	58.0	57.0	75.0
Mundgren (41)															
GDPL	3.18	3.20	3.40	3.93	4.08	3.25	3.66	3.37	3.22	3.30	3.00	3.09	3.12	3.07	3.28
%ile	53.0	45.0	59.0	84.0	88.0	54.0	74.0	64.0	52.0	57.0	27.0	39.0	30.0	34.0	57.0

IOWA TESTS OF BASIC SKILLS

GRADE 3

ADMINISTERED 12/78

EXPECTED GRADE PLACEMENT 3.30

SCHOOL	Vocab.	Comp.	Spell.	Capit.	Punct.	Usage	Test L Language	Map	Graphs	Knowl. Ref.	Total Test W	Math Conc.	Math Prob.	Total Test M	Compositc V,R,W,M
McCarter (69)															
GDPL	3.97	4.00	4.16	4.28	4.59	4.13	4.29	4.12	3.98	4.05	3.70	3.76	3.63	3.70	4.01
%ile	91.0	87.0	90.0	94.0	97.0	86.0	94.0	93.0	93.0	95.0	81.0	89.0	87.0	87.0	91.0
McClure (56)															
GDPL	4.36	4.52	4.69	5.12	5.71	4.99	5.13	4.80	4.52	4.66	4.35	4.17	3.98	4.16	4.57
%ile	99.0	98.0	98.0	99.0	99.0	99.0	99.0	99.0	99.0	99.0	98.0	98.0	99.0	99.0	99.0
McEachron (53)															
GDPL	3.60	3.82	4.14	4.34	4.50	4.22	4.33	3.71	3.57	3.63	3.78	3.67	3.58	3.64	3.83
%ile	76.0	80.0	87.0	94.0	96.0	89.0	94.0	80.0	78.0	77.0	81.0	86.0	87.0	82.0	84.0
Polk (16)															
GDPL	2.46	2.61	2.58	2.56	2.34	1.98	2.37	2.22	1.43	1.83	2.23	2.32	2.50	2.35	2.33
%ile	16.0	12.0	12.0	12.0	2.0	2.0	4.0	4.0	1.0	1.0	1.0	2.0	1.0	1.0	3.0
Botwin (45)															
GDPL	3.81	3.98	3.89	3.74	4.44	3.75	3.95	3.95	3.46	3.71	3.72	3.59	3.42	3.58	3.81
%ile	85.0	87.0	81.0	75.0	94.0	76.0	87.0	90.0	72.0	82.0	81.0	81.0	70.0	82.0	84.0
Quincy (42)															
GDPL	3.05	3.36	3.42	3.39	3.47	3.20	3.37	3.28	3.40	3.34	3.30	3.27	3.53	3.37	3.30
%ile	46.0	58.0	59.0	58.0	60.0	49.0	57.0	56.0	66.0	57.0	51.0	61.0	80.0	68.0	57.0
Quinton Heights (23)															
GDPL	2.62	2.74	2.94	3.20	2.80	2.31	2.81	2.23	2.57	2.39	2.60	2.63	2.93	2.72	2.66
%ile	20.0	16.0	27.0	46.0	14.0	6.0	17.0	4.0	12.0	6.0	7.0	8.0	9.0	7.0	15.0
Sandolph (43)															
GDPL	4.47	4.58	4.64	5.21	5.21	4.69	4.95	4.26	4.27	4.27	3.76	3.96	3.40	3.70	4.40
%ile	99.0	99.0	97.0	99.0	99.0	97.0	99.0	97.0	98.0	98.0	85.0	95.0	70.0	87.0	98.0

IOWA TESTS OF BASIC SKILLS

GRADE 3

ADMINISTERED 12/78

EXPECTED GRADE PLACEMENT 3.30

SCHOOL	Vocab.	Comp.	Spell.	Capit.	Punct.	Usage	Test L Language	Map	Graphs	Knowl. Ref.	Total Test W	Math Conc.	Math Prob.	Total Test M	Composite V,R,W,M
Rice (27)															
GDPL	2.76	2.94	3.23	3.00	2.87	2.49	2.89	2.53	2.71	2.61	2.72	2.81	3.09	2.87	2.81
%ile	29.0	25.0	47.0	32.0	19.0	12.0	23.0	11.0	16.0	12.0	11.0	16.0	30.0	16.0	20.0
State Street (52)															
GDPL	3.15	3.55	3.67	4.02	4.66	3.12	3.87	3.40	3.39	3.39	3.14	3.32	3.32	3.25	3.44
%ile	53.0	70.0	74.0	87.0	98.0	43.0	83.0	64.0	66.0	65.0	34.0	61.0	58.0	57.0	64.0
Stout (35)															
GDPL	3.79	3.71	4.04	4.44	4.31	4.55	4.34	3.59	3.94	3.77	3.48	3.68	3.53	3.56	3.84
%ile	85.0	75.0	84.0	96.0	92.0	96.0	94.0	76.0	90.0	86.0	67.0	86.0	80.0	82.0	84.0
Sumner (37)															
GDPL	3.03	3.29	3.64	3.95	3.78	3.38	3.69	3.32	3.08	3.20	3.20	3.19	3.19	3.19	3.33
%ile	40.0	51.0	69.0	87.0	77.0	59.0	74.0	56.0	45.0	49.0	43.0	50.0	44.0	45.0	57.0
Whitson (48)															
GDPL	4.48	4.57	4.54	4.60	4.51	4.75	4.60	4.55	4.30	4.42	4.15	4.30	3.89	4.12	4.44
%ile	99.0	99.0	96.0	98.0	96.0	98.0	98.0	99.0	98.0	99.0	95.0	99.0	99.0	98.0	98.0
Wapeka Public Schools (1264)															
GDPL	3.57	3.71	3.86	4.10	4.20	3.76	3.98	3.61	3.60	3.61	3.44	3.47	3.44	3.45	3.67
%ile	76.0	75.0	81.0	90.0	90.0	76.0	87.0	76.0	78.0	77.0	59.0	76.0	70.0	76.0	80.0

IOWA TESTS OF BASIC SKILLS

GRADE 4

ADMINISTERED 11/78

EXPECTED GRADE PLACEMENT 4.30

SCHOOL	Vocab.	Comp.	Spell.	Capit.	Punct.	Usage	Test L Language	Map	Graphs	Knowl. Ref.	Total Test W	Math Conc.	Math Prob.	Total Test M	Composite V,R,W,M
Avondale East (35)															
GDPL	3.54	4.09	3.55	3.87	3.69	3.03	3.54	3.70	3.63	3.66	3.58	3.45	3.88	3.64	3.69
%ile	20.0	41.0	18.0	31.0	18.0	5.0	12.0	25.0	19.0	24.0	13.0	11.0	21.0	10.0	20.0
Avondale Southwest (37)															
GDPL	5.23	5.53	5.44	5.71	5.80	5.62	5.64	5.31	5.31	5.32	5.05	5.03	4.61	4.89	5.32
%ile	94.0	96.0	94.0	97.0	98.0	93.0	97.0	94.0	97.0	96.0	90.0	92.0	87.0	92.0	96.0
Avondale West (61)															
GDPL	5.23	5.41	5.32	5.49	5.30	5.71	5.46	5.19	5.28	5.24	5.08	4.95	4.68	4.91	5.25
%ile	94.0	95.0	92.0	95.0	91.0	95.0	96.0	92.0	97.0	94.0	90.0	92.0	91.0	92.0	96.0
Belvoir (23)															
GDPL	3.42	3.70	3.94	3.49	3.13	3.50	3.52	3.71	3.62	3.67	3.25	3.38	3.69	3.44	3.55
%ile	17.0	21.0	32.0	14.0	3.0	17.0	12.0	25.0	19.0	24.0	5.0	8.0	9.0	4.0	16.0
Bishop (62)															
GDPL	5.35	5.61	5.09	5.66	5.60	5.59	5.48	5.27	5.33	5.30	5.16	4.74	4.65	4.85	5.31
%ile	97.0	97.0	87.0	97.0	96.0	93.0	96.0	94.0	97.0	96.0	92.0	84.0	91.0	92.0	96.0
Central Park (38)															
GDPL	4.43	4.91	4.49	4.48	4.63	4.48	4.51	4.30	4.34	4.31	4.21	4.08	4.05	4.11	4.46
%ile	65.0	82.0	65.0	64.0	67.0	64.0	64.0	58.0	60.0	59.0	45.0	45.0	42.0	40.0	69.0
Crestview (49)															
GDPL	5.15	5.21	4.94	5.91	5.52	5.53	5.47	5.74	5.43	5.58	5.19	5.39	5.02	5.19	5.32
%ile	94.0	90.0	81.0	98.0	95.0	92.0	96.0	99.0	98.0	99.0	92.0	99.0	98.0	98.0	96.0
Gage (51)															
GDPL	5.47	5.69	5.23	5.63	5.53	5.79	5.54	5.18	5.19	5.19	5.11	4.98	4.63	4.91	5.36
%ile	98.0	98.0	92.0	96.0	95.0	96.0	96.0	92.0	96.0	94.0	90.0	92.0	87.0	92.0	97.0

IOWA TESTS OF BASIC SKILLS

GRADE 4

ADMINISTERED 11/78

EXPECTED GRADE PLACEMENT 4.30

SCHOOL	Vocab.	Comp.	Spell.	Capit.	Punct.	Usage	Test L Language	Map	Graphs	Knowl. Ref.	Total Test W	Math Conc.	Math Prob.	Total Test M	Composite V,R,W,M
Highland Park Central (40)															
GDPL	4.46	4.63	4.27	4.24	4.32	4.41	4.30	4.15	4.37	4.26	4.23	4.06	4.07	4.12	4.35
%ile	70.0	70.0	55.0	48.0	50.0	60.0	53.0	52.0	66.0	59.0	45.0	45.0	42.0	40.0	64.0
Highland Park North (36)															
GDPL	3.61	3.92	4.12	4.03	4.02	3.49	3.91	3.58	3.57	3.58	3.75	3.61	4.09	3.81	3.78
%ile	24.0	30.0	43.0	37.0	33.0	17.0	29.0	21.0	19.0	19.0	22.0	14.0	42.0	19.0	25.0
Highland Park South (56)															
GDPL	4.81	5.24	4.97	5.25	5.08	5.23	5.13	4.78	4.85	4.82	4.53	4.41	4.41	4.45	4.89
%ile	83.0	90.0	84.0	92.0	87.0	86.0	88.0	81.0	87.0	84.0	66.0	69.0	73.0	74.0	86.0
Hudson (34)															
GDPL	4.10	4.30	4.08	4.23	4.30	3.84	4.08	3.94	3.83	3.88	3.92	3.76	3.86	3.84	4.03
%ile	49.0	54.0	43.0	48.0	50.0	31.0	41.0	36.0	30.0	34.0	27.0	24.0	21.0	19.0	37.0
Lafayette (47)															
GDPL	3.71	3.83	3.60	3.74	4.14	3.74	3.81	3.62	3.61	3.62	3.83	3.87	4.08	3.93	3.78
%ile	28.0	25.0	18.0	22.0	39.0	26.0	24.0	21.0	19.0	19.0	22.0	30.0	42.0	25.0	25.0
Lincoln (33)															
GDPL	4.40	4.44	4.32	4.75	4.37	3.94	4.33	4.32	4.21	4.26	4.15	4.30	4.08	4.18	4.32
%ile	65.0	60.0	55.0	77.0	56.0	36.0	53.0	58.0	54.0	59.0	45.0	62.0	42.0	50.0	58.0
Lowman Hill (46)															
GDPL	4.42	4.71	4.55	4.68	4.71	4.35	4.58	4.22	4.42	4.32	4.40	4.11	4.14	4.21	4.45
%ile	65.0	75.0	69.0	73.0	72.0	60.0	69.0	52.0	66.0	59.0	59.0	45.0	42.0	50.0	69.0
Lyndgren (38)															
GDPL	4.57	4.76	4.61	4.78	5.17	4.49	4.76	4.66	4.70	4.67	4.34	4.20	4.18	4.24	4.60
%ile	75.0	79.0	69.0	77.0	89.0	64.0	77.0	77.0	80.0	80.0	52.0	54.0	53.0	50.0	74.0

IOWA TESTS OF BASIC SKILLS

GRADE 4

ADMINISTERED 11/78

EXPECTED GRADE PLACEMENT 4.30

SCHOOL	Vocab.	Comp.	Spell.	Capit.	Punct.	Usage	Test L Language	Map	Graphs	Knowl. Ref.	Total Test W	Math Conc.	Math Prob.	Total Test M	Composite V,R,W,M
McCarter (46)															
GDPL	4.82	5.05	4.64	4.99	4.80	4.86	4.83	4.66	4.56	4.61	4.47	4.18	4.01	4.23	4.70
%ile	83.0	88.0	69.0	84.0	77.0	78.0	77.0	77.0	76.0	75.0	66.0	54.0	30.0	50.0	79.0
McClure (64)															
GDPL	5.46	5.71	5.24	5.68	5.81	5.89	5.66	5.75	5.60	5.67	5.45	5.28	4.90	5.20	5.53
%ile	98.0	98.0	90.0	97.0	98.0	97.0	98.0	99.0	99.0	99.0	97.0	98.0	96.0	98.0	98.0
McEachron (51)															
GDPL	4.87	5.29	4.93	5.14	4.95	5.12	5.03	4.71	5.03	4.87	4.88	4.78	4.52	4.73	4.96
%ile	86.0	93.0	81.0	87.0	84.0	83.0	84.0	77.0	90.0	87.0	84.0	87.0	81.0	85.0	89.0
Polk (29)															
GDPL	3.89	4.03	3.93	4.19	4.05	4.13	4.08	4.19	3.66	3.91	4.48	3.86	4.11	4.15	4.01
%ile	38.0	35.0	32.0	48.0	39.0	47.0	41.0	52.0	24.0	34.0	66.0	30.0	42.0	50.0	37.0
Potwin (39)															
GDPL	5.15	5.44	4.97	4.66	5.16	5.35	5.03	4.85	4.90	4.88	4.76	4.61	4.42	4.59	5.01
%ile	94.0	95.0	84.0	73.0	89.0	90.0	84.0	84.0	87.0	87.0	80.0	80.0	73.0	80.0	89.0
Quincy (48)															
GDPL	3.67	3.65	3.66	4.12	4.11	3.59	3.87	3.61	3.52	3.56	3.81	3.75	3.85	3.80	3.72
%ile	28.0	21.0	22.0	42.0	39.0	21.0	29.0	21.0	15.0	19.0	22.0	24.0	21.0	19.0	20.0
Quinton Heights (21)															
GDPL	4.29	4.39	4.48	4.36	3.77	3.76	4.09	3.93	3.97	3.94	4.00	4.08	3.91	4.00	4.13
%ile	60.0	60.0	65.0	58.0	23.0	31.0	41.0	36.0	42.0	34.0	33.0	45.0	21.0	32.0	44.0
Randolph (56)															
GDPL	5.37	5.39	4.91	5.51	5.41	5.74	5.39	4.89	5.23	5.06	4.88	5.00	4.40	4.76	5.20
%ile	97.0	95.0	81.0	95.0	93.0	95.0	94.0	84.0	96.0	92.0	84.0	92.0	73.0	89.0	94.0

IOWA TESTS OF BASIC SKILLS

GRADE 4

ADMINISTERED 11/78

EXPECTED GRADE PLACEMENT 4.30

SCHOOL	Vocab.	Comp.	Spell.	Capit.	Punct.	Usage	Test L Language	Map	Graphs	Knowl. Ref.	Total Test W	Math Conc.	Math Prob.	Total Test N	Composite V,R,W,N
ice (26)															
GDPL	3.93	4.09	4.12	3.76	3.96	3.52	3.83	4.22	3.87	4.03	3.91	3.82	3.94	3.91	3.97
%ile	38.0	41.0	43.0	26.0	33.0	17.0	24.0	52.0	36.0	40.0	27.0	24.0	21.0	25.0	37.0
ate Street (41)															
GDPL	4.70	5.12	4.86	5.21	5.37	5.29	5.19	5.02	5.13	5.08	4.42	4.49	4.61	4.51	4.92
%ile	79.0	88.0	81.0	90.0	93.0	88.0	91.0	87.0	93.0	92.0	59.0	75.0	87.0	74.0	86.0
out (32)															
GDPL	5.26	5.26	5.03	5.25	4.56	5.23	5.02	4.68	4.73	4.72	4.65	4.69	4.49	4.61	4.98
%ile	96.0	93.0	84.0	92.0	67.0	86.0	84.0	77.0	80.0	80.0	76.0	84.0	81.0	80.0	89.0
ammer (27)															
GDPL	4.53	4.88	4.54	4.68	4.59	4.81	4.66	4.31	4.24	4.29	4.85	4.27	4.27	4.47	4.56
%ile	70.0	82.0	65.0	73.0	67.0	75.0	73.0	58.0	54.0	59.0	84.0	62.0	64.0	74.0	74.0
itson (46)															
GDPL	5.21	5.18	4.92	4.88	5.10	5.32	5.06	4.74	5.15	4.95	4.93	4.75	4.60	4.76	5.03
%ile	94.0	90.0	81.0	81.0	87.0	88.0	88.0	77.0	96.0	90.0	84.0	87.0	87.0	89.0	89.0
peka Public Schools (1213)															
GDPL	4.69	4.91	4.65	4.89	4.86	4.82	4.80	4.63	4.65	4.64	4.55	4.43	4.34	4.44	4.70
%ile	79.0	82.0	74.0	81.0	81.0	75.0	77.0	73.0	80.0	75.0	72.0	69.0	64.0	67.0	79.0

IOWA TESTS OF BASIC SKILLS

GRADE 5

ADMINISTERED 11/78

EXPECTED GRADE PLACEMENT 5.20

SCHOOL	Vocab.	Comp.	Spell.	Capit.	Punct.	Usage	Test L Language	Map	Graphs	Knowl. Ref.	Total Test W	Math Conc.	Math Prob.	Total Test M	Composite V,R,W,M
Avondale East (36)															
GDPL	4.54	4.16	4.53	4.99	4.50	4.39	4.61	3.99	4.53	4.25	4.44	4.18	4.59	4.41	4.39
%ile	23.0	11.0	18.0	40.0	17.0	19.0	20.0	10.0	20.0	15.0	11.0	8.0	12.0	9.0	15.0
Avondale Southwest (40)															
GDPL	6.06	6.07	5.89	6.19	5.95	6.40	6.11	5.89	5.91	5.91	5.59	5.44	5.33	5.45	5.91
%ile	88.0	86.0	80.0	87.0	82.0	88.0	85.0	82.0	84.0	84.0	70.0	66.0	63.0	71.0	84.0
Avondale West (52)															
GDPL	6.62	6.61	6.73	6.72	6.93	7.32	6.93	6.57	6.51	6.54	5.93	6.09	5.84	5.95	6.53
%ile	97.0	96.0	97.0	95.0	98.0	99.0	98.0	97.0	98.0	97.0	82.0	93.0	92.0	92.0	96.0
Belvoir (21)															
GDPL	3.93	4.19	4.00	3.94	4.06	4.05	4.01	3.83	3.92	3.87	4.00	3.93	4.49	4.13	4.04
%ile	7.0	11.0	7.0	4.0	7.0	11.0	5.0	7.0	5.0	6.0	4.0	3.0	9.0	3.0	6.0
Bishop (78)															
GDPL	6.48	6.10	6.52	5.98	6.26	6.86	6.40	6.04	6.38	6.21	6.06	5.82	5.70	5.86	6.21
%ile	96.0	86.0	95.0	82.0	90.0	96.0	92.0	85.0	97.0	92.0	88.0	84.0	89.0	89.0	91.0
Central Park (46)															
GDPL	4.95	5.26	5.27	5.30	5.05	5.35	5.24	5.17	5.02	5.09	4.93	5.01	4.92	4.95	5.10
%ile	43.0	52.0	54.0	54.0	42.0	59.0	50.0	53.0	42.0	49.0	30.0	41.0	28.0	36.0	46.0
Crestview (41)															
GDPL	6.42	6.56	6.45	6.78	6.57	6.97	6.65	6.66	6.28	6.47	6.21	6.19	5.67	6.04	6.43
%ile	94.0	96.0	95.0	96.0	95.0	97.0	96.0	98.0	95.0	97.0	90.0	95.0	89.0	92.0	95.0
Gage (27)															
GDPL	5.75	5.60	5.15	5.89	5.87	5.98	5.72	6.08	5.64	5.86	5.10	5.56	4.97	5.20	5.63
%ile	79.0	67.0	49.0	79.0	79.0	78.0	71.0	88.0	72.0	84.0	40.0	76.0	35.0	51.0	72.0

DWA TESTS OF BASIC SKILLS

GRADE 5

ADMINISTERED 10/78

EXPECTED GRADE PLACEMENT 5.20

SCHOOL	Vocab.	Comp.	Spell.	Capit.	Punct.	Usage	Test L Language	Map	Graphs	Knowl. Ref.	Total Test W	Math Conc.	Math Prob.	Total Test N	Composite V,R,W,M
ghland Park Central (42)															
GDPL	4.96	5.13	4.79	5.19	5.20	4.86	5.00	4.90	4.83	4.86	4.91	4.91	4.85	4.90	4.97
%ile	43.0	42.0	29.0	49.0	47.0	39.0	39.0	40.0	32.0	39.0	30.0	35.0	28.0	30.0	40.0
ghland Park North (39)															
GDPL	4.99	5.29	5.39	4.98	5.09	5.18	5.13	4.85	4.81	4.83	4.75	4.85	5.21	4.93	5.04
%ile	43.0	52.0	59.0	40.0	42.0	51.0	45.0	40.0	32.0	34.0	25.0	35.0	54.0	30.0	40.0
ghland Park South (45)															
GDPL	5.25	5.45	5.18	5.80	5.58	5.25	5.46	5.21	5.09	5.15	5.30	4.90	5.11	5.10	5.28
%ile	56.0	62.0	49.0	75.0	67.0	55.0	63.0	53.0	46.0	54.0	52.0	35.0	44.0	43.0	58.0
dson (30)															
GDPL	4.07	4.39	4.49	4.62	4.44	4.35	4.46	4.09	4.36	4.22	4.42	4.01	4.41	4.29	4.29
%ile	11.0	15.0	18.0	22.0	14.0	19.0	17.0	12.0	17.0	12.0	11.0	4.0	6.0	6.0	12.0
fayette (49)															
GDPL	3.99	4.39	4.23	4.64	4.44	4.03	4.30	3.96	4.33	4.14	4.23	4.03	4.70	4.32	4.22
%ile	9.0	15.0	10.0	22.0	14.0	9.0	11.0	10.0	14.0	9.0	6.0	4.0	16.0	6.0	10.0
in (29)															
GDPL	5.81	5.73	5.83	6.03	6.06	5.88	5.96	5.77	5.86	5.81	5.69	5.74	5.64	5.69	5.80
%ile	79.0	71.0	76.0	82.0	85.0	75.0	82.0	79.0	84.0	81.0	75.0	80.0	84.0	81.0	80.0
man Hill (30)															
GDPL	4.87	5.01	4.79	5.47	5.34	5.20	5.20	5.07	4.83	4.96	4.89	5.39	5.12	5.13	5.04
%ile	38.0	37.0	29.0	64.0	52.0	51.0	50.0	49.0	32.0	44.0	30.0	66.0	44.0	43.0	40.0
dgren (30)															
GDPL	5.72	5.69	5.40	5.52	5.38	5.57	5.46	5.69	5.44	5.56	5.09	5.15	5.00	5.08	5.50
%ile	75.0	71.0	59.0	64.0	57.0	66.0	63.0	75.0	61.0	72.0	40.0	54.0	35.0	43.0	68.0

DWA TESTS OF BASIC SKILLS

GRADE 5

ADMINISTERED 10/78

EXPECTED GRADE PLACEMENT 5.20

	Vocab.	Comp.	Spell.	Capit.	Punct.	Usage	Test L Language	Map	Graphs	Knowl. Ref.	Total Test W	Math Conc.	Math Prob.	Total Test M	Composite V,R,W,M
MOOL Carter (78)															
GDPL	5.48	5.39	5.15	5.32	5.14	5.50	5.28	5.20	5.20	5.21	5.25	5.34	5.14	5.24	5.32
%ile	65.0	57.0	49.0	54.0	42.0	63.0	54.0	53.0	51.0	54.0	52.0	60.0	44.0	51.0	58.0
Clure (49)															
GDPL	6.27	6.09	6.26	6.42	6.53	6.80	6.51	6.17	6.08	6.13	5.77	5.75	5.33	5.62	6.12
%ile	92.0	86.0	91.0	91.0	93.0	95.0	94.0	90.0	90.0	90.0	79.0	84.0	63.0	76.0	89.0
Eachron (44)															
GDPL	6.15	6.00	5.83	6.27	6.73	6.58	6.36	5.79	5.88	5.83	5.72	5.72	5.46	5.64	6.04
%ile	90.0	83.0	76.0	89.0	96.0	92.0	92.0	79.0	84.0	81.0	75.0	80.0	78.0	76.0	87.0
lk (20)															
GDPL	4.43	4.18	4.72	5.04	4.70	4.71	4.79	4.48	4.51	4.50	5.08	4.81	5.28	5.06	4.58
%ile	20.0	11.0	25.0	40.0	24.0	30.0	29.0	23.0	20.0	22.0	40.0	30.0	63.0	43.0	21.0
twin (40)															
GDPL	5.75	5.86	5.85	5.91	6.28	6.15	6.05	5.71	5.62	5.68	5.28	5.32	5.06	5.22	5.71
%ile	79.0	80.0	80.0	79.0	90.0	84.0	85.0	75.0	72.0	77.0	52.0	60.0	44.0	51.0	76.0
ncy (54)															
GDPL	4.19	4.53	4.45	4.66	4.62	4.72	4.57	4.53	4.38	4.46	4.50	4.43	4.66	4.53	4.48
%ile	14.0	18.0	18.0	26.0	20.0	30.0	20.0	23.0	17.0	22.0	14.0	14.0	16.0	12.0	18.0
nton Heights (24)															
GDPL	5.24	5.12	5.43	5.88	5.93	5.61	5.70	5.06	4.97	5.00	5.22	5.48	5.18	5.29	5.27
%ile	52.0	42.0	59.0	79.0	79.0	66.0	71.0	49.0	42.0	44.0	46.0	71.0	54.0	58.0	58.0
dolph (34)															
GDPL	6.39	6.20	5.76	6.30	6.46	6.94	6.36	6.34	6.27	6.31	5.88	5.78	5.29	5.65	6.18
%ile	94.0	88.0	76.0	89.0	93.0	96.0	92.0	92.0	95.0	94.0	82.0	84.0	63.0	81.0	91.0

IOWA TESTS OF BASIC SKILLS

GRADE 5

ADMINISTERED 10.78

EXPECTED GRADE PLACEMENT 5.20

SCHOOL	Vocab.	Comp.	Spell.	Capit.	Punct.	Usage	Test L Language	Map	Graphs	Knowl. Ref.	Total Test W	Math Conc.	Math Prob.	Total Test M	Composite V,R,W,M
Rice (20)															
GDPL	4.53	4.59	5.11	4.02	5.41	4.74	4.82	4.80	4.51	4.65	4.69	4.79	4.58	4.68	4.66
%ile	23.0	21.0	44.0	6.0	57.0	30.0	29.0	35.0	20.0	30.0	21.0	30.0	12.0	20.0	25.0
State Street (44)															
GDPL	4.65	4.87	5.05	5.41	5.62	4.81	5.20	5.21	5.34	5.28	4.64	4.77	4.95	4.79	4.96
%ile	30.0	33.0	44.0	59.0	67.0	35.0	50.0	53.0	56.0	58.0	17.0	30.0	35.0	25.0	40.0
Stout (32)															
GDPL	5.85	5.67	5.79	6.02	6.02	6.28	6.03	5.89	6.04	5.97	5.94	5.59	5.33	5.62	5.82
%ile	82.0	71.0	76.0	82.0	82.0	86.0	82.0	82.0	87.0	87.0	82.0	76.0	63.0	76.0	80.0
Sumner (30)															
GDPL	5.05	5.00	5.32	5.14	4.82	5.11	5.10	4.89	5.08	4.98	5.14	5.10	5.10	5.12	5.05
%ile	48.0	37.0	54.0	44.0	28.0	47.0	45.0	40.0	46.0	44.0	40.0	47.0	44.0	43.0	46.0
Whitson (64)															
GDPL	6.47	6.43	6.05	6.83	6.39	6.91	6.54	6.62	6.21	6.43	6.16	5.97	5.53	5.89	6.37
%ile	96.0	92.0	86.0	96.0	92.0	96.0	94.0	97.0	92.0	95.0	90.0	90.0	78.0	89.0	95.0
Lopeka Public Schools (1166)															
GDPL	5.45	5.47	5.45	5.65	5.64	5.73	5.61	5.42	5.40	5.41	5.28	5.24	5.17	5.23	5.44
%ile	65.0	62.0	63.0	72.0	67.0	69.0	67.0	62.0	61.0	63.0	52.0	54.0	54.0	51.0	63.0

IOWA TESTS OF BASIC SKILLS

GRADE 6

ADMINISTERED 10/78

EXPECTED GRADE PLACEMENT 6.10

SCHOOL	Vocab.	Comp.	Spell.	Capit.	Punct.	Usage	Test L Language	Map	Graphs	Knowl. Ref.	Total Test W	Math Conc.	Math Prob.	Total Test M	Composite V P M M
Avondale East (35)															
GDPL	5.60	5.97	5.36	5.47	6.03	5.45	5.57	6.06	5.80	5.93	5.62	5.65	5.64	5.63	5.7
%ile	29.0	41.0	19.0	24.0	41.0	28.0	25.0	51.0	37.0	42.0	22.0	29.0	19.0	22.0	29.0
Avondale Southwest (41)															
GDPL	6.61	6.96	6.19	6.96	6.98	6.59	6.68	7.01	6.90	6.95	6.48	6.48	6.20	6.39	6.7
%ile	72.0	82.0	50.0	80.0	83.0	66.0	71.0	84.0	83.0	86.0	62.0	70.0	57.0	65.0	75.0
Avondale West (44)															
GDPL	7.09	7.38	7.35	7.61	7.86	7.34	7.55	7.58	7.24	7.41	7.18	7.00	6.67	6.95	7.2
%ile	87.0	92.0	93.0	92.0	97.0	85.0	94.0	97.0	92.0	94.0	89.0	88.0	87.0	90.0	92.0
Belvoir (1)															
GDPL	6.00	4.30	2.70	4.60	1.70	3.50	3.10	5.10	5.30	5.20	3.00	4.40	4.70	4.00	4.50
%ile	46.0	2.0	1.0	4.0	1.0	1.0	1.0	16.0	19.0	16.0	1.0	1.0	1.0	1.0	3.0
Bishop (62)															
GDPL	7.16	7.11	6.56	6.89	6.46	7.12	6.76	7.55	7.05	7.30	6.74	6.65	6.44	6.61	6.9
%ile	89.0	85.0	69.0	77.0	65.0	81.0	74.0	97.0	89.0	92.0	72.0	79.0	72.0	75.0	85.0
Central Park (26)															
GDPL	6.00	6.35	5.68	5.99	6.13	5.38	5.79	6.37	5.99	6.17	5.75	5.94	6.04	5.91	6.0
%ile	46.0	59.0	30.0	43.0	46.0	25.0	33.0	63.0	45.0	55.0	30.0	38.0	43.0	35.0	48.0
Westview (36)															
GDPL	7.04	7.07	6.43	7.18	7.09	6.86	6.88	7.22	6.88	7.04	6.96	6.83	6.31	6.70	6.9
%ile	85.0	85.0	60.0	85.0	85.0	76.0	77.0	90.0	83.0	86.0	83.0	82.0	65.0	79.0	85.0
Wedge (53)															
GDPL	7.29	7.43	6.81	6.83	7.31	7.22	7.05	7.28	7.06	7.17	6.61	6.87	6.02	6.50	7.09
%ile	91.0	92.0	77.0	74.0	90.0	83.0	83.0	92.0	89.0	90.0	67.0	85.0	43.0	70.0	88.0

IOWA TESTS OF BASIC SKILLS

GRADE 6

ADMINISTERED 10/78

EXPECTED GRADE PLACEMENT 6.10

SCHOOL	Vocab.	Comp.	Spell.	Capit.	Punct.	Usage	Test L Language	Map	Graphs	Knowl. Ref.	Total Test W	Math Conc.	Math Prob.	Total Test M	Composite V,R,W,M
Highland Park Central (34)															
GDPL	6.01	6.02	5.26	6.15	6.03	5.23	5.67	5.93	5.84	5.89	5.94	5.78	5.51	5.75	5.89
%ile	46.0	41.0	16.0	51.0	41.0	19.0	29.0	43.0	37.0	42.0	34.0	34.0	15.0	30.0	38.0
Highland Park North (45)															
GDPL	5.76	5.68	5.43	5.72	5.95	5.20	5.57	5.80	5.71	5.76	5.56	5.29	5.90	5.59	5.67
%ile	37.0	29.0	19.0	31.0	41.0	19.0	25.0	38.0	34.0	38.0	22.0	15.0	35.0	22.0	29.0
Highland Park South (46)															
GDPL	6.82	6.70	6.44	6.66	7.03	6.75	6.73	6.70	6.33	6.52	6.50	6.28	6.24	6.35	6.62
%ile	79.0	71.0	60.0	71.0	83.0	73.0	71.0	75.0	58.0	68.0	62.0	60.0	57.0	65.0	71.0
Hudson (25)															
GDPL	5.77	5.78	5.69	5.94	6.17	5.23	5.75	6.18	5.86	6.03	5.55	5.76	5.27	5.53	5.78
%ile	37.0	33.0	30.0	39.0	51.0	19.0	33.0	55.0	41.0	46.0	22.0	34.0	10.0	18.0	33.0
Lafayette (38)															
GDPL	4.91	5.24	4.95	4.92	5.43	3.97	4.82	5.54	4.86	5.20	4.46	4.78	5.41	4.88	5.01
%ile	10.0	15.0	9.0	8.0	17.0	1.0	6.0	27.0	8.0	16.0	1.0	5.0	12.0	4.0	9.0
Linn (26)															
GDPL	6.78	6.99	6.67	7.07	7.10	6.69	6.89	6.92	6.77	6.85	6.57	6.45	6.30	6.44	6.78
%ile	79.0	82.0	73.0	82.0	85.0	70.0	77.0	81.0	79.0	83.0	67.0	70.0	65.0	65.0	79.0
Lowman Hill (29)															
GDPL	6.37	6.62	6.00	6.57	6.82	6.26	6.42	6.50	6.21	6.35	5.92	6.21	6.38	6.16	6.38
%ile	64.0	67.0	42.0	68.0	77.0	56.0	59.0	67.0	53.0	64.0	34.0	55.0	72.0	52.0	62.0
Lundgren (29)															
GDPL	6.18	5.97	5.76	6.15	6.56	5.71	6.05	5.88	5.84	5.86	5.39	5.96	5.50	5.62	5.93
%ile	54.0	41.0	34.0	51.0	69.0	34.0	47.0	43.0	37.0	42.0	16.0	43.0	15.0	22.0	38.0

IOWA TESTS OF BASIC SKILLS

GRADE 6

ADMINISTERED 10/78

EXPECTED GRADE PLACEMENT 6.10

SCHOOL	Vocab.	Comp.	Spell.	Capit.	Punct.	Usage	Test L Language	Map	Graphs	Knowl. Ref.	Total Test W	Math Conc.	Math Prob.	Total Test M	Composite V,R,W,M
McCarter (63)															
GDPL	6.93	6.92	6.33	6.73	7.13	6.94	6.78	6.86	6.90	6.88	6.91	6.87	6.65	6.81	6.86
%ile	82.0	79.0	55.0	71.0	85.0	76.0	74.0	81.0	83.0	83.0	80.0	85.0	87.0	83.0	82.0
McClure (57)															
GDPL	7.06	6.99	7.01	7.38	7.29	7.05	7.20	7.41	6.93	7.17	6.75	6.69	6.45	6.63	7.04
%ile	87.0	82.0	83.0	89.0	90.0	81.0	86.0	94.0	83.0	90.0	76.0	79.0	78.0	75.0	85.0
McEachron (68)															
GDPL	7.13	7.24	6.87	7.47	7.65	7.42	7.35	7.29	7.09	7.19	7.07	6.85	6.53	6.82	7.15
%ile	87.0	88.0	80.0	91.0	95.0	87.0	90.0	92.0	89.0	90.0	86.0	85.0	78.0	83.0	90.0
Polk (26)															
GDPL	6.11	6.01	6.04	5.93	6.44	5.06	5.87	6.40	5.57	5.99	5.84	6.10	5.87	5.93	5.99
%ile	50.0	41.0	42.0	39.0	61.0	16.0	38.0	63.0	30.0	46.0	30.0	49.0	35.0	35.0	43.0
Potwin (34)															
GDPL	6.78	7.13	6.68	6.59	6.77	6.51	6.64	6.98	6.61	6.79	6.53	6.27	5.79	6.19	6.71
%ile	79.0	85.0	73.0	68.0	77.0	63.0	67.0	84.0	71.0	79.0	62.0	60.0	29.0	52.0	75.0
Quincy (42)															
GDPL	6.00	5.95	5.56	5.64	5.90	5.15	5.55	6.29	5.94	6.11	5.76	6.06	5.57	5.80	5.88
%ile	46.0	41.0	26.0	27.0	36.0	19.0	25.0	59.0	41.0	50.0	30.0	49.0	19.0	30.0	38.0
Quinton Heights (34)															
GDPL	5.97	6.25	5.78	6.18	6.48	5.94	6.09	5.72	5.84	5.78	5.96	5.84	5.89	5.89	5.99
%ile	46.0	55.0	34.0	51.0	65.0	42.0	47.0	34.0	37.0	38.0	38.0	34.0	35.0	35.0	43.0
Randolph (35)															
GDPL	7.47	7.77	7.20	7.76	8.05	8.00	7.75	7.25	7.41	7.33	7.44	7.15	6.19	6.92	7.45
%ile	94.0	97.0	89.0	95.0	98.0	95.0	96.0	92.0	95.0	92.0	93.0	93.0	57.0	87.0	95.0

IOWA TESTS OF BASIC SKILLS

GRADE 6

ADMINISTERED 10/78

EXPECTED GRADE PLACEMENT 6.10

SCHOOL	Vocab.	Comp.	Spell.	Capit.	Punct.	Usage	Test L Language	Map	Graphs	Knowl. Ref.	Total Test W	Math Conc.	Math Prob.	Total Test M	Composite V.R.W.M
Rice (22) GDPL %ile	5.84 37.0	6.13 46.0	5.74 30.0	6.98 80.0	6.37 61.0	5.40 25.0	6.12 47.0	6.40 63.0	5.36 22.0	5.88 42.0	5.80 30.0	5.60 25.0	5.60 19.0	5.67 26.0	5.91 38.0
State Street (50) GDPL %ile	5.93 42.0	6.39 59.0	5.83 34.0	6.71 71.0	7.03 83.0	6.12 49.0	6.42 59.0	6.52 67.0	6.42 62.0	6.47 68.0	5.65 26.0	6.00 43.0	6.09 50.0	5.92 35.0	6.23 52.0
Stout (30) GDPL %ile	7.16 89.0	7.24 88.0	6.95 83.0	7.33 87.0	7.53 93.0	7.59 90.0	7.35 90.0	7.40 94.0	6.83 79.0	7.11 88.0	6.63 67.0	6.89 85.0	6.31 65.0	6.61 75.0	7.11 88.0
Sumner (33) GDPL %ile	6.05 50.0	5.84 33.0	5.20 13.0	5.69 31.0	6.03 41.0	5.38 25.0	5.57 25.0	5.75 38.0	5.51 26.0	5.62 30.0	5.61 22.0	5.37 18.0	5.51 15.0	5.50 18.0	5.72 29.0
Whitson (45) GDPL %ile	7.59 96.0	7.80 97.0	7.29 91.0	8.21 98.0	8.21 99.0	8.08 96.0	7.94 97.0	7.88 99.0	7.52 97.0	7.70 98.0	7.76 97.0	7.57 99.0	7.09 97.0	7.48 98.0	7.70 97.0
TPS (1110) GDPL %ile	6.57 72.0	6.68 71.0	6.25 55.0	6.67 71.0	6.85 80.0	6.41 60.0	6.55 67.0	6.76 78.0	6.47 67.0	6.61 72.0	6.34 52.0	6.33 60.0	6.12 50.0	6.27 59.0	6.54 67.0

SCHOOL	Listening	Word Analysis	Vocabulary	Total L Language Skills	Total M Math	Composite
Avondale East (30)						
Grade Equiv.	1.0	1.4	1.2	1.3	K.7	1.2
%tile	68	85	85	73	29	76
Avondale West (44)						
Grade Equiv.	1.3	2.1	1.5	1.7	1.7	1.7
%tile	94	99	96	92	99	97
Belvoir (40)						
Grade Equiv.	K.3	K.7	K.2	K.2	K.3	K.3
%tile	3	25	2	2	5	3
Bishop (53)						
Grade Equiv.	1.5	1.4	1.3	1.7	1.4	1.5
%tile	98	85	90	92	93	92
Central Park (45)						
Grade Equiv.	K.8	K.9	K.8	1.0	K.6	K.8
%tile	35	46	38	50	21	34
Crestview (46)						
Grade Equiv.	K.9	1.3	1.1	1.0	K.8	1.0
%tile	50	80	78	50	40	55
Gage (43)						
Grade Equiv.	1.6	1.4	1.4	1.6	1.2	1.4
%tile	99	85	93	88	85	89
Highland Park Central (95)						
Grade Equiv.	K.6	1.1	K.8	K.9	K.6	K.8
%tile	16	68	38	40	21	34
Highland Park North (36)						
Grade Equiv.	1.3	1.6	1.2	1.0	K.9	1.2
%tile	94	92	85	50	53	76

SCHOOL	Listening	Word Analysis	Vocabulary	Total L Language Skills	Total M Math	Composite
Highland Park South (46)						
Grade Equiv.	1.4	1.8	1.5	1.6	1.6	1.6
%tile	97	97	96	88	98	95
Hudson (39)						
Grade Equiv.	K.7	1.0	K.9	K.9	K.7	K.8
%tile	25	59	50	40	29	34
Lafayette (76)						
Grade Equiv.	1.2	1.2	1.0	K.8	K.9	1.0
%tile	89	74	66	31	53	55
Linn Elementary (25)						
Grade Equiv.	K.9	1.3	1.2	1.3	1.1	1.1
%tile	50	80	85	73	79	66
Lowman Hill (22)						
Grade Equiv.	K.9	K.8	K.8	1.0	K.6	K.8
%tile	50	34	38	50	21	34
Lundgren (34)						
Grade Equiv.	K.9	K.8	1.1	1.0	K.8	K.9
%tile	50	34	78	50	40	44
McCarter (69)						
Grade Equiv.	1.0	1.3	1.1	1.3	1.0	1.1
%tile	68	80	78	73	68	66
McClure (59)						
Grade Equiv.	1.4	1.5	1.5	1.6	1.2	1.4
%tile	97	89	96	88	85	89
McEachron (38)						
Grade Equiv.	1.0	1.3	1.4	1.6	1.1	1.3
%tile	68	80	93	88	79	84

SCHOOL	Listening	Word Analysis	Vocabulary	Total L Language Skills	Total M Math	Composite
Potwin (29)						
Grade Equiv.	1.4	1.3	1.5	1.5	1.1	1.4
%tile	97	80	96	84	79	89
Quincy (47)						
Grade Equiv.	K.4	K.4	K.5	K.7	K.3	K.5
%tile	4	7	13	22	5	9
Quinton Heights (22)						
Grade Equiv.	K.4	K.5	K.6	K.6	K.3	K.5
%tile	4	12	20	14	5	9
Randolph (49)						
Grade Equiv.	1.7	1.9	1.5	1.6	1.5	1.6
%tile	99	98	96	88	96	95
Rice (23)						
Grade Equiv.	1.4	K.9	1.1	1.1	1.1	1.1
%tile	97	46	78	59	79	66
Shaner (40)						
Grade Equiv.	K.8	1.2	K.9	1.1	1.1	1.0
%tile	35	74	50	59	79	55
State Street (54)						
Grade Equiv.	K.7	K.9	1.0	1.1	K.7	K.9
%tile	25	46	66	59	29	44
Stout (25)						
Grade Equiv.	1.2	1.5	1.2	1.4	1.1	1.3
%tile	89	89	85	79	79	84

SCHOOL	Listening	Word Analysis	Vocabulary	Total L Language Skills	Total M Math	Composite
Sumner (38)						
Grade Equiv.	1.6	1.0	1.7	K.9	1.3	1.3
%tile	99	59	99	40	89	84
Whitson (38)						
Grade Equiv.	1.5	1.3	1.4	1.6	1.2	1.4
%tile	98	80	93	88	85	89
TPS (1205)						
Grade Equiv.	1.1	1.2	1.1	1.2	1.0	1.1
%tile	80	74	78	66	68	66

SCHOOL	Listening	Word Analysis	Vocabulary	Reading	Total L Language Skills	Total M Math	Composite
✓ Avondale East (51)							
Grade Equiv.	1.5	1.3	1.5	1.8	1.4	1.3	1.5
%tile	80	50	82	99	56	62	73
Avondale West (33)							
Grade Equiv.	1.8	2.0	1.6	1.6	2.1	1.9	1.8
%tile	96	92	88	97	93	96	94
Belvoir (27)							
Grade Equiv.	K.5	K.7	K.8	K.9	K.5	K.6	K.7
%tile	2	8	13	38	2	4	7
Bishop (61)							
Grade Equiv.	1.8	1.6	1.8	1.5	1.9	1.6	1.7
%tile	96	76	94	95	87	86	90
Central Park (35)							
Grade Equiv.	1.4	1.1	1.5	1.2	1.3	1.4	1.3
%tile	69	30	82	82	47	72	53
Crestview (49)							
Grade Equiv.	1.8	1.3	1.7	1.3	1.8	1.4	1.6
%tile	96	50	91	88	83	72	83
Gage (45)							
Grade Equiv.	1.7	1.6	1.7	1.4	1.8	1.5	1.6
%tile	93	76	91	92	83	80	83
Highland Park Central (78)							
Grade Equiv.	1.2	1.4	1.2	1.2	1.3	1.2	1.2
%tile	42	60	46	82	47	47	44
Highland Park North (36)							
Grade Equiv.	1.3	1.0	1.4	1.3	1.3	1.1	1.2 ✓
%tile	56	23	72	88	47	35	44

SCHOOL	Listening	Word Analysis	Vocabulary	Reading	Total L Language Skills	Total M Math	Composite
Highland Park South (49)							
Grade Equiv.	1.6	1.4	1.6	1.1	1.6	1.3	1.4
%tile	88	60	88	70	72	62	63
Hudson (22)							
Grade Equiv.	1.2	1.4	1.4	1.5	1.2	1.0	1.3
%tile	42	60	72	95	38	25	53
Lafayette (56)							
Grade Equiv.	1.3	1.4	1.5	1.2	1.2	1.2	1.3
%tile	56	60	82	82	38	47	53
Linn (27)							
Grade Equiv.	1.3	1.3	1.2	1.2	1.2	1.0	1.2
%tile	56	50	46	82	38	25	44
Lowman Hill (45)							
Grade Equiv.	1.8	1.4	1.7	1.2	1.8	1.4	1.5
%tile	96	60	91	82	83	72	73
Lundgren (39)							
Grade Equiv.	1.5	1.3	1.4	1.1	1.5	1.3	1.3
%tile	80	50	72	70	64	62	53
McCarter (44)							
Grade Equiv.	1.7	1.5	1.5	1.5	1.8	1.5	1.6
%tile	93	69	82	95	83	80	83
McClure (59)							
Grade Equiv.	2.0	1.3	1.6	1.3	1.9	1.4	1.6
%tile	99	50	88	88	87	72	83
McEachron (46)							
Grade Equiv.	1.6	1.4	1.3	1.5	1.6	1.3	1.4
%tile	88	60	59	95	72	62	63

SCHOOL	Listening	Word Analysis	Vocabulary	Reading	Total L Language Skills	Total M Math	Composite
Potwin (38) Grade Equiv. %tile	1.9 98	1.7 81	2.1 99	1.7 98	2.2 95	1.8 93	1.9 97
Quincy (48) Grade Equiv. %tile	1.1 30	1.0 23	1.1 35	K.9 38	1.1 30	1.0 25	1.0 26
Quinton Heights (34) Grade Equiv. %tile	1.2 42	1.4 60	1.3 59	1.3 88	1.9 87	1.4 72	1.4 63
Randolph (42) Grade Equiv. %tile	1.8 96	1.7 81	1.9 96	1.5 95	1.8 83	1.7 90	1.7 90
Rice (20) Grade Equiv. %tile	1.2 42	K.9 17	K.8 13	1.1 70	1.5 64	1.3 62	1.2 44
Shaner (36) Grade Equiv. %tile	1.7 93	1.6 76	1.5 82	1.5 95	1.9 87	1.5 80	1.6 83
State Street (40) Grade Equiv. %tile	1.1 30	1.0 23	1.1 35	1.0 54	1.2 38	1.0 25	1.1 35
Stout (17) Grade Equiv. %tile	1.9 98	1.9 89	1.7 91	1.9 99	1.7 78	1.4 72	1.8 94

SCHOOL	Listening	Word Analysis	Vocabulary	Reading	Total L Language Skills	Total M Math	Composite
Sumner (38)							
Grade Equiv.	1.0	1.1	1.3	1.3	1.3	1.2	1.2
%tile	22	30	59	88	47	47	44
Whitson (52)							
Grade Equiv.	2.1	1.9	1.9	1.5	2.2	1.8	1.9
%tile	99	89	96	95	95	93	97
TPS (1167)							
Grade Equiv	1.5	1.4	1.5	1.3	1.6	1.4	1.4
%tile	80	60	82	88	72	72	63

IA TESTS OF BASIC SKILLS

GRADE 2

ADMINISTERED 10/79

EXPECTED GRADE EQUIVALENT 2.1

	Listening	Word Analysis	Vocabulary	Reading	Spelling	Capitalization	Punctuation	Usage	Total L Language	Visual Materials	References	Total W Work Study	Math Concepts	Math Problems	Math Computation	Total M Math	Composite
Wood Dale East (41) Grade Equiv. Score	2.1 31	2.0 25	2.2 46	2.4 61	2.7 72	2.3 49	2.2 25	2.2 37	2.3 40	2.5 68	2.5 67	2.5 69	2.2 35	2.3 54	1.9 9	2.2 36	2.2 42
Wood Dale West (39) Grade Equiv. Score	3.0 95	2.9 84	2.9 90	3.3 97	3.5 97	3.0 88	3.1 89	3.7 98	3.3 95	3.1 93	2.8 87	2.9 89	2.8 88	2.8 92	2.3 63	2.6 85	3.0 94
Wood Dale North (20) Grade Equiv. Score	2.2 39	1.9 20	2.0 29	2.2 45	2.5 61	2.2 40	1.9 7	2.3 44	2.2 30	2.4 59	2.0 24	2.2 41	1.9 9	1.7 7	1.9 9	1.8 7	2.1 31
Wood Dale South (61) Grade Equiv. Score	2.9 93	2.3 46	2.7 83	3.0 91	3.3 93	3.3 95	3.7 98	3.2 89	3.2 93	3.2 95	2.8 87	3.0 92	2.5 65	2.7 88	2.4 76	2.4 64	2.8 88
Wood Dale Central Park (44) Grade Equiv. Score	2.7 84	1.9 20	2.2 46	2.5 68	2.6 67	2.3 49	2.7 68	2.4 52	2.5 61	2.3 49	2.2 40	2.2 41	2.2 35	2.2 43	2.1 30	2.2 36	2.3 53
Wood Dale Westview (36) Grade Equiv. Score	3.0 95	2.9 84	2.8 87	3.2 96	3.2 91	3.1 91	3.7 98	3.4 93	3.3 95	3.2 95	3.0 93	3.1 95	2.6 75	2.7 88	2.2 47	2.5 77	3.0 94
Wood Dale East (32) Grade Equiv. Score	3.0 95	2.8 80	2.9 90	3.1 94	3.3 93	3.7 99	3.9 99	3.4 93	3.6 99	3.2 95	2.9 90	3.1 95	2.8 88	2.5 75	2.3 63	2.5 77	3.0 94
Wood Dale Island Park Central (67) Grade Equiv. Score	2.1 31	2.0 25	2.2 46	2.4 61	2.8 77	2.1 30	2.0 11	2.0 22	2.2 30	2.1 31	2.0 24	2.0 24	2.2 35	2.2 43	2.1 30	2.1 26	2.2 42
Wood Dale Island Park North (35) Grade Equiv. Score	1.9 20	1.8 16	2.1 37	2.2 45	2.1 33	2.1 30	1.9 7	1.8 13	1.9 11	1.9 19	1.9 18	1.9 17	1.8 9	1.8 11	2.0 16	1.8 7	1.9 17

	Listening	Word Analysis	Vocabulary	Reading	Spelling	Capitalization	Punctuation	Usage	Total L Language	Visual Materials	References	Total W Work Study	Math Concepts	Math Problems	Math Computation	Total M Math	Composite
Highland Park South (40)																	
Grade Equiv.	2.6	2.9	2.6	2.8	3.2	3.1	3.3	3.1	3.2	3.1	2.9	3.0	2.4	2.5	2.3	2.4	2.8
%tile	77	84	77	83	91	91	93	87	93	93	90	92	55	75	63	64	88
Madison (36)																	
Grade Equiv.	2.4	2.7	2.4	3.0	3.1	2.7	3.1	2.9	3.0	2.3	2.6	2.5	2.2	2.6	2.2	2.3	2.6
%tile	59	76	62	91	88	75	89	80	87	49	75	69	35	75	47	50	78
Fayette (52)																	
Grade Equiv.	2.0	2.0	2.0	2.1	2.2	2.5	2.1	2.1	2.3	2.4	2.3	2.4	2.3	1.9	1.9	2.0	2.1
%tile	25	25	29	37	41	63	17	29	40	59	49	60	45	17	9	18	31
Ann (20)																	
Grade Equiv.	3.0	3.0	2.7	3.0	3.1	2.9	2.5	3.0	2.9	3.2	2.9	3.1	2.6	2.7	2.4	2.6	2.9
%tile	95	87	83	91	88	85	50	84	84	95	90	95	75	88	76	85	91
Woman Hill (47)																	
Grade Equiv.	2.7	2.2	2.5	2.6	2.8	2.4	3.0	2.8	2.8	2.6	2.4	2.5	2.4	2.5	2.1	2.3	2.5
%tile	84	38	70	74	77	56	85	76	80	75	58	69	55	75	30	50	71
Andgren (24)																	
Grade Equiv.	2.9	2.4	2.5	2.8	2.8	2.5	2.7	2.9	2.7	2.8	2.6	2.7	2.4	2.3	2.1	2.3	2.7
%tile	93	55	70	83	77	63	68	80	75	85	75	66	55	54	30	50	83
Barter (53)																	
Grade Equiv.	2.8	2.7	2.7	2.9	3.3	2.7	3.5	3.3	3.2	2.9	2.7	2.8	2.5	2.3	2.1	2.3	2.8
%tile	89	76	83	87	93	75	96	91	93	88	82	86	65	54	30	50	88
Blure (49)																	
Grade Equiv.	3.1	2.4	2.7	3.1	3.1	3.0	3.4	2.7	3.0	3.2	2.8	3.0	2.6	2.9	2.2	2.5	2.8
%tile	96	55	83	94	88	88	95	71	87	95	87	92	75	95	47	77	88
Eachron (53)																	
Grade Equiv.	2.8	2.7	2.7	3.1	3.3	3.0	3.4	3.1	3.2	3.1	2.7	2.9	2.8	2.6	2.4	2.6	2.9
%tile	89	76	83	94	93	88	95	87	93	93	82	89	88	82	76	85	91

SCHOOL	Listening	Word Analysis	Vocabulary	Reading	Spelling	Capitalization	Punctuation	Usage	Total L Language	Visual Materials	References	Total W Work Study	Math Concepts	Math Problems	Math Computation	Total M Math	Composite
Potwin (38)																	
Grade Equiv.	2.8	3.0	2.7	3.2	3.4	2.8	3.4	3.4	3.2	2.8	2.9	2.8	2.7	3.0	2.4	2.7	2.9
%tile	89	87	83	96	95	80	95	93	93	85	90	86	83	97	76	90	91
Quincy (39)																	
Grade Equiv.	2.8	3.1	2.2	2.3	2.5	2.4	2.6	2.8	2.6	2.8	2.7	2.8	2.7	2.6	2.4	2.5	2.6
%tile	89	90	46	53	61	56	60	76	69	85	82	86	83	82	76	77	78
Quinton Heights (24)																	
Grade Equiv.	2.4	1.8	2.0	2.3	2.4	2.3	2.3	2.6	2.4	2.5	2.3	2.4	2.1	2.0	2.0	2.0	2.2
%tile	59	16	29	53	55	49	32	65	51	68	49	60	27	24	16	18	42
Randolph (44)																	
Grade Equiv.	3.0	2.3	2.8	3.2	3.4	3.5	3.8	3.8	3.5	3.2	3.0	3.1	2.6	2.9	2.3	2.4	2.9
%tile	96	46	87	96	95	98	99	99	98	95	93	95	75	95	63	64	91
Rice (20)																	
Grade Equiv.	2.5	2.1	2.0	2.4	2.3	2.4	2.2	2.8	2.4	2.8	2.6	2.7	2.3	2.4	2.2	2.3	2.4
%tile	68	31	29	61	48	56	25	76	51	85	75	81	45	65	47	50	62
Rhaner (37)																	
Grade Equiv.	2.6	2.4	2.5	2.9	3.0	3.4	3.2	2.9	3.1	2.7	2.6	2.7	2.2	2.2	2.1	2.2	2.6
%tile	77	55	70	87	85	97	91	80	90	80	75	81	35	43	30	36	78
Rtate Street (40)																	
Grade Equiv.	2.4	2.3	2.3	2.5	2.7	2.5	2.6	2.3	2.5	2.5	2.4	2.5	2.3	2.1	2.1	2.2	2.4
%tile	59	46	54	68	72	63	60	44	61	68	58	69	45	32	30	36	62
Rtout (23)																	
Grade Equiv.	3.3	3.1	3.0	3.4	3.4	3.8	3.6	3.8	3.6	3.7	3.1	3.4	2.8	2.9	2.3	2.7	3.2
%tile	98	90	93	98	95	99	97	99	99	99	96	99	88	95	63	90	98

	Listening	Word Analysis	Vocabulary	Reading	Spelling	Capitalization	Punctuation	Usage	Total L Language	Visual Materials	References	Total W Word Study	Math Concepts	Math Problems	Math Computation	Total M Math	Composite
CHOO umner																	
Grade Equiv.	2.4	1.9	2.0	2.4	2.3	2.1	2.2	2.4	2.2	2.8	2.5	2.6	2.1	1.9	2.1	2.0	2.2
%tile	59	20	29	61	48	30	25	52	30	85	67	76	27	17	30	18	42
hitson																	
Grade Equiv.	3.4	2.6	2.8	3.5	3.0	2.9	3.5	3.5	3.2	3.3	2.9	3.1	2.8	2.7	2.4	2.6	3.1
%tile	99	71	87	99	85	85	96	95	93	96	90	95	88	88	76	85	96
PS (1085)																	
Grade Equiv.	2.7	2.4	2.5	2.8	2.9	2.7	2.9	2.9	2.8	2.8	2.6	2.7	2.4	2.4	2.2	2.3	2.6
%tile	84	55	70	83	81	75	81	80	80	85	75	81	55	65	47	50	78

IOWA TESTS OF BASIC SKILLS

GRADE 3

ADMINISTERED 10/79

EXPECTED GRADE EQUIVALENT 3.1

SCHOOL	Vocabulary	Reading	Spelling	Capitalization	Punctuation	Usage	Total L Language	Visual Materials	References	Total W Work Study	Math Concepts	Math Problems	Math Computation	Total M Math	Composite
Avondale East (31)															
Grade Equiv.	3.5	3.2	3.4	3.6	3.7	3.2	3.5	3.4	3.1	3.3	3.3	3.0	3.0	3.1	3.3
%tile	71	45	59	70	72	49	63	64	45	57	51	30	18	34	57
Avondale West (45)															
Grade Equiv.	3.8	4.1	3.8	4.1	4.0	4.3	4.1	4.1	3.9	4.0	3.9	3.7	3.6	3.7	3.9
%tile	85	90	78	90	85	91	90	93	90	93	88	86	87	87	88
Belvoir (17)															
Grade Equiv.	2.5	2.9	2.7	2.8	3.2	3.0	3.0	2.9	3.0	3.0	3.0	3.1	3.0	3.1	2.9
%tile	16	25	21	21	39	37	30	29	38	35	27	39	18	34	26
Bishop (60)															
Grade Equiv.	4.2	4.4	4.2	5.0	5.0	4.6	4.7	4.3	4.2	4.3	4.1	4.0	3.6	3.9	4.3
%tile	96	97	90	99	99	96	98	97	97	98	93	95	87	94	97
Central Park (46)															
Grade Equiv.	3.5	3.7	3.6	3.4	3.8	3.6	3.6	3.4	3.6	3.5	3.2	3.2	3.2	3.2	3.5
%tile	71	75	69	58	77	68	69	64	78	72	43	50	44	45	70
Crestview (50)															
Grade Equiv.	3.7	3.7	3.6	3.7	4.0	3.9	3.8	3.6	3.5	3.6	3.5	3.6	3.4	3.5	3.7
%tile	81	75	69	75	85	80	79	76	72	77	67	81	70	76	80
Gage (55)															
Grade Equiv.	4.0	4.0	4.1	4.3	4.8	4.2	4.3	3.9	3.7	3.8	3.8	3.8	3.4	3.6	4.0
%tile	91	87	87	94	98	89	94	87	83	86	85	89	70	82	91
Highland Park Central (70)															
Grade Equiv.	3.2	3.2	3.5	3.4	3.5	3.0	3.4	3.3	3.2	3.2	3.2	3.2	3.1	3.2	3.2
%tile	53	45	64	58	60	37	57	56	52	49	43	50	30	45	49
Highland Park North (31)															
Grade Equiv.	2.8	3.2	3.2	3.2	3.6	3.2	3.3	2.9	3.0	2.9	3.1	3.0	3.0	3.0	3.0
%tile	29	45	47	46	67	49	50	29	38	29	34	30	18	24	33

IOWA TESTS OF BASIC SKILLS

GRADE 3

ADMINISTERED 10/79

EXPECTED GRADE EQUIVALENT 3.1

SCHOOL	Vocabulary	Reading	Spelling	Capitalization	Punctuation	Usage	Total L Language	Visual Materials	References	Total W Work Study	Math Concepts	Math Problems	Math Computation	Total M Math	Composite
Highland Park South (60)															
Grade Equiv.	3.6	3.4	3.6	3.5	3.7	3.8	3.7	3.6	3.3	3.5	3.2	3.1	3.2	3.2	3.4
%tile	76	58	69	64	72	76	74	76	59	72	43	39	44	45	64
Hudson (32)															
Grade Equiv.	3.3	3.5	3.7	3.7	3.7	3.2	3.6	3.2	3.4	3.3	3.3	3.2	3.4	3.3	3.4
%tile	59	64	76	75	72	49	69	49	66	57	51	50	70	57	64
Lafayette (52)															
Grade Equiv.	2.3	2.3	2.3	2.9	3.2	2.8	2.8	2.3	2.7	2.5	2.4	2.5	2.9	2.6	2.5
%tile	9	5	5	26	39	24	17	6	16	9	2	5	9	4	7
Linn (27)															
Grade Equiv.	3.2	3.5	3.7	3.9	4.1	3.5	3.8	3.4	3.5	3.4	3.3	3.2	3.2	3.3	3.5
%tile	53	64	74	84	88	64	79	64	72	65	51	50	44	57	70
Lundgren (44)															
Grade Equiv.	3.4	3.5	3.5	3.6	3.7	3.2	3.5	3.4	3.3	3.4	3.3	3.2	3.1	3.2	3.4
%tile	65	64	64	70	72	49	63	64	59	65	51	50	30	45	64
Lowman Hill (47)															
Grade Equiv.	3.4	3.6	3.5	3.7	3.4	3.5	3.5	3.5	3.4	3.4	3.0	3.0	3.0	3.0	3.3
%tile	65	70	64	75	53	64	63	71	66	65	27	30	18	24	57
McCarter (61)															
Grade Equiv.	4.0	4.0	4.2	4.1	4.5	4.1	4.2	4.0	3.7	3.8	3.7	3.7	3.4	3.6	3.9
%tile	91	87	90	90	96	86	92	90	83	86	81	86	70	82	88
McClure (67)															
Grade Equiv.	4.1	4.4	4.1	4.3	5.0	4.7	4.5	4.4	4.1	4.3	4.1	3.9	3.7	3.9	4.2
%tile	94	97	87	94	99	97	97	98	95	98	93	92	93	94	96
McEachron (54)															
Grade Equiv.	3.8	4.1	3.9	4.4	4.2	4.2	4.2	3.9	3.8	3.9	3.7	3.6	3.5	3.6	3.9
%tile	85	90	81	96	90	89	92	87	87	89	81	81	80	82	88

IOWA TESTS OF BASIC SKILLS

GRADE 3

ADMINISTERED 10/79

EXPECTED GRADE EQUIVALENT 3.1

SCHOOL	Vocabulary	Reading	Spelling	Capitalization	Punctuation	Usage	Total L Language	Visual Materials	References	Total W Work Study	Math Concepts	Math Problems	Math Computation	Total M Math	Composite
Potwin (34)															
Grade Equiv.	3.6	3.6	3.9	3.5	3.6	3.9	3.8	3.4	3.5	3.5	3.4	3.2	3.1	3.2	3.5
%tile	76	70	81	64	67	80	79	64	72	72	59	50	30	45	70
Quincy (49)															
Grade Equiv.	3.3	3.2	3.5	3.4	3.4	2.9	3.3	3.1	3.2	3.1	3.1	3.1	3.2	3.2	3.2
%tile	59	45	64	58	53	30	50	42	52	42	34	39	44	45	49
Quinton Heights (34)															
Grade Equiv.	3.0	3.2	3.2	3.4	3.6	3.4	3.4	3.1	3.1	3.1	3.1	3.2	3.0	3.1	3.7
%tile	40	45	47	58	67	59	57	42	45	42	34	50	18	34	49
Randolph (50)															
Grade Equiv.	4.3	4.5	4.3	4.5	5.0	4.6	4.6	4.6	4.3	4.4	4.3	4.1	3.5	4.0	4.4
%tile	98	98	92	97	99	96	98	99	98	99	97	97	80	97	98
Rice (20)															
Grade Equiv.	2.8	3.2	3.2	3.3	3.2	2.9	3.1	2.7	2.8	2.8	2.8	3.2	3.1	3.1	3.0
%tile	29	45	47	52	39	30	37	18	23	23	15	50	30	34	33
Shaner (40)															
Grade Equiv.	3.9	3.9	4.1	4.3	4.2	4.2	4.2	3.9	3.9	3.9	3.6	3.4	3.3	3.4	3.9
%tile	88	84	87	94	90	89	92	87	90	89	74	69	58	68	88
State Street (44)															
Grade Equiv.	3.1	3.2	3.3	3.5	3.7	3.6	3.5	3.2	3.2	3.2	3.1	3.1	3.1	3.1	3.2
%tile	46	45	53	64	72	68	63	49	52	49	34	39	30	34	49
Stout (34)															
Grade Equiv.	3.9	4.0	4.0	4.3	4.5	4.6	4.3	4.1	4.0	4.1	3.7	3.7	3.5	3.6	4.0
%tile	88	87	84	94	96	96	94	93	93	95	81	86	80	82	91

IOWA TESTS OF BASIC SKILLS

GRADE 3

ADMINISTERED 10/79

EXPECTED GRADE EQUIVALENT 3.1

SCHOOL	Vocabulary	Reading	Spelling	Capitalization	Punctuation	Usage	Total L Language	Visual Materials	References	Total W Work Study	Math Concepts	Math Problems	Math Computation	Total M Math	Composite
Sumner (36)															
Grade Equiv.	3.3	3.2	3.5	3.7	3.7	3.2	3.6	3.2	3.2	3.2	3.1	3.2	3.3	3.2	3.3
%tile	59	45	64	75	72	54	69	49	53	49	34	50	58	45	57
Whitson (53)															
Grade Equiv.	4.2	4.5	4.4	4.6	4.8	4.9	4.6	4.2	4.2	4.2	4.0	4.0	3.5	3.8	4.3
%tile	96	98	94	98	98	98	98	95	97	97	88	95	80	91	97
PS (1243)															
Grade Equiv.	3.6	3.7	3.7	3.9	4.1	3.8	3.8	3.6	3.6	3.6	3.5	3.4	3.3	3.4	3.6
%tile	76	75	74	84	88	76	83	76	78	77	67	69	58	68	75

CHOO	Vocabulary	Reading	Spelling	Capitalization	Punctuation	Usage	Total L Language	Visual Materials	References	Total W Work Study	Math Concepts	Math Problems	Math Computation	Total M Math	Composite
Highland Park South (63)															
Grade Equiv.	4.5	4.6	4.8	4.8	4.9	4.6	4.8	4.7	4.6	4.6	4.3	4.4	4.4	4.4	4.6
%tile	70	70	78	77	81	68	77	77	76	75	52	69	73	67	74
Hudson (35)															
Grade Equiv.	4.1	4.3	4.7	4.9	4.9	4.3	4.7	4.2	4.4	4.3	4.2	4.4	4.1	4.2	4.3
%tile	49	54	74	81	81	56	73	52	66	59	45	69	42	50	58
Lafayette (43)															
Grade Equiv.	3.1	3.4	3.1	3.5	3.4	3.1	3.3	3.4	3.4	3.4	3.2	3.0	3.6	3.3	3.3
%tile	9	12	4	14	8	7	8	15	11	12	3	1	6	3	7
Ann (33)															
Grade Equiv.	4.3	4.3	4.2	4.7	4.6	4.3	4.4	4.1	4.1	4.1	4.1	4.2	4.2	4.2	4.3
%tile	60	54	49	73	67	56	59	47	48	46	39	54	53	50	58
Andgren (39)															
Grade Equiv.	4.0	4.3	3.9	4.0	4.1	3.8	3.9	4.1	3.9	4.0	4.0	3.9	3.8	3.9	4.0
%tile	43	54	32	37	39	31	20	47	36	40	33	30	14	25	37
Woman Hill (39)															
Grade Equiv.	4.1	4.3	4.0	4.2	4.1	4.4	4.2	4.0	3.8	3.9	3.9	3.9	3.7	3.8	4.1
%tile	49	54	37	48	39	60	47	41	30	34	27	30	9	19	44
Carter (67)															
Grade Equiv.	5.0	5.1	4.8	4.9	4.9	5.3	5.0	5.0	4.8	4.9	4.5	4.5	4.4	4.5	4.9
%tile	89	88	78	81	81	88	84	87	84	87	66	75	73	74	86
Clure (57)															
Grade Equiv.	5.4	5.4	5.4	5.6	5.8	5.5	5.6	5.6	5.2	5.4	5.2	5.1	4.4	4.9	5.3
%tile	97	95	94	96	98	92	97	98	96	98	92	94	73	92	96
Eachron (49)															
Grade Equiv.	4.7	4.9	5.0	5.0	5.3	5.3	5.2	4.7	4.8	4.7	4.6	4.4	4.3	4.4	4.8
%tile	79	82	84	84	91	88	91	77	84	80	72	69	64	67	83

SCHOOL	Vocabulary	Reading	Spelling	Capitalization	Punctuation	Usage	Total L Language	Visual Materials	References	Total W Work Study	Math Concepts	Math Problems	Math Computation	Total M Math	Composite
Botwin (49)															
Grade Equiv.	5.0	4.9	5.1	4.4	4.9	5.0	4.9	4.7	4.4	4.5	4.5	4.5	4.3	4.4	4.8
%tile	89	82	87	58	81	81	81	77	66	70	66	75	64	67	83
Quincy (49)															
Grade Equiv.	3.7	3.9	3.8	3.9	3.8	3.8	3.9	3.8	3.9	3.9	3.7	3.6	3.7	3.7	3.8
%tile	28	30	27	31	23	31	29	30	36	34	17	14	9	14	25
Quinton Heights (31)															
Grade Equiv.	3.6	4.0	4.3	3.7	3.8	3.6	3.9	4.1	3.8	4.0	3.9	3.8	3.9	3.9	3.9
%tile	24	35	55	22	23	21	29	47	30	40	27	24	21	25	31
Windolph (50)															
Grade Equiv.	5.3	5.3	5.1	5.4	5.5	5.5	5.4	5.2	5.2	5.2	4.8	5.0	4.4	4.7	5.2
%tile	96	93	87	94	95	92	94	92	96	94	80	92	73	85	94
Worcester (18)															
Grade Equiv.	4.2	4.4	4.6	3.9	4.0	4.2	4.2	4.2	4.0	4.1	3.7	4.1	3.9	3.9	4.2
%tile	55	60	69	31	33	53	47	52	42	46	17	45	21	25	51
Wanamaker (39)															
Grade Equiv.	4.9	5.3	5.0	5.5	5.2	5.1	5.2	4.9	5.0	5.0	4.6	4.8	4.2	4.5	5.0
%tile	86	93	84	95	89	83	91	84	90	90	72	87	53	74	89
Wate Street (54)															
Grade Equiv.	4.4	4.5	4.3	4.3	4.7	4.4	4.4	4.6	4.6	4.6	4.3	4.2	4.1	4.2	4.4
%tile	65	65	55	53	72	60	59	73	76	75	52	54	42	50	64
Wheat (34)															
Grade Equiv.	4.9	5.1	5.0	5.5	4.9	5.4	5.2	4.9	5.1	5.0	4.8	4.6	4.5	4.6	5.0
%tile	86	88	84	95	81	90	91	84	93	90	80	80	81	80	89

IOWA TESTS OF BASIC SKILLS

GRADE 4

ADMINISTERED 10-79

EXPECTED GRADE EQUIVALENT 4.1

SCHOOL	Vocabulary	Reading	Spelling	Capitalization	Punctuation	Usage	Total Language	Visual Materials	References	Total W Work Study	Math Concepts	Math Problems	Math Computation	Total M Math	Composite
Sumner (31)															
Grade Equiv.	4.2	4.1	4.5	4.4	4.0	4.2	4.3	4.0	4.0	4.0	4.0	3.8	4.0	3.9	4.1
%tile	55	41	65	58	33	52	53	41	42	40	33	24	30	25	44
Whitson (50)															
Grade Equiv.	5.3	5.5	5.1	4.8	4.9	5.9	5.2	5.2	4.9	5.0	4.8	4.8	4.3	4.7	5.1
%tile	96	96	87	77	81	97	91	92	87	90	80	87	64	85	92
IPS (1225)															
Grade Equiv.	4.6	4.7	4.7	4.7	4.8	4.	4.7	4.6	4.6	4.6	4.4	4.4	4.2	4.3	4.6
%tile	75	75	74	73	77	75	73	73	76	75	59	69	53	60	74

SCHOOL	Vocabulary	Reading	Spelling	Capitalization	Punctuation	Usage	Total L Language	Visual Materials	References	Total W Work Study	Math Concepts	Math Problems	Math Computation	Total M Math	Composite
Wooddale East (33)	5.1	4.9	5.3	5.5	5.0	4.3	5.0	5.2	5.3	5.2	5.0	4.9	4.8	4.9	5.0
Grade Equiv.	48	33	54	64	37	16	39	53	56	54	35	35	22	30	40
Wooddale West (52)	6.5	6.4	6.5	6.7	6.3	6.6	6.5	6.4	6.4	6.4	6.3	6.2	6.0	6.2	6.4
Grade Equiv.	96	92	95	95	90	92	94	94	97	95	92	95	97	96	95
Alvoir (18)	4.5	4.6	4.8	4.3	4.2	4.1	4.4	4.1	4.6	4.3	4.7	4.2	4.8	4.6	4.5
Grade Equiv.	23	21	29	13	9	11	14	12	24	15	21	8	22	16	18
Maplewood (74)	6.2	6.2	6.0	5.8	6.1	6.4	6.1	6.1	5.9	6.0	5.5	5.5	5.4	5.5	6.0
Grade Equiv.	90	88	83	75	85	88	85	88	84	87	64	71	71	71	87
Central Park (41)	5.3	5.4	5.4	5.2	5.4	5.5	5.4	5.2	5.5	5.4	5.0	5.2	5.0	5.1	5.3
Grade Equiv.	56	57	59	49	57	63	59	53	67	63	35	54	35	43	58
Eastview (54)	6.1	6.3	5.9	6.6	6.3	6.4	6.3	6.4	6.1	6.3	6.0	6.2	5.5	5.9	6.2
Grade Equiv.	88	90	80	94	90	88	90	84	90	94	85	95	78	89	91
Maple (50)	6.4	6.5	6.1	6.4	6.4	6.9	6.5	6.4	6.5	6.5	5.8	6.0	5.5	5.8	6.3
Grade Equiv.	94	94	86	91	92	96	94	94	98	97	79	90	78	85	93
Maplewood Central (41)	5.2	5.2	5.3	5.1	5.3	4.9	5.2	5.0	5.3	5.2	5.2	4.9	4.9	5.0	5.1
Grade Equiv.	52	47	54	44	52	39	50	44	56	54	46	35	28	36	46
Maplewood North (28)	4.7	4.8	5.2	5.0	4.9	4.3	4.8	4.6	5.2	4.9	4.7	4.7	5.2	4.8	4.8
Grade Equiv.	30	29	49	40	32	16	29	26	51	39	21	25	54	25	29

SCHOOL	Vocabulary	Reading	Spelling	Capitalization	Punctuation	Usage	Total L Language	Visual Materials	References	Total W Work Study	Math Concepts	Math Problems	Math Computation	Total M Math	Composite
Highland Park South (46)															
Grade Equiv.	5.7	6.1	6.0	6.1	6.3	6.2	6.1	5.8	5.9	5.9	5.4	5.3	5.2	5.3	5.9
%tile	79	86	83	85	90	84	85	79	84	84	58	60	54	58	84
Ludson (38)															
Grade Equiv.	4.9	4.9	4.9	5.1	5.5	5.1	5.1	5.2	5.4	5.3	5.2	5.1	4.9	5.1	5.1
%tile	38	33	34	44	62	47	45	53	61	58	46	47	28	43	46
Lafayette (43)															
Grade Equiv.	4.7	4.6	4.7	4.6	4.8	4.2	4.6	4.2	4.8	4.5	4.5	4.5	4.6	4.5	4.6
%tile	30	21	25	22	28	13	20	14	32	22	14	17	12	12	21
Linn (30)															
Grade Equiv.	5.4	5.1	5.4	5.5	5.7	5.0	5.4	5.5	5.4	5.4	5.4	5.5	5.4	5.4	5.3
%tile	61	42	59	64	71	43	59	67	61	63	59	71	71	65	58
Lowman Hill (50)															
Grade Equiv.	5.3	5.4	5.5	5.3	5.6	5.5	5.5	5.2	5.3	5.3	5.0	5.0	4.8	4.9	5.3
%tile	56	57	63	54	67	63	63	53	56	58	35	41	22	30	58
Lyndgren (35)															
Grade Equiv.	5.6	5.4	5.2	5.4	5.8	5.5	5.5	5.8	5.7	5.7	4.9	5.1	4.8	4.9	5.4
%tile	70	57	49	59	75	63	63	79	77	77	30	47	22	30	63
McCarter (48)															
Grade Equiv.	5.8	5.9	5.4	5.4	6.0	5.9	5.7	5.7	5.8	5.7	5.7	5.7	5.4	5.6	5.8
%tile	79	80	59	59	82	75	71	75	81	77	75	80	71	76	80
McClure (70)															
Grade Equiv.	6.4	6.7	6.4	6.9	7.0	6.9	6.8	6.9	6.6	6.8	6.2	6.2	5.6	6.0	6.5
%tile	94	97	93	97	98	96	97	99	99	99	90	95	84	92	96
Eachron (46)															
Grade Equiv.	6.1	6.5	5.9	6.2	6.5	6.7	6.3	6.2	6.2	6.2	6.1	6.0	5.6	5.9	6.2
%tile	88	94	80	87	93	93	90	90	92	92	88	90	84	89	91

SCHOOL	Vocabulary	Reading	Spelling	Capitalization	Punctuation	Usage	Total L Language	Visual Materials	References	Total W Work Study	Math Concepts	Math Problems	Math Computation	Total M Math	Composite
Potwin (37)															
Grade Equiv.	6.4	6.5	6.1	5.9	6.3	6.5	6.2	6.2	6.2	6.2	5.9	6.0	5.2	5.7	6.2
%tile	94	94	86	79	90	90	88	90	92	92	82	90	54	81	91
Quincy (45)															
Grade Equiv.	4.4	4.5	4.3	4.6	4.9	4.4	4.5	4.7	4.5	4.6	5.0	4.6	4.6	4.7	4.6
%tile	20	18	12	22	32	19	17	30	20	26	35	20	12	20	21
Quinton Heights (36)															
Grade Equiv.	4.7	4.7	4.8	4.6	4.7	4.6	4.7	4.5	4.8	4.7	4.7	4.7	4.8	4.7	4.7
%tile	30	25	29	22	24	26	24	23	32	30	21	25	22	20	25
Randolph (48)															
Grade Equiv.	6.4	6.3	5.6	6.3	6.3	6.4	6.2	6.0	5.8	5.9	5.7	5.8	5.0	5.5	6.0
%tile	94	90	68	89	90	88	88	85	81	84	75	84	35	71	87
Rice (18)															
Grade Equiv.	4.8	4.9	4.9	4.8	5.1	5.0	4.9	5.0	5.5	5.3	5.1	4.9	4.9	5.0	5.0
%tile	34	33	34	30	42	43	34	44	67	58	40	35	28	36	40
Shaner (40)															
Grade Equiv.	6.0	6.3	6.2	6.3	6.6	6.4	6.4	6.2	6.0	6.1	5.8	5.6	5.4	5.6	6.1
%tile	85	90	89	89	95	88	92	90	87	90	79	76	71	76	89
State Street (41)															
Grade Equiv.	5.4	5.6	5.5	5.7	5.8	5.6	5.6	5.8	5.6	5.7	5.1	5.2	4.9	5.1	5.5
%tile	61	67	63	72	75	66	67	79	72	77	40	54	28	43	68
Stout (29)															
Grade Equiv.	6.1	6.2	6.1	5.9	6.1	6.4	6.1	6.1	6.2	6.2	6.1	6.1	5.8	6.0	6.1
%tile	88	88	86	79	85	88	85	88	92	92	88	93	92	92	89

IOWA TESTS OF BASIC SKILLS

GRADE 5

ADMINISTERED 10/79

EXPECTED GRADE EQUIVALENT 5.1

SCHOOL	Vocabulary	Reading	Spelling	Capitalization	Punctuation	Usage	Total L Language	Visual Materials	References	Total W Work Study	Math Concepts	Math Problems	Math Computation	Total M Math	Composite
Sumner (33)															
Grade Equiv.	5.1	5.3	4.9	5.6	5.7	5.2	5.4	5.3	5.1	5.2	5.6	5.1	5.3	5.3	5.3
%tile	48	52	34	68	71	51	59	58	46	54	70	47	63	58	58
Whitson (49)															
Grade Equiv.	6.1	6.3	6.1	5.8	6.1	6.4	6.1	6.2	6.2	6.2	5.9	5.7	5.2	5.6	6.1
%tile	88	90	86	75	85	88	85	90	92	92	82	80	54	76	89
TPS (1173)															
Grade Equiv.	5.7	5.8	5.6	5.7	5.9	5.8	5.7	5.7	5.7	5.7	5.5	5.4	5.2	5.4	5.6
%tile	75	76	68	72	79	72	71	75	77	77	64	66	54	65	72

SCHOOL	Vocabulary	Reading	Spelling	Capitalization	Punctuation	Usage	Total L Language	Visual Materials	References	Total W Work Study	Math Concepts	Math Problems	Math Computation	Total M Math	Composite
Avondale East (38)															
Grade Equiv.	6.0	5.8	5.5	6.2	6.2	5.8	6.0	5.9	5.9	5.9	5.6	5.8	5.7	5.7	5.9
%tile	46	33	23	51	51	38	43	43	41	42	22	34	24	26	38
Avondale West (50)															
Grade Equiv.	7.4	7.2	7.0	7.5	7.4	7.6	7.4	7.4	7.2	7.3	7.3	7.0	6.9	7.1	7.3
%tile	93	88	83	91	91	90	90	94	92	92	91	88	93	92	92
Belvoir (19)															
Grade Equiv.	5.4	5.6	5.1	5.1	4.8	4.4	4.9	4.8	5.2	5.0	4.8	4.9	5.2	5.0	5.2
%tile	22	26	11	12	5	4	7	10	16	11	4	7	8	6	13
Bishop (74)															
Grade Equiv.	7.4	7.5	6.9	7.1	7.1	7.5	7.2	7.2	6.8	7.0	6.5	6.9	6.5	6.6	7.1
%tile	93	93	80	82	85	89	86	90	79	86	62	85	78	75	88
Central Park (45)															
Grade Equiv.	6.0	6.1	5.4	5.9	5.8	5.4	5.6	5.9	5.5	5.7	5.8	5.5	5.5	5.8	5.8
%tile	46	46	19	39	31	25	25	43	26	34	30	21	15	22	33
Westview (41)															
Grade Equiv.	7.5	7.6	7.4	7.5	7.9	7.3	7.5	7.8	7.1	7.5	7.2	7.0	6.5	6.9	7.4
%tile	94	95	93	91	97	85	92	99	89	96	89	88	78	87	94
Wedge (43)															
Grade Equiv.	7.1	7.6	7.0	7.5	7.5	7.5	7.3	7.5	7.0	7.2	6.7	6.9	6.3	6.6	7.2
%tile	87	95	83	91	93	89	88	96	86	90	72	85	65	75	90
Wingland Park Central (39)															
Grade Equiv.	6.1	6.2	5.5	6.1	6.2	5.7	5.9	6.1	5.7	5.9	6.1	5.9	5.9	6.0	6.1
%tile	50	51	23	47	51	34	38	51	34	42	43	38	35	40	48
Wingland Park North (43)															
Grade Equiv.	5.4	5.6	5.4	5.8	5.6	5.1	5.5	5.5	5.5	5.5	5.3	5.3	5.4	5.3	5.5
%tile	22	26	19	35	23	16	22	27	26	26	13	15	12	12	21

SCHOOL	Vocabulary	Reading	Spelling	Capitalization	Punctuation	Usage	Total L Language	Visual Materials	References	Total W Work Study	Math Concepts	Math Problems	Math Computation	Total M Math	Composite
Highland Park South (40)															
Grade Equiv.	6.1	6.6	6.0	6.9	6.6	5.7	6.3	6.3	6.4	6.3	6.4	6.0	6.2	6.2	6.3
%tile	50	67	42	77	69	34	55	59	62	60	57	43	57	52	57
Hudson (29)															
Grade Equiv.	5.7	5.6	5.1	5.4	6.1	5.1	5.4	5.7	5.4	5.6	5.5	5.5	5.5	5.5	5.5
%tile	33	26	11	21	46	16	19	34	22	30	19	18	15	18	21
Lafayette (55)															
Grade Equiv.	5.3	5.5	5.3	5.7	6.4	4.7	5.5	5.5	5.6	5.5	5.2	5.1	5.3	5.2	5.4
%tile	19	23	16	31	61	8	22	27	30	26	11	11	10	9	18
Linn (30)															
Grade Equiv.	6.7	7.1	7.0	7.8	7.5	7.3	7.4	6.9	7.2	7.1	7.0	6.9	6.5	6.8	7.0
%tile	75	85	83	95	93	85	90	81	92	88	83	85	78	83	85
Lowman Hill (27)															
Grade Equiv.	5.8	5.9	5.4	5.3	6.2	5.5	5.6	5.3	6.0	5.6	5.7	5.6	5.8	5.7	5.7
%tile	37	37	19	18	51	28	25	20	45	30	26	25	29	26	29
Lundgren (30)															
Grade Equiv.	6.6	6.6	5.8	6.1	6.3	6.4	6.1	6.2	6.2	6.2	5.8	5.9	5.5	5.8	6.3
%tile	72	67	34	47	56	60	47	55	53	55	30	38	15	30	57
McCarter (74)															
Grade Equiv.	6.8	6.8	5.9	6.7	6.7	6.6	6.5	6.6	6.3	6.4	6.4	6.6	6.1	6.4	6.6
%tile	79	75	38	71	73	66	63	71	58	64	57	75	50	65	71
McClure (59)															
Grade Equiv.	7.4	7.6	6.8	7.6	7.4	7.6	7.4	7.3	6.9	7.1	6.7	6.6	6.1	6.4	7.2
%tile	93	95	77	92	91	90	90	92	83	88	72	75	50	65	90

SCHOOL	Vocabulary	Reading	Spelling	Capitalization	Punctuation	Usage	Total L Language	Visual Materials	References	Total W Work Study	Math Concepts	Math Problems	Math Computation	Total M Math	Composite
McEachron (46)															
Grade Equiv.	7.2	7.7	6.8	7.6	7.9	7.8	7.5	7.5	6.9	7.2	6.8	6.8	6.5	6.7	7.3
%tile	89	96	77	92	97	93	92	96	83	90	76	82	78	79	92
Potwin (37)															
Grade Equiv.	6.6	7.0	6.3	7.3	7.2	6.9	6.9	7.0	6.4	6.7	6.5	6.2	5.8	6.2	6.7
%tile	72	82	55	87	88	76	77	84	62	75	62	55	29	52	75
Quincy (57)															
Grade Equiv.	5.3	5.7	5.3	5.6	5.9	4.7	5.4	6.0	5.4	5.7	5.4	5.2	5.5	5.4	5.6
%tile	19	29	16	27	36	8	19	47	22	34	16	13	15	15	25
Quinton Heights (39)															
Grade Equiv.	6.0	5.9	5.9	6.1	6.2	5.4	5.9	6.1	6.0	6.0	5.8	5.7	6.0	5.8	5.9
%tile	46	37	38	47	51	25	38	51	45	46	30	29	43	30	38
Randolph (30)															
Grade Equiv.	7.3	7.5	6.8	7.8	7.4	7.7	7.4	6.9	6.9	6.9	6.8	6.7	6.1	6.5	7.1
%tile	91	93	77	95	91	92	90	81	83	83	76	79	50	70	88
Rice (14)															
Grade Equiv.	5.9	5.6	6.0	5.0	5.7	4.7	5.3	5.1	5.1	5.1	5.3	5.8	5.7	5.6	5.5
%tile	42	26	42	10	27	8	16	16	13	14	13	34	24	22	21
Shaner (39)															
Grade Equiv.	7.1	7.4	6.7	7.2	7.2	7.2	7.1	6.7	7.1	6.9	6.6	6.6	6.3	6.5	7.0
%tile	87	92	73	85	88	83	83	75	89	83	67	75	65	70	85
State Street (39)															
Grade Equiv.	6.1	6.4	5.7	6.2	6.5	5.8	6.0	6.7	6.0	6.3	6.0	6.1	6.1	6.1	6.2
%tile	50	59	30	51	65	38	43	5	45	60	38	49	50	46	52

SCHOOL	Vocabulary	Reading	Spelling	Capitalization	Punctuation	Usage	Total L Language	Visual Materials	References	Total W Work Study	Math Concepts	Math Problems	Math Computation	Total M Math	Composite
Stout (27)															
Grade Equiv.	7.2	7.4	7.2	8.0	7.9	7.5	7.6	7.5	7.0	7.3	7.2	6.8	6.7	6.9	7.3
%tile	89	92	89	97	97	89	94	96	86	92	89	82	87	87	92
Sumner (28)															
Grade Equiv.	6.3	5.8	5.9	5.8	5.4	5.1	5.6	6.6	5.4	6.0	6.2	6.2	5.8	6.1	6.0
%tile	59	33	38	35	17	16	25	71	22	46	47	55	29	46	43
Whitson (62)															
Grade Equiv.	7.3	7.6	6.8	7.7	7.8	7.8	7.5	7.8	7.0	7.4	7.4	7.3	6.7	7.1	7.4
%tile	91	95	77	93	96	93	92	99	86	94	93	95	87	92	94
TPS (1154)															
Grade Equiv.	6.5	6.7	6.2	6.7	6.8	6.4	6.5	6.6	6.3	6.5	6.3	6.2	6.1	6.2	6.5
%tile	68	71	50	71	77	60	63	71	58	68	52	55	50	52	67

EIGHTH GRADE IOWA TESTS OF BASIC SKILLS

APRIL, 1979

1,224 Students Expected Grade Equivalent 8.7

SCHOOL	Vocabulary		Reading		Math Concepts		Math Problems		Math Comp.		Total Math	
	GE	%tile	GE	%tile	GE	%tile	GE	%tile	GE	%tile	GE	%tile
*Boswell	8.3	42	8.4	42	8.4	33	8.3	36	8.2	35	8.3	35
East Topeka	6.6	3	6.9	8	7.2	7	7.1	8	7.4	10	7.2	9
Eisenhower	8.4	44	8.6	45	8.6	39	8.6	47	8.3	38	8.5	45
French	9.6	83	9.6	85	9.7	83	9.6	85	9.0	75	9.4	83
Highland Park	8.0	27	8.0	27	7.4	10	7.6	16	7.7	16	7.6	15
Holliday	7.8	27	8.0	27	8.4	33	8.1	29	8.5	48	8.4	40
Jardine	9.2	71	9.0	60	9.4	72	9.0	63	8.8	65	9.1	72
Landon	9.6	83	9.6	82	10.1	90	9.7	87	9.4	90	9.7	90
**Roosevelt	8.3	42	8.2	39	8.5	36	8.2	32	8.2	35	8.3	35
Topeka Public Schools	8.6	45	8.6	45	8.8	46	8.6	47	8.5	48	8.6	54

*Includes 33 students tested out of level

**Includes 52 students tested out of level

EIGHTH GRADE IOWA TESTS OF BASIC SKILLS

1,148 Students

Expected Grade Equivalent 8.1

OCTOBER, 1979

SCHOOL	Vocabulary		Reading		Math Concepts		Math Problems		Math Comp.		Total Math	
	GE	%tile	GE	%tile	GE	%tile	GE	%tile	GE	%tile	GE	%tile
Boswell	8.5	67	8.3	53	8.5	59	8.8	77	8.3	65	8.5	67
East Topeka	6.9	14	6.6	9	7.0	12	7.1	17	7.3	18	7.1	14
Eisenhower	7.7	36	7.8	36	7.9	36	7.8	38	7.6	28	7.8	35
French	9.1	83	9.1	81	9.0	78	8.8	77	8.3	65	8.7	75
Highland Park	7.5	29	7.3	22	7.5	24	7.5	28	7.3	18	7.4	22
Holliday	7.8	40	7.9	39	7.9	36	8.0	46	7.8	37	7.9	39
Jardine	9.0	80	8.9	75	9.2	84	9.0	83	8.5	75	8.9	82
Landon	9.0	80	9.1	81	9.0	78	9.0	83	8.4	70	8.8	79
Roosevelt	7.7	36	7.4	24	7.6	26	7.6	31	7.6	28	7.6	29
Topeka Public Schools	8.3	59	8.2	50	8.3	51	8.3	58	8.0	47	8.2	54

OWA TESTS OF BASIC SKILLS GRADE 6 ADMINISTERED 1/16/78 EXPECTED GRADE PLACEMENT 6.40

	Vocab.	Comp.	Spell.	Capit.	Punct.	Usage	Test L Language	Map	Graphs	Knowl. Ref.	Total Test W	Math Conc.	Math Prob.	Total Test M	Composite V,R,W,M
CHOOLO															
Eachron															
GDPL	6.99	7.26	7.30	7.36	7.54	6.91	7.29	7.21	7.35	7.11	7.23	7.12	6.64	6.91	7.14
%ile	61.2	65.0	63.1	63.0	66.3	58.0	65.4	64.5	66.6	61.1	66.6	62.8	56.7	61.4	65.9
arkdale															
GDPL	5.38	5.67	5.51	4.73	5.52	4.92	5.18	5.56	5.36	5.79	5.57	5.05	4.88	4.99	5.36
%ile	33.7	34.5	35.9	23.5	36.5	27.6	28.7	34.6	32.7	35.7	33.5	22.6	22.3	21.3	28.8
olk															
GDPL	5.36	5.75	6.04	5.53	5.66	4.79	5.51	6.07	5.51	5.81	5.79	5.65	5.27	5.49	5.58
%ile	32.1	35.0	43.3	34.5	38.4	26.1	34.3	44.0	35.8	37.0	38.0	35.3	30.6	32.6	32.5
otwin															
GDPL	6.55	7.00	6.99	6.65	7.16	6.32	6.79	7.13	7.05	6.98	7.05	6.55	6.54	6.57	6.79
%ile	54.3	59.9	57.6	51.8	60.0	49.1	56.5	63.0	62.1	58.8	63.0	52.2	53.4	54.3	58.7
incy															
GDPL	5.74	6.10	5.94	5.68	6.06	5.11	5.71	5.98	5.96	6.26	6.06	5.84	5.94	5.91	5.90
%ile	38.4	42.4	42.5	36.1	45.0	31.0	38.2	43.3	43.1	45.5	44.6	37.3	41.9	40.5	40.1
inton Heights															
GDPL	5.94	5.89	5.78	6.10	6.24	5.55	5.93	6.72	5.82	6.36	6.30	6.34	6.05	6.21	6.05
%ile	42.5	39.8	38.9	42.7	46.7	37.4	41.1	56.6	41.6	46.1	47.8	44.5	43.5	43.7	42.0
ndolph															
GDPL	7.78	7.83	7.82	7.84	8.44	7.78	7.98	7.99	8.10	7.99	8.03	8.25	7.88	8.09	7.94
%ile	74.3	73.5	71.2	69.9	79.4	70.0	76.0	76.7	76.9	74.2	79.1	81.4	78.7	82.7	79.3
ce															
GDPL	6.24	6.13	5.92	6.51	6.28	6.61	6.36	5.83	6.25	6.33	6.14	5.49	5.61	5.57	6.09
%ile	47.3	43.1	41.0	49.2	48.2	52.7	49.0	40.2	47.8	46.9	46.2	30.5	35.4	32.2	44.3
ate Street															
GDPL	5.63	6.32	6.09	6.22	6.44	5.73	6.13	6.08	6.37	6.38	6.28	6.10	6.20	6.18	6.11
%ile	37.9	47.6	44.6	45.8	50.1	39.8	45.5	44.9	49.7	47.7	48.8	42.9	47.8	47.0	45.3

- a. Test Name: Sequential Tests of Educational Progress (STEP)
Series II, 1969
- b. Description: Tests provide progressive measurement in major educational areas. The two sub-tests used in The Topeka Public Schools were measures of reading and understanding: meaning of words, analysis and interpretation, and mathematics computation: fundamental operations with intergers, fractions, decimals, percent, evaluating formulas, inequalities and exponents.
- c. Author: Cooperative Test Division, Educational Testing Services, Princeton, New Jersey 08541. (Now published by Addison-Wesley Publishing Co., South Street, Reading, Massachusetts 01867)
- d. Scored by: U.S.D. No. 501 Data Processing Services; and in 1977-78 by National Computer Systems, Minneapolis, Minnesota.
- e. Responsible for selection: A district-wide test committee composed of: James F. Ccder, Director of Guidance Services, Chairman; Dr. David Hurt, Emporia State University, Consultant; Dr. Don Dorrell, Director of Instructional Services; John Rotz, Teacher; Dr. Frank Wilson, Elementary School Principal; Duff Wagoner, Counselor; Dick Driver, Instructional Specialist for Mathematics; Steve Ingram, Counselor; Carol Wilson, Teacher; Larry Wills, Instructional Specialist for Social Studies; Frank Blackburn, Junior High School Principal; Everett Cook, Area Director; Stan Martin, Instructional Specialist for Science; Lee Norris, High School Administrator; Donna Vausbinder, Counselor; and Sherry Webber, Teacher.
- f. Average Scores by School:

Median test scores are not available. The mean or average score by school is presented in percentile ranks based on national norms.

SEQUENTIAL TESTS OF EDUCATIONAL PROGRESS (STEP) GRADE 11 ADMINISTERED 4-1-76

<u>SCHOOL</u>	<u># Tested</u>	<u>Reading</u>	<u>Math Computation</u>
Highland Park High	320	29th %tile	23rd %tile
Topeka High	453	39th %tile	36th %tile
Topeka West	381	54th %tile	49th %tile
Topeka Public Schools .	1154	41.18%tile	39.52%tile

SEQUENTIAL TESTS OF EDUCATIONAL PROGRESS (STEP) GRADE 8 ADMINISTERED 4-1-76

<u>SCHOOL</u>	<u># Tested</u>	<u>Reading</u>	<u>Math Computation</u>
Boswell	190	39th %tile	38th %tile
Capper	82	45th %tile	49th %tile
East Topeka	90	18th %tile	22nd %tile
Eisenhower	176	30th %tile	34th %tile
French	139	49th %tile	45th %tile
Highland Park	88	36th %tile	31st %tile
Holliday	128	23rd %tile	28th %tile
Jardine	227	43rd %tile	38th %tile
Landon	130	59th %tile	60th %tile
Roosevelt	127	30th %tile	34th %tile
Topeka Public Schools	1377	37.88%tile	37.53%tile

SEQUENTIAL TESTS OF EDUCATIONAL PROGRESS
 Step Series II - 3/28/77
 Percentile
 11th Grade

HIGH SCHOOL	# TESTED	READ.	SPELL.	CAP. & PUNCT.	SC & P	ENG. EXP.	MATH COMP.	MATH BASIC	SCIENCE
Highland Park	356	25	25	19	20		23		
Topeka High	410	39	37	36	35		36		
Topeka West	398	47	45	41	41		44		
Topeka Public Schools	1,164	37	36	33	32		35		

SEQUENTIAL TESTS OF EDUCATIONAL PROGRESS
 Step Series II - 3/28/77
 Percentile
 8th Grade

Junior High School	# TESTED	READ.	SPELL.	CAP. & PUNCT.	SC & P	ENG. EXP.	MATH COMP.	MATH BASIC	SCIENCE
Boswell	150	30	28	27	27	29	31	36	28
East Topeka	115	10	18	15	14	11	15	11	11
Eisenhower	177	36	36	25	29	27	29	26	33
French	181	45	36	32	33	35	42	44	41
Highland Park	96	24	18	19	16	18	24	26	26
Holliday	101	23	22	21	19	18	29	26	28
Jardine	204	49	41	54	47	37	36	47	50
Landon	156	56	50	48	50	50	53	61	50
Roosevelt	128	30	28	25	25	23	34	36	33
Topeka Public Schools	1,308	36	33	32	31	29	34	37	35

(STEP) Sequential Tests of Educational Progress
 Percentile Rank for the 8th and 11th Grades

1977-78

SCHOOL	READING	WRIT SPELL	WRIT PUNCT	WRITING TOTAL	ENGLISH EXPRESS	MATH COMPU	MATH COMCPTS	SOCIAL STUDIES
<u>JUNIOR HIGH</u>								
Boswell	39	39	34	35	31	37	36	36
East Topeka	15	18	13	12	11	15	14	15
Eisenhower	30	33	32	31	29	31	33	34
French	52	47	45	47	42	45	53	47
Highland Park	24	20	15	15	15	18	16	19
Holliday	28	30	25	27	25	28	23	32
Jardine	45	30	36	35	35	43	44	43
Landon	56	47	48	47	47	55	58	52
Roosevelt	15	18	15	14	15	24	14	15
Total Jr. Highs	36	33	32	31	29	36	36	34
<u>HIGH SCHOOL</u>								
Highland Park	25	29	26	25	--	23	--	--
Topeka High	41	43	38	39	--	36	--	--
Topeka West High	49	43	41	39	--	44	--	--
Total High Schools	39	37	34	35	--	36	--	--

- a. Test Name: Stanford Achievement Test: High School Basic Battery, Grades 9-12; 1965-66
- b. Description: Test items require the student to show comprehension of concepts and principles in English, numerical competence, and reading. (Other sub-tests available but not used district-wide in Topeka include science, social studies, and spelling.)
- c. Author: Eric F. Gardner, Jack C. Merwin, Robert Callis, and Richard Madden; Harcourt Brace Jovanovich, Inc., 757 Third Avenue, New York, N.Y. 10017.
- d. Scored by: U.S.D. No. 501 Data Processing Services.
- e. Responsible for selection: Dr. Percy Sillin, Director of Guidance Services, and a committee of counselors and teachers. (The names of committee members are no longer a part of the records.)
- f. Average Scores by School:

Median test scores are not available. The mean or average score by school is presented in percentile ranks based on national norms.

Stanford Achievement Tests, Grade 11		Administered 3/11/74		
<u>School</u>	<u>No. of Students</u>	<u>English</u>	<u>Numerical Competence</u>	<u>Reading</u>
Highland Park	334	24	22	24
Topeka High	449	36	32	40
Topeka West	339	48	46	48
Topeka Public Schools	1182	43.7	40.6	41.5

Tests of Achievement and Proficiency
October, 1979 - Grade 11

<u>SCHOOL</u>	<u># Students</u>	<u>Reading Comprehension</u>	<u>Mathematics</u>
Highland Park High Nat'l. %tile Rank	293	12	18
Topeka High Nat'l. %tile Rank	343	37	43
Topeka West High Nat'l. %tile Rank	416	82	81
Topeka Public Schools Nat'l. %tile Rank	1052	47	52

- a. Test Name: Tests of Achievement and Proficiency, Form T, 1978
- b. Description: Tests designed to provide appraisal of student progress toward widely accepted secondary school goals in the basic skills and basic curricular areas of reading comprehension, mathematics, written expression, and the using of sources of information.

(The publisher states: "Throughout the tests' developmental stages, test items were reviewed for possible bias by Houghton Mifflin staff and by representatives of minority groups. After the tests were assembled, they were systematically reviewed by a panel of minority group representatives, and changes were made to remove potential sources of bias. As a part of the national standardization program, empirical studies of difficulty-discrimination differences across racial/ethnic groups are being conducted.")

- c. Author: Prepared at the University of Kansas under the direction of Dr. Dale P. Scannell, Dean of the School of Education, in cooperation with Oscar M. Hough, Alvin H. Schild, and Gilbert Ulmer. Houghton Mifflin Company, Boston, Test Editorial: Iowa City (now Riverside Publishing Company, Lombard, Illinois).
- d. Scored by: Westinghouse Learning Corporation, Highway 1 and I-80, Iowa City, Iowa 52240.
- e. Responsible for selection: District-wide test committee chaired by James F. Coder, Director of Guidance Services (names listed under Iowa Tests of Basic Skills).
- f. Average Scores by School:

Median test scores are not available. The mean or average scores by school are presented in percentile ranks based on national norms for the two years these tests have been administered in The Topeka Public Schools.

Tests of Achievement and Proficiency
October, 1978 - Grade 11

<u>SCHOOLS</u>	<u># Students</u>	<u>Reading Comprehension</u>	<u>Mathematics</u>
Highland Park High Nat'l. %ile Rank	302	26	18
Topeka High Nat'l. %ile Rank	343	58	64
Topeka West High Nat'l. %ile Rank	413	74	81
Topeka Public Schools Nat'l. %ile Rank	1058	54	56