

Case  
L. 33

IN THE UNITED STATES DISTRICT COURT  
FOR THE DISTRICT OF KANSAS

OLIVER BROWN, et al.,	)	
	Plaintiffs,	)
	)	
and	)	
	)	
CHARLES and KIMBERLY SMITH, minor	)	
children, by their mother and next	)	
friend, LINDA BROWN SMITH, et al.,	)	No. T-316
	Intervening	)
	Plaintiffs,	)
	)	
vs.	)	
	)	
BOARD OF EDUCATION OF TOPEKA,	)	
SHAWNEE COUNTY, KANSAS,	)	
et al.,	)	
	Defendants.	)
	)	

---

ANSWER OF UNIFIED SCHOOL DISTRICT NO. 501  
TO PLAINTIFF-INTERVENORS' INTERROGATORY  
NO. 9 [a-e, g, o, s & t]

9. State separately for each school year in existence and for each school year during the school years from [1950-51] to 1979-80, the following:
- a. Name and address of the school
  - b. Date of original construction
  - c. Date of opening
  - d. Description of school by:
    - 1. Size of school building and grounds
    - 2. Number and sizes of classrooms
    - 3. Number and type of other facilities in the school including but not limited to science laboratories, libraries, gymnasiums, auditoriums and workshops
    - 4. Outdoor recreational facilities, such as tennis courts, football fields, etc.
  - e. Date of closing
  - g. Student capacity
  - o. Identify for each closed school all documents and memoranda utilized by the Defendant as a basis for justifying such closing. State the clocation and custodian of each such document or memoranda listed

- s. Whether since the original construction, any additional classrooms or other facilities have been constructed to the schools. If the answer is in the affirmative, state:
1. The date of construction
  2. The type and description of the addition
  3. The cost of construction of the addition and the amount of funds from each source used in the construction
  4. The number of students the facility and the addition were designed to accommodate and the increase in student capacity with the facility addition
  5. How much additional space was obtained by construction of the addition, and what was the space utilized for
  6. Whether the additional capacity was needed to accommodate students transferred from other schools
  7. Whether the additional facility was needed to accommodate an increase in enrollment in the school due to increase in student population within the attendance zone for the school
  8. State any other reasons for the construction of the additional facilities
- t. Whether portable classrooms have been used by the schools. If the answer is affirmative, state:
1. The total number of portable classrooms that have been used by the school
  2. The date the portable classrooms were installed at the school site
  3. The period of time the portable classrooms were in use
  4. The number of students accommodated by each portable classroom and the increase in student capacity with the portable classrooms
  5. Whether the portable classrooms were utilized to accommodate students which were reassigned from other schools. If the answer is affirmative, state the schools from which the students were reassigned
  6. Whether the portable classrooms were utilized to accommodate an increase in enrollment of the school due to an increase in the student population in the attendance area for the school
  7. Please state any other reasons for the use of the portable classrooms

ANSWER:

Attached hereto is the response of Unified School District No. 501 to subparts a-e, g, o, s & t of Interrogatory No. 9, which was prepared under the direction and supervision of Michael D. Tribbey, General Director of Planning and Evaluation Services, with the assistance of Ted Clark, Director of Facilities Planning/Transportation; Gerald Miller, Director of Demographic Services; Debi Smith, Secretary, Planning and Evaluation

Services; Donna Hayek, Secretary, Facilities Planning/Transportation; and Kay Oliver, Secretary.

Attachment A contains the information requested by subparts a, b, c, d 1, and e of Interrogatory No. 9.

Attachment B contains the available information requested by subparts d 2-3 relative to number and sizes of classrooms for schools in operation since, and beginning with, the 1950-51 school year. The information contained in Attachment B is for two school years, 1980-81 (blue) and 1974-75 (yellow).

Attachment C contains the information requested by subpart d 4 for the secondary schools of U.S.D. No. 501. Outdoor recreational facilities for the District's elementary schools are not itemized, since they all have, or had, playing fields for physical education activities and recess, baseball backstops for softball, and various types of playground equipment.

The information requested by subpart g, student capacities for schools currently in operation (1980-81 school year), is contained in Attachment D. The capacities provided are termed "estimated instructional capacities" or EICs -- they are not maximum capacities -- and are based generally on 24 students or fewer per regular classroom space at the elementary and middle school levels and 25 students or fewer per regular classroom space at the high school level. Capacities for schools not currently in operation, and for schools currently in operation for prior years, may be found in the documents submitted in response to Interrogatories 19, 20 and 24. Caution should be exercised in attempting to compare the current EIC of a school for previous years with the capacity indicated in those documents for the following reasons:

1. One or more additions to the facility(ies) may have been constructed during the interim.
2. The interior space of a facility may have been changed. In the past several years an attempt has been made to provide small instructional spaces in all schools for counseling, special education, special reading, and other individual or small group activities, which would reduce the overall capacity of the facility for the regular instructional program.

3. It was common in the fifties, sixties, and even early seventies to use 30 students per regular classroom to determine the capacity of a facility. A capacity calculated in such a way would now imply a "maximum capacity" rather than an "effective instructional capacity."
4. Capacities are now based primarily on the instructional program currently operating in a facility rather than just on the interior space of a facility.

In response to subpart o, the following schools have been closed as regular attendance center since the 1950-51 school year: (a) Boswell, Capper, Crane, Curtis, East Topeka, Highland Park, Holliday, and Roosevelt junior high schools and (b) Buchanan, Central Park, Clay, Grant, Lincoln, McKinley, Monroe, Parkdale, Pierce, Polk, Sheldon, Van Buren, and Washington elementary schools. Specific dates of closing are set forth in response to Interrogatory No. 9e eithin Attachment A.

For all schools closed prior to 1958 all records of materials and/or criteria used as a basis for justifying the school's closing are found in official Board of Education minutes. Official minutes are maintained by the Clerk of the Board at the Topeka Public Schools Administrative Center, 624 S.W. 24th Street, Topeka, Kansas.

For all schools closed since 1958 all records of materials and/or criteria used as a basis for justifying the school's closing are found in official Board of Education Minutes and/or one or more of the following documents:

1. Four-step Plan for Terminating the Segregation of Students, Topeka Public Schools, Topeka, Kansas, 1953-56.
2. Topeka Schools Plan -- A Study of School Building and Site Needs, Bureau of Educational Research, University of Denver, Denver, Colorado, April, 1958.
3. A Study in the Reduction of Optional Areas: Topeka Public Schools, December, 12, 1963.
4. Five-Year Projection of Building Needs, The Public Schools of Topeka, Topeka, Kansas, May, 1966.
5. Recommendations for Attendance Area Changes, 1967-68, and Steps Implementing Some Building Priority Requirements of the 1966 Five-Year Building Study, The Topeka Public Schools, Topeka, Kansas, January 1, 1967.
6. Five-Year Projection of Building Needs, The Topeka Public Schools, Topeka, Kansas, May, 1967.
7. Five-Year Projection of Building Needs, The Topeka Public Schools, Topeka, Kansas, May, 1968.

8. Projection of Building and Site Needs, The Topeka Public Schools, Topeka, Kansas, June, 1969.
9. Capital Improvements Report, Unified School District No. 501, Topeka, Kansas, 1973.
10. Tentative Plan for a More Perfect Unitary School System for Topeka Unified School District No. 501 for Implementation at the Beginning of the 1974-75 School Year, Topeka Public Schools, Topeka, Kansas, April 30, 1974.
11. Proposed Short-range Facilities Plan, Unified School District No. 501, Topeka, Kansas, December 3, 1974.
12. Long-range Facilities Plan, The Topeka Public Schools, Topeka, Kansas, March 17, 1975.
13. Capital Improvements Report 1975-76, Topeka Public Schools, Topeka, Kansas, April 6, 1976.
14. Long-range Facilities Plan -- Proposed 1976-77 Revision, Topeka Public Schools, Topeka, Kansas, undated.
15. Capital Improvements Report -- Facilities Planning Study -- 1976-77, Topeka Public Schools, Topeka, Kansas, November 17, 1976.
16. Long-range Facilities Plan -- 1977-78 Revision, Topeka Public Schools, Topeka, Kansas, undated.
17. 1977-78 Capital Improvements Report, Topeka Public Schools, Topeka, Kansas, undated.

Copies of the preceding documents have been provided in response to Interrogatory Nos. 19, 20 and 24. The original documents are maintained in the Topeka Public Schools Planning and Evaluation Services office located in the Topeka Public Schools Administrative Center. As indicated previously, official Board of Education minutes are maintained by the Clerk of the Board of the Administrative Center.

Attachment E contains the information requested by subparts s 1-3 and 5. In general, using current capacity criteria, the addition of a regular classroom at the elementary or middle school levels provides effective instructional space for an additional 24 students--25 students at the high school level.

The information requested by subparts t 1-3 is provided in Attachment F. In response to subpart t 4, using currently used facility capacity criteria for an effective instructional program, the typical portable classroom will accommodate 24 students at the elementary and middle school levels and 25

students at the high school level. The estimated instructional capacity of a school would, therefore, increase by 24 students per portable classroom at elementary and middle school levels and 25 students per portable classroom at the high school level.

In response to subparts s 6-8 and t 5-7, both additions and portable classrooms have been provided for the following reasons:

1. To accommodate either an expected or unexpected increase in student population of the attendance area serving the school.
2. To accommodate changes in the educational/instructional program such as the addition of special education, music, counseling, etc.
3. To replace, either permanently or temporarily, facilities destroyed by natural or man-made causes.
4. To accommodate additional students from changes in school attendance areas such as when schools are closed. (For additions only--portable classrooms are not normally provided to a school to accommodate additional students from a closed school).

It is difficult, if not impossible, to determine with any definitiveness which of these reasons was responsible for a specific addition to a facility or the placement of a specific portable classroom. In general, portable classrooms are only used for emergency situations, and additions are constructed when the enrollment of a school is projected to be stable and an addition is needed for an improved instructional program, or continuing increases in enrollment are expected, and no adjustments in attendance area boundaries for the school are feasible.


V E R I F I C A T I O N

STATE OF KANSAS        )  
                                  )    ss:  
COUNTY OF SHAWNEE    )

The undersigned, of lawful age, being first duly sworn upon his oath, deposes and states:

That he is General Director of Planning and Evaluation Services for Unified School District No. 501, that he has read the answer to Interrogatory No. 9 [a-e, g, o, s & t] of Intervening Plaintiffs' Interrogatories--First Set which was prepared under his general direction and supervision and such answer is true and correct to the best of his knowledge and belief.

Further affiant saith not.

  
Michael D. Tribbey




Subscribed and sworn to before me this 24<sup>th</sup> day of July, 1981.

  
Notary Public

my appointment expires:  
4-24-83

C E R T I F I C A T E   O F   S E R V I C E

The undersigned hereby certifies that a true and correct copy of the above and foregoing ANSWER OF UNIFIED SCHOOL DISTRICT NO. 501 TO PLAINTIFF-INTERVENORS' INTERROGATORY NO. 9 [a-e, g, o, s & t] was served by hand delivering the same this 3<sup>d</sup> day of July, 1981, to attorneys for Intervening Plaintiffs by serving Richard Jones, Jones & Jones, 724 1/2 Kansas Avenue, Topeka, Kansas 66603.

  
K. Gary Sebelius  
of Eidson, Lewis, Porter & Haynes  
1300 Merchants National Bank Bldg.  
Topeka, Kansas 66612  
(913) 233-2332

Attorneys for Unified  
School District No. 501

RESPONSE TO  
INTERROGATORY NO. 9  
ATTACHMENT A



BASIC INFORMATION RELATIVE TO SCHOOLS  
OPERATED IN USD 501 SINCE THE 1950-51 SCHOOL YEAR

Name of School	Address of School	Date of Construction (Opening)	Size of Facility(ies) (Sq. Ft.)	Size of Site (Acres)	School Year of Closing*
Highland Park Senior High	2424 California Ave.	1950	163,296	43.0	
Topeka Senior High	800 W. Tenth	1931	252,443	12.3	
Topeka West Senior High	2001 Fairlawn	1961	167,041	38.6	
Boswell Junior High	1301 Boswell Ave.	1923	48,523	3.3	1980-81
Capper Junior High	1900 Hope Street	1940	51,669	8.0	1976-77
Chase Middle	2250 State Street	1980	81,317	10.9	
Crane Junior High	1620 Tyler	1929	38,767	2.5	1975-76
Curtis Junior High	316 W. Grant Street	1927	35,767	3.2	1975-76
East Topeka Junior High	1210 E. 8th Street	1936	58,605	3.2	1980-81
Eisenhower Junior High	3305 Minnesota Ave.	1961	74,099	18.3	
French Junior High	5257 W. 33rd Street	1970	71,900	19.3	
Highland Park Junior	2640 Indiana	1935	40,587	2.4	1980-81
Holliday Junior High	2301 E. Laurent Street	1928	37,262	3.0	1980-81
Jardine Junior High	33rd & Wayne	1961	74,099	26.0	

\*First school year facility closed as a regular attendance center

Name of School	Address of School	Date of Construction (Opening)	Size of Facility(ies) (Sq. Ft.)	Size of Site (Acres)	School Year of Closing*
Landon Junior High	731 Fairlawn Road	1963	53,635	19.0	
Robinson Middle ✓	1125 W. 14th Street	1980 ✓	72,050	1.5	
Roosevelt Junior High	200 Quinton Blvd.	1926	38,927	3.8	1980-81
Avondale East Ele- mentary	455 Golf Park	1954	34,782	6.8	
Avondale Southwest Elementary	1600 W. 34th Street	1957	24,664	7.4	
Avondale West Ele- mentary	3229 Westview	1954	26,577	7.6	
Belvoir Elementary	2401 SE 11th Street	1967	33,000	5.4	
Bishop Elementary	3601 W. 31st Street	1965	29,943	7.9	
Buchanan Elementary	12th & Buchanan Streets	1921	10,445	1.2	1959-60
Central Park Ele- mentary	15th & Buchanan Streets 1125 W. 14th Street	1906	30,309	1.5	1980-81
Clay Elementary	635 Clay Street	1926	18,808	1.7	1975-76
Crestview Elementary	2200 Eveningside Dr.	1954	35,889	8.0	
Dawson Elementary	3600 Seward Avenue	1960 ✓	8,300	1.6	1966-67
Gage Elementary	3028 W. 8th Street	1928	24,545	5.0	
Grant Elementary	1231 Eugene Street	1937	26,847	2.7	1977-78

\*First school year facility closed as a regular attendance center.

Name of School	Address of School	Date of Construction (Opening)	Size of Facility(ies) (Sq. Ft.)	Size of Site (Acres)	School Year of Closing*
Highland Park Central Elementary	2714 Indiana Ave.	1916	34,137	3.0	
Highland Park North Elementary	1921 Indiana Ave.	1955	27,486	4.5	
Highland Park South Elementary	1400 E. 34th Street	1955	39,575	4.5	
Hudson Elementary	2400 Highland Ave.	1963	22,912	20.0	
Lafayette Elementary	420 California Ave. 500 Locust	1957	30,500	5.8	
Lincoln Elementary	5th & Madison Streets	1916	39,500	1.3	1962-63
Linn Elementary	200 E. 40th Street	1964	25,221	6.3	
Lowman Hill Ele- mentary	11th & Mulvane Streets 1101 Garfield Ave.	1902 1959	18,775 24,225	1.3 2.3	
Lundgren Elementary (original name Oakland-changed in 1961)	1020 Forest	1950	32,411	2.6	
Lyman Elementary	2032 N. Kansas Ave.	(Received Annexation 1963; De-annexed to Seaman District 1967)			
McCarter Elementary	5512 W. 16th Street	1957	35,013	6.8	
McClure Elementary	2529 Chelsea	1962	33,073	7.7	
McEachron Elementary	4433 W. 29th St. Terr.	1959	25,511	8.2	

\*First school year facility closed as a regular attendance center.

Name of School	Address of School	Date of Construction (Opening)	Size of Facility(ies) (Sq. Ft.)	Size of Site (Acres)	School Year of Closing*
McKinley Elementary	Western Ave. & Laurent	1907	24,545	1.3	1955-56
Monroe Elementary	15th & Monroe Streets	1927	19,947	2.0	1975-76
Oakland Elementary	(See Lundgren)	1949			
Parkdale Elementary	1115 E. 10th Ave.	1924	31,774	4.0	1978-79
Pierce Elementary	2255 Jefferson	Annexed 1957	No Record	.5	1959-60
Polk Elementary	W. 12th & Polk Streets 1234 Polk Street	1880 1962	15,070	1.3	1979-80
Potwin Elementary	208 Elmwood	1949	20,609	2.2	
Quincy Elementary	Quincy & Fairchild 1500 N. Quincy Streets	1904 1962	28,800 est. 31,126	2.4 3.0	
Quinton Heights Elementary	26th & Buchanan Streets 2331 S. Topeka Blvd.	1906 1954	23,786	4.8	
Randolph Elementary	1400 Randolph	1927	28,136	4.1	
Rice Elementary	520 Norwood	1949	26,795	4.7	
Seabrook Elementary (See Capper Junior)	W. 19th & Mission				
Sheldon Elementary	1155 Seabrook Ave.	1957	20,327	2.5	1977-78
State Street Elementary	500 Sumner Street	1941	28,886	3.7	
Shaner Elementary (See Avondale Southwest)	1600 W. 34th Street				

\*First school year facility closed as a regular attendance center

Name of School	Address of School	Date of Construction (Opening)	Size of Facility(ies) (Sq. Ft.)	Size of Site (Acres)	School Year of Closing*
Stout Elementary	2303 College Ave.	1955	23,245	6.6	
Southwest Elementary (See Whitson)	1725 Arnold				
Sumner Elementary	330 Western Ave.	1935	31,306	1.8	
Van Buren Elementary	1601 Van Buren	1910	13,277	1.0	1964-65
Washington Ele- mentary	11th & Washington	1910	12,500est.	1.0	1962-63
Whitson Elementary	1725 Arnold	1952	49,529	6.3	

\*First school year facility closed as a regular attendance center

RESPONSE TO  
INTERROGATORY NO. 9  
ATTACHMENT B

. 1980-81  
ROOM UTILIZATION SURVEY  
FOR  
REGULAR INSTRUCTIONAL FACILITIES

Senior High Schools



RECEIVED

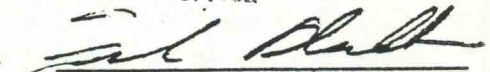
FEB 3 1981

ROOM UTILIZATION SURVEY

PLANNING & EVALUATION  
OFFICE

Topeka High School  
School or Building

January 23, 1981  
Date

  
Principal's Signature

Room Number	Size (Sq. Ft.)	Present Use	Room Number	Size (Sq. Ft.)	Present Use
103	1512	Debate	107 (gym)	9918	Main Gym
104	506	Social Studies	G	966	Weights
105	990	Typing	H	779	Handball
106	990	Business	136	7728	Student Cafeteria
102	990	Typing	107(I)	4785	Pool
101	420	Financial Sect.	107(A)	4563	Girls Locker
100	874	Main Office	107(C)	5226	Boys Locker
100	874	Switch Board	218	3456	Small Gym
100A	279	Assoc. Principal	218(D)	1518	Corrective Gym
100B	210	Secretary	217	504	Social Studies
100C	300	Principal	215	1100	Business
129	769	Division II	214	506	Coop
128	630	Adult Education	211	506	Business
119	1100	Language Arts	210	616	Language Arts
121	871	Science	209	630	Foreign Language
122	297	Science Office	226	943	Home Economics
123	840	Science	225	1166	Home Economics
124	810	Science	223	952	Home Economics
125	820	Science	222	920	Home Economics
126	710	Science	312	1632	Art
133 & 120	1147	Teacher Cafeteria	313	1474	Art
118	517	Language Arts	318	1144	Art
114	700	I. A. Classroom	311 & 314	2028	Art Display
113	1000	Materials & Process	319	931	Language Arts
112	4131	Woodworking	321	736	Mathematics
111	2016	Metal Shop	322	736	Mathematics
115	1200	Mech. Drawing	323	736	Mathematics
108	525	Driver Education	324	650	Mathematics
109	966	Electrical Room	325	650	Mathematics

ROOM UTILIZATION SURVEY

Topeka High School  
School or Building

January 23, 1981  
Date

  
Principal's Signature

Room Number	Size (Sq. Ft.)	Present Use	Room Number	Size (Sq. Ft.)	Present Use
326	650	Mathematics	213	1144	Home Economics
327	372	Math Office	212	400	Special Education
328	550	Social Studies	202	1034	Physics
329	810	Mathematics	201	553	Science
330	891	Mathematics	200	841	Book Room
331	550	Mathematics	236	769	Division III
332	4186	Music Instr.	234	927	Social Studies
333	517	Social Studies	235	8081	Media Center
334A	1755	Special Education	224	483	Model Apt.
334	1072	Social Studies	232	791	Social Studies
335	949	Social Studies	231	550	Language Arts
337	169	Division IV	230	550	Language Arts
300	616	Special Education	229	765	Language Arts
301	825	Chemistry	228	3024	Music Vocal
302	450	Chemistry	227	1820	Reading Lab
303	169	Career Office	221	1325	Special Education
304	616	Language Arts	220	2250	Special Education
305	300	Lang. Arts Office	219	907	Journalism
306	2647	Social Studies			
307	572	Language Arts			
308	629	Language Arts			
309	616	Language Arts			
310	440	Language Arts			
137	720	Nurse Office			
208	483	Foreign Language			
207	2647	Alt. Ed.			
206	462	Foreign Language			
205	891	Language Arts			
204	169	Division I			

ROOM UTILIZATION SURVEY

Highland Park High School  
School or Building

2/10/81  
Date

\_\_\_\_\_  
Principal's Signature

Additional Rooms since 1974:

Room Number	Size (Sq. Ft.)	Present Use	Room Number	Size (Sq. Ft.)	Present Use
136	720	Reading Lab			
137	720	Reading Lab			
141	1425	Vocal Music			
145	720	Drafting			
232	780	Math			
132B	720	Extended Learnings			

SCHOOL FACILITIES SURVEY

Part I: Current Room Utilization and Condition

Highland Park High School  
(School)

Column A	Column B	Column C	Column D	Column E	Column F	Column G	Column H	Column I
Room Number	Size of Room (Sq. Ft.)	Present Use	Number of Periods Occupied Daily	Percent of Time in Use	Average Number of Students Per Class (S/C)	Effective Instructional Capacity (EIC)	Difference (EIC - S/C)	General Condition of Room
103 ✓	648 ✓	English clsm.	5	83 1/3	24.2	21.6	+2.6	
104 ✓	378 ✓	Lang. Lab-L.R.	5	83 1/3	6.2	12.6	-6.4	
107	200	Teachers Lounge						
108 ✓	720 ✓	English clsm.	5	83 1/3	27.6	24	+3.6	
109 ✓	840 ✓	English clsm.	5	83 1/3	32	28	+4.	
110 ✓	840 ✓	English clsm.	5	83 1/3	31.4	28	+3.4	
111 ✓	720 ✓	English clsm.	5	83 1/3	21.6	24	-2.4	
112 ✓	720 ✓	English clsm.	5	83 1/3	22.8	24	-1.2	
113 ✓	720 ✓	English clsm.	5	83 1/3	32	24	+8.	
S-1 ✓	1296 ✓	Sci.-Foreign L.	6	100	19	43.2 30	-24.2	
S-3 ✓	1296 ✓	Science	5	83 1/3	20.4	43.2 30	-22.8	
S-4 ✓	1296 ✓	Science	5	83 1/3	29.2	43.2 30	-14.	
S-6 ✓	1296 ✓	Science	5	83 1/3	24.6	43.2 30	-18.6	
S-7 ✓	1296 ✓	Science	5	83 1/3	24.6	43.2 30	-18.6	
S-8 ✓	1296 ✓	Science	5	83 1/3	28.8	43.2 30	-14.4	
118 ✓	550 ✓	Bus. Ed.	3	50	20	16.6	+3.4	
119 ✓	770 ✓	Typing	4	66 2/3	28.5	23.3	+5.2	
120 ✓	770 ✓	Bus. Ed.	5	83 1/3	28.2	23.3	+4.9	
* 126	1440	Special Ed.	5	83 1/3	34	48 30	-14.	
A-1 ✓	540 ✓	Art - Ceramics	2	33 1/3	19	18	+1.	
A-2 ✓	810 ✓	Art	5	83 1/3	22.6	27	-4.4	
A-3 ✓	720 ✓	Art	5	83 1/3	25.6	24	+1.6	
132A-B ✓	1248 ✓	Eng.-Soc. St.	6	100	35.5	41.6 30	-6.1	
133 ✓	780 ✓	Soc. Studies	6	100	24.3	26	-1.7	
134 ✓	780 ✓	Soc. Studies	5	83 1/3	32	26	+6.	

SCHOOL FACILITIES SURVEY (Continued)

Column A	Column B	Column C	Column D	Column E	Column F	Column G	Column H	Column I
136 ✓	720 ✓	English clsm.	5	83 1/3	21.4	24	-2.6	
137 ✓	720 ✓	English clsm.	5	83 1/3	22	24	-2.	
143 ✓	838 ✓	Dr.Ed. clsm.	5	83 1/3	32.8	27.9	+4.9	
144 ✓	1710 ✓	Inst. Music	5	83 1/3	26.8	57	-30.2	
145 ✓	1225 ✓	Mech. Dr.	4	66 2/3	25	<del>37.1</del> 30	-12.1	
148 ✓	1386 ✓	Metals	4	66 2/3	19.7	<del>46.2</del> 30	-26.5	
149 ✓	2520 ✓	Auto. Mech. Info	5	83 1/3	33.4	<del>84</del> 30	-50.6	Need more space
151 ✓	1881 ✓	Woodwork	6	100	26.6	<del>62.7</del> 30	-36.1	
141 ✓	2647 ✓	Stagecraft	1	16 2/3	21	<del>88.2</del> 30	-67.2	
152 ✓	630 ✓	Ag. Rel. Occ.	5	83 1/3	21.8	21.	+0.8	
202 ✓	504 ✓	Bus. Ed.	4	66 2/3	16.7	16.8	-0.1	
203	504	Student wk.rm.						
204 ✓	696 ✓	Bus. Ed.	5	83 1/3	20	23.2	-3.2	
207 ✓	798 ✓	Bus. Ed.	5	83 1/3	24	26.6	-2.6	
208 ✓	567 ✓	Soc. Stu.	5	83 1/3	31.2	18.9	+12.3	
209 ✓	567 ✓	Math	5	83 1/3	18.6	18.9	-0.3	
210 ✓	567 ✓	Math	5	83 1/3	22	18.9	+3.1	
211 ✓	567 ✓	Math	5	83 1/3	22	18.9	+3.1	
215 ✓	768 ✓	Home Ec.	6	100	19.2	<del>32</del> 30	-12.8	
216	378	Social Living						Very poor
217 ✓	960 ✓	Home Ec.	6	100	16.8	<del>40</del> 30	-23.2	
219 ✓	720 ✓	Journalism-Eng	5	83 1/3	19.8	24	-4.2	
220 ✓	780 ✓	Soc. Stu.	5	83 1/3	31.2	26	+5.2	
221 ✓	780 ✓	Home Ec.	6	100	23.7	<del>32.5</del> 30	-8.8	Inadequate space
222 ✓	780 ✓	Soc. St.	5	83 1/3	32	26	+6.	
223 ✓	1008 ✓	Soc. St.	5	83 1/3	29	<del>33.6</del> 30	-4.6	
224 ✓	780 ✓	Home Ec.	4	66 2/3	25.3	<del>32.5</del> 30	-7.2	
225 ✓	780 ✓	Home Ec.	5	83 1/3	23.6	<del>32.5</del> 30	-8.9	
229 ✓	729 ✓	Eng. clsm.	4	66 2/3	26.3	24.3	+2.	
232 ✓	576 ✓	Vocal Music	5	83 1/3	29.8	19.2	+10.6	
E. Gym ✓	8600 ✓	P.E.	6	100	80.8	71.6	+9.2	
	1984	Dressing room						
	1208.4	Team Locker rm.						
W. Gym ✓	8844 ✓	P.E.	6	100	76	73.7	+2.3	
	1125	Utility rm.						
Cafe	4071							
H-1 ✓	2732.4 ✓	Health	6	100	50.8	<del>91</del> 30	-40.2	good

SCHOOL FACILITIES SURVEY (Continued)

Column A	Column B	Column C	Column D	Column E	Column F	Column G	Column H	Column I
Nurse Of.	360							
Library	4000 ✓							
Auditorium	4620							
Division I:								
Rec. Area	252							
Prin. Of.	60							
Wk. Rm.	72							
Counselor	48							
Div. II:								
Rec. Area	252							
Prin. Of.	60							
Wk. Rm.	72							
Counselor	48							
Div. III:								
Rec. Area	324							
Prin. Of	36							
Counselor	36							
Counselor	36							
Prin. Of.	308	Main Office & Assoc. Prin. Complex						
Rec. Area	460							
	770							
Security	54							
								Room too small Room too small Room too small

RECEIVED

JAN 20 1

PLANNING & EVALUATION  
OFFICE

ROOM UTILIZATION SURVEY

Topeka West High School  
School or Building

January 19, 1981  
Date

*[Signature]*  
Principal's Signature

Room Number	Size (Sq. Ft.)	Present Use	Room Number	Size (Sq. Ft.)	Present Use
A100	1000	Offices	C304	900	Language Arts
A101	1600	Home Ec.	C305	900	Language Arts
A102	700	Social Studies	C306	900	Social Studies
A103	700	Industrial Arts	C307	900	Social Studies
A104	1500	Home Ec.	C308	900	Language Arts
A105	500	German	C309/310	400	Conf.
A106	1200	Home Ec.	D400	1600	Dr. Ed.
A108	1000	Art	D401	900	Math
A111	1000	Art	D402	900	Language Arts
A112	1400	Music	D403	900	Math
A113	3800	Music	D404	900	Social Studies
A114	600	Music	D405	900	Math
A116	2300	Industrial Arts	D406	900	Language Arts
A118	2400	Industrial Arts	D407	900	Spanish
A119	1150		D408	900	Reading
A120	1760		D409/410	400	Conf.
Aud	4000	Stagecraft	S501	1200	Science
B200	1600	Spanish/Lang. Arts	S502	1200	Science
B201	900	Language Arts	S503	1500	Science
B202	900	Math	S504	1500	Science
B203	900	Language Arts	S505	1200	Science
B204	900	French	S506	1200	Science
B205	900	Math	E600	1600	Business
B206	900	Social Studies	E601	900	Business
B207	900	Math	E602	900	Business
B208	900	Social Studies	E603	900	Home Ec.
B209/210	400	Workroom, conf., offices	E604	900	Math
C300	1600		E605	900	Language Arts
C301	900	Social Studies	E606	900	Language Arts
C302	900	Math	E607	900	Math
C303	900	Lang. Arts	E608	900	Math

ROOM UTILIZATION SURVEY

Topeka West High School  
School or Building

January 19, 1981  
Date

  
Principal's Signature

Room Number	Size (Sq. Ft.)	Present Use	Room Number	Size (Sq. Ft.)	Present Use
E609/610	400	Conf.			
G700(BMT)	2310	Art			
F800 (Cafe BMT)	700	Stagecraft			
LARGE GYM	45,762	Physical Ed.			
SMALL GYM	10,528	Physical Ed.			
LIBRARY	6000	Library			
G714	400	Clinic			
F800 CAFE (BMT)	700	Stagecraft			
ANX 1	900	Alternative Ed			
ANX 2	900	Language Arts			
ANX 3	900	Language Arts			
ANX 4	900	Language Arts			
ANX 5	900	Language Arts			
ANX 6	900	Social Studies			
ANX 7	900	Social Studies			
ANX 8	900	LD, PSA, Hearing Imp.			
ANX 9	900	Social Studies			
S. Alcove	700	Language Arts			




Junior High Schools

NEW BUILDING OCCUPIED  
FOR SCHOOL YEAR 1980-81

ROOM UTILIZATION SURVEY

Chase Middle School  
School or Building

January 16, 1981  
Date

  
Principal's Signature

Room Number	Size (Sq. Ft.)	Present Use	Room Number	Size (Sq. Ft.)	Present Use
B101	835	Language Arts	Mech Rm East	672	Mechanical Room
B102	835	Lang Arts/Soc Stu			
B103	826	Alternative Educ	Mech Rm South	320	Mechanical Room
B104	759	Lang Arts/Reading			
B105	809	Social Studies	Mech Rm North	350	Mechanical Room
B106	873	Language Arts			
B107	924	Typing/Business	Mech Rm West	816	Boiler Room
A108	953	Social Studies			
C109	953	Language Arts	Mech Rm West (Anx)	256	Mechanical Room
C110	1045	Reading			
D111	1204	Science	Boys RR East	274	Restroom
D112	1088	Science			
D113	841	Mathematics	Boys RR Commons	272	Restroom
D114	841	Mathematics			
D115	841	Mathematics	Girls RR East	274	Restroom
E116	835	Special Educ			
E117	835	Special Educ	Girls RR Commons	272	Restroom
E118	472	Special Educ			
E119	1440	Art	Sp Educ RR		Restroom
E120	1522	Home Ec/Foods			
E121	1579	Home Ec/Clothing	Tornado Shelter	5000	Tornado Shelter and Phy Tng Center
E122	1932	Music			
F123	3420	Ind Arts (Wood and Metals)	Nurse's Clinic	220	Nurse's Clinic
F124	653	Health	Stage	592	Presentations and 2 pds of guitar class
Commons	3872	Special Activities/Assemblies/Hot Lunch Program	Kitchen	1206	Preparation and serving of hot meals
Media Center	2011	Media Services	Gym	11,000	Phy Ed, Assemblies, Athletics, Misc activities

ROOM UTILIZATION SURVEY

Chase Middle School  
School or Building

January 16, 1981  
Date

Jack Strukel  
Principal's Signature

Room Number	Size (Sq. Ft.)	Present Use	Room Number	Size (Sq. Ft.)	Present Use
Science Storage	100	Store science supplies/Equip	Teacher Plan Rm	520	Planning Room
Science Office	120	Science teacher prep space	Teacher/Secretary Work Rm	190	Typing/machines/ etc
Science Green Rm	90	Plant Room	Faculty RR's		
Storage Rms			Men	40	
Athletic	336	Gym apparatus/equip	Women	40	
Girls	200	Store girls athletic supplies/equip	Teacher Teaming Rm	220	Teacher Preparation and Team Meetings
Boys	200	Store girls athletic supplies/equip	Principal's Office	176	
Off Season Storage	168	Store athletic off season supplies/equip	Coordinators' Office	134	Office for Activities & Curriculum Coord's
Outside equipment storage	324	Storage space for outdoor athletic equipment/net/supplies	Office Conference Room	220	Conferences (staff/ others)
Girls Locker Rm	1800	Girls dressing/shower/ RR/first aid/office	Testing Room	100	Testing (evaluations) and Time Out Room
Boys Locker Rm	1800	Boys dressing/shower/ RR/first aid/office	Secretarial Outer Office	624	School Office Area
Counselor offices	144 144	Mr Evans/counselor Mrs Walker/counselor			

ROOM UTILIZATION SURVEY

Eisenhower Middle School  
School or Building

January 23, 1981  
Date

*John W. Fusil*  
Principal's Signature

Room Number	Size (Sq. Ft.)	Present Use	Room Number	Size (Sq. Ft.)	Present Use
B100	800	Reading, English	D307	1000	Reading
B101	825	English Social Studies	D309	800	Social Studies
B102	800	Flex	D310	500	Counselors Office
B103	825	P.S.A.	D311	225	Learning Resources
B104	800	Math	A100	1716	Industrial Arts
B105	825	Science Health	A102	1716	Industrial Arts
B106	1000	Reading	A104	900	Lounge
B107	825	English	A105	1440	Music
B108	800	Social Studies	A106	1020	Art
B110	500	Counselors Office	Gym	8046	Physical Ed.
B111	225	Alternative Ed.	Office	609	
C200	810	Home Economics	Clinic	300	
C202	1000	Home Economics	Prin. Office	192	
C203	660	Math Gifted	Asst. Prin. Office	132	
C204	672	Math Science	Quiet Room	340	
C205	690	Science	Multi- Purpose Room	3150	
C209		Dining Hall			
C211		Dining Hall			
Library	1584	Library			
D300	825	Reading			
D301	800	English			
D302	825	Math			
D303	800	Social Studies			
D304	825	Math			
D305	800	Learning Resources			
D306	825	English			

ROOM UTILIZATION SURVEY

French Middle School  
School or Building

January 22, 1981  
Date

  
Principal's Signature

Room Number	Size (Sq. Ft.)	Present Use	Room Number	Size (Sq. Ft.)	Present Use
101	900	Academic Classrm.			
102	900	" "			
103	900	" "			
104	900	" "			
105	1296	Science Lab.			
106	1296	" "			
107	882	Academic Classrm.			
108	1386	Instrumental Music			
109	1350	Art			
(Girls Dressing)	1670	G. Dressg. Room			
111	4590	Girls Gym			
First floor	3240	Academic Classrm.			
201	900	" "			
202	900	" "			
203	900	" "			
204	900	" "			
205	1260	" "			
206	1584	Sewing Room			
207	1260	Foods Room			
208	1296	Drawing Room			
209	2376	Wood Shop			
210	2376	Metal Shop			
211	4590	Boys Gym			
(Boys Dressing)	1670	B. Dressg. Room			
Curric & Act. Coord					
Offices	200	Offices			
Commons-Cafeteria	6965	(Auditoruim, Lunchrm, hallway)			
Kitchen	2143	Food preparation			
Media	4500	Media Center			
Counselor Office	70	Counselor			
Clinic	400	Clinic			
Main Office	900	Offices			

RECEIVED  
I

ROOM UTILIZATION SURVEY

JARDINE MIDDLE SCHOOL  
School or Building

Jan. 19, 1981  
Date

*Ralph Clark*  
Principal's Signature  
Ralph Clark

Room Number	Size (Sq. Ft.)	Present Use	Room Number	Size (Sq. Ft.)	Present Use
<u>A-OFFICES</u>			C-201	3734	Library
Principal	192	Principal	C-203	1020	Science
Activities	132	Activities Director	C-205	1020	Science
Curriculum	364	Curriculum Coord.	C-200	900	Home Economics
Outer Office	1130	Secretaries	C-202	1200	Home Economics
Clinic	400	Nurse	C-204	648	Math
Metal Shop	1716	Ind. Arts.	C-209	1152	West Cafeteria
Wood Shop	1716	Ind. Arts	C-24	960	East Cafeteria
Gym	8046	Phy. Ed.	C-212	1462	Kitchen
Auditorium	3150	Large Group Activities	D-301	900	PSA
Music	1440	Instrumental & Vocal Music	D-303	900	Typing
A-401	945	Art	D-305	900	Math
A-402	900	Teachers lounge & workroom	D-307A	288	Testing
Boys Locker Room	1809	Dressing Room	D-307	900	Math
Girls Locker Room	1809	Dressing Room	D-309	900	GTC & Speech
Boiler Room	720	Furnace	D-300	900	English, S.S., Math
B-101	900	English	D-302	900	Math, Flex, Health
B-103	900	Reading	D-304	900	EMH
B-105	900	Social Studies	D-308	736	Counselor's office
B-110	736	Counselors office	D-306	900	Time Out Room
B-107	900	English			
B-100	900	English			
B-102	900	Reading			
B-104	900	Social Studies			
B-106	900	Alternative Ed.			
B-106A	288	Learning Resources			
B-108	900	Self Contained Learning Resources			

ROOM UTILIZATION SURVEY

Landon Middle School  
School or Building

Jan. 23, 1981  
Date

*Jance L. Bowers*  
Principal's Signature

Room Number	Size (Sq. Ft.)	Present Use	Room Number	Size (Sq. Ft.)	Present Use
A101	200	Counselor Office	D102	1620	Music Room - Band, Chorus, Guitar, Orchestra
A103	108	Principal's Office			
A106	450	General Office			
A109	1300	Classroom - Sci.			
A111	126	Clinic			
			E023	960	Typing Room
			E037	2880	Industrial Arts Shop
B101	900	Classroom - EMH			
B102	864	Classroom - Art, Alt. Ed.			
B103	900	Classroom - Soc.St. Alt. Ed.	Gym	8640	Physical Education
B104	900	Classroom - Eng., Study Skills			
B105	900	Classroom - Math, Soc.St.	X-01	860	Classroom - Math, FLEX
B106	900	Classroom - Eng., Math	X-02	860	Classroom - Eng., Study Skills
B107	900	Classroom - Soc.St.	X-04	860	Classroom - GTC, L.D.
B108	1440	Classroom - Eng., Reading			
			Lib.	4200	Media Center
			Audi-torium	5000	Large Group Activities
C101	900	Classroom - Sci., ISS room			
C102	900	Classroom - Home Ec., Science			
C103	900	Classroom - Math			
C104	810	Classroom - Foods Lab			
C105	900	Classroom - Math, Soc.St.			

ROOM UTILIZATION SURVEY

Robinson Middle  
School or Building

1-23-81  
Date

John L. Manning  
Principal's Signature

Room Number	Size (Sq. Ft.)	Present Use	Room Number	Size (Sq. Ft.)	Present Use
100	525	OFFICE	126	50	Storage
101	180	OFFICE	127	1026	Science
102	242	Conference Room	128	1026	Science
103	130	OFFICE	129	200	Storage
104	65	Reception room	130	1620	Special ed
105	180	OFFICE	131	1608	Special ed
106	180	OFFICE	132	200	Custodian
107	180	OFFICE	133	975	unified Studies
108	1800	Lounge	134	975	unified Studies
109	378	work Room	135	975	unified Studies
110	1466	Teacher Prep Area	136	975	unified Studies
111	180	Nurses office	137	1080	reading
112	2200	Music	138	1080	GTC
113	900	ALT Ed.	139	1080	Learning Resources
114	1400	Reading	140	1080	math Lab
115	887	MATH.	141	1080	Math Lab
116	887	unified studies	142	1080	Typing
117	887	unified Studies	000	4785	Commons
118	887	unified Studies	800	3422	Ind Arts
119 } 120 } 121 } 122 }	5555	Library Areas	002 } 007 }	1740	Food Service
003			50		Custodians closet
004			842	Careers Lab	
005			1500	art	
123	50	Closet	006	1500	Tornado Shelter
124	1336	Food Lab			
125	1334	Clothing Lab			



Elementary Schools

RECEIVED

JAN 20 1981

PLANNING & EVALUATION  
OFFICE

ROOM UTILIZATION SURVEY

Avondale East  
School or Building

1/16/81  
Date

*Winfred Tidwell*  
Principal's Signature

Room Number	Size (Sq. Ft.)	Present Use	Room Number	Size (Sq. Ft.)	Present Use
EK	1435	Title Reading	127	783	Reading Room
SK	1420	Kindergarten	114	1560	Media Center
101	790	Second Grade		192	Health Room
102	773	First Grade		175	Teachers Lounge
103	790	Special Education		96	Counselor
104	778	Special Education		150	Office Area
105	790	Second Grade			
106	790	Third Grade			
107	790	First Grade			
109	790	Third Grade			
116	788	Special Education			
117	788	Music Room			
118	788	Fourth Grade			
119	788	Fourth/Fifth Grade			
120	788	Special Education			
121	788	Zone Office			
122	788	Fifth Grade			
123	788	Parent Room			
124	788	Sixth Grade			
125	788	Fifth/Sixth Grade			
126	783	Band Room			

RECEIVED

JAN 23 1981

PLANNING & EVALUATION

ROOM UTILIZATION SURVEY

AVONDALE WEST  
School or Building

1/16/81  
Date

*Claude Ritchie*  
Principal's Signature  
Claude Ritchie

Room Number	Size (Sq. Ft.)	Present Use	Room Number	Size (Sq. Ft.)	Present Use
101	720	Classroom Gr. 3	Clinic	120	Health Services
102	720	" PSA		180	Counselor's Office
103	720	" SCLD	Aud. Multi Purpose Room	4,374	P.E. Lunchroom Assembly, etc.
104	720	LD Resource Reading		210	Teacher's Work room
105	720	Classroom Gr. 1-2		255	Office Complex and storage
106	432	Teacher's Lounge			
107	720	String classes Speech, GTC Testing			
108	720	Classroom Gr. 1			
109	720	" Gr. 2			
111	1350	" Kn.			
201	720	" Gr. 4-5			
202	720	" Gr. 5			
203	720	" Gr. 4			
204	720	" Gr. 6			
205	720	" Gr. 3-4			
206	720	Media Center			
209	912	" "			
207	720	Classroom Gr. 6			
South Annex	720	Spec. Services, Band, Speech			
North Annex	720	Vocal Music			

RECEIVED

JAN 20 1981

PLANNING & EVALUATION  
OFFICE

ROOM UTILIZATION SURVEY

Belvoir Elementary  
School or Building

January 16, 1981  
Date

*W. J. Drilling*  
Principal's Signature

Room Number	Size (Sq. Ft.)	Present Use	Room Number	Size (Sq. Ft.)	Present Use
100	915	Kdgn. Class (●)	Office	80	Counselor
101	780	Zone 4 Office	Office	90	Clinic
102	157.5	Sp. Reading	Office	70	Breakfast/Lunch Secretary/ T-I Aide
103	780	Sp. Ed. Class			
104	240	L.D.	Office	264	Outer Office
105	780	Sp. Ed. Class	Office	308	Principal' Office
106	900	6th. Gd. Class	Office	42	Supply Storage
107	900	Gen. Music/Band Strings	Gym	5,670	Phy-Ed., Breakfast, Lunch, Programs, etc.
108	900	5th. Gd. Class	Stage	864	Various programs/ Storage-Desks, Chairs
109	900	4th. Gd. Class		170	Book Storage Rm.
110	900	Primary I Class		98	Serving Kitchen
111	900	Primary 3 Class			
112	900	Primary I Class			
113	900	Special Ed. Class			
114	626	Teachers' Work Rm.			
115	900	Primary 2 Class			
116	360	Conference Rm/Inst.			
117	900	Gifted Program for Area A Students			
118	2,240	Media Center			
119	900	Title I Classroom			

RECEIVED

JAN 20 1981

PLANNING & EVALUATION  
OFFICE

*Forrest D. Gerlach*  
Principal's Signature

ROOM UTILIZATION SURVEY

Bishop Elementary  
School or Building

January 16, 1981  
Date

Room Number	Size (Sq. Ft.)	Present Use	Room Number	Size (Sq. Ft.)	Present Use
109, 126-127, 143	285, 1798, 630	Lib. Media Center, Lib. Media Center & Learning Disabil. Lib. Media Center			
112	1247	Kdgn.			
116	150	Reading/Counseling			
117	800	Gr. Level 3			
118	891	Gr. Level 3			
119	891	Gr. Levels 1-2			
120	800	Gr. Level 2			
121	800	Gr. Level 1			
122	891	Gr. Level 1			
123	891	Gr. Level 2			
124	800	Vacant-Reserved for Special Ed.			
136	150	Secretary's office			
137	136	Principal's office			
139	120	Nurse's office			
141	324	Teachers' Lounge			
130	2400	Multipurpose: P.E. Band, Orch., Lunch			
I-108	270	Teachers Planning			
I-118	607	General Music			
I-120	6843	Intermediate Levels 4,5,6 - 9 class areas			

RECEIVED

1

ROOM UTILIZATION SURVEY

CRESTVIEW ELEMENTARY  
School or Building

January 16'81  
Date

*Samuel Brown*  
Principal's Signature

Room Number	Size (Sq. Ft.)	Present Use	Room Number	Size (Sq. Ft.)	Present Use
101	672	Sixth Grade	116	672	First Grade
102	672	Sixth Grade	117	672	Second Grade
103	672	Non-Catagoric Autistic Sp.Ed.	118	672	First Grade
104	672	Fourth-Fifth Grade	119	672	Hearing Impaired Primary Level
105	672	Fifth Grade	120	672	Second Grade
106	672	Hearing Impaired Intermediate	121	672	L.D.S.C. Third & Fourth Grade
107	672	Third-Fourth Grade	M.P.	3000	Physical Education Lunch Auditorium
108	672	Music Therapy & Small Groups Room	Office	266	Outer Office
109	672	Fourth Grade	Office	130	Prin. Office
110	672	Vocal Music	Clinic	150	Health Room
111	72	Entry way Time Out Space	Conf.	150	Speech Partial Sighted
111A	200	Counselor Psychologist Social Worker	Work Room	289	Teachers Lounge Prep.
111B	400	L.D. Resource & Special Reading			
112	672	Band Gifted-Talented Speech			
113	1156	Media Center			
114	672	Third Grade			
115	1156	Kindergarten			

RECEIVED

1

ROOM UTILIZATION SURVEY

GAGE  
School or Building

Jan. 17, 1981  
Date

*Anneth R. Tanski*  
Principal's Signature

Room Number	Size (Sq. Ft.)	Present Use	Room Number	Size (Sq. Ft.)	Present Use
101	660	Classroom Grade 1	M.P. Room	2772	Physical Educ. Lunch Room Instrumental Music Music Therapy Other Large Group Activities
102	660	Classroom Grade 2-3			
103	660	Classroom Grade 1	201	660	Classroom Grade 3
104	660	Vocal Music Instrumental Music Storage	202	660	Classroom Grade 4
105	374	Teachers' Lounge Kitchen for Hot Lunch	203	660	Classroom Grade 4
Health Room	157	Health Room	204	660	Classroom Grade 5-6
Office Complex	724	Office Outer Office Workroom Conference Room a. Counselor b. Speech Therapy c. G.T.C. d. Testing	205	660-	Classroom Grade 6
			206	660	Classroom Grade 5
			207	672	Classroom Grade 2
107	1292	Library	208	576	Classroom P.S.A. 5-6
108	1020	Kindergarten	209	210	Special Reading Learning Resource Instruction

RECEIVED

JAN 21

ROOM UTILIZATION SURVEY

Highland Park Central  
School or Building

January 20, 1980  
Date

*Virgil J. Funk*  
Principal's Signature

Room Number	Size (Sq. Ft.)	Present Use	Room Number	Size (Sq. Ft.)	Present Use
100	300	Speech/Music Therapy	125	990	Kindergarten
101	900	Primary 2/3	127	990	Kindergarten
102	900	Primary 1	132-133	1450	Media Center
103	900	Primary 2	136	2520	Multi Purpose Room
104	900	Primary 1	Lounge	400	Teachers
105	900	Reading/LD Lab	Office Complex	1450	Secretary/Nurse Counselor/Storage/ Workroom/Principal
106	900	Intermediate 4			
107	900	Title I Lab			
108	900	Primary 1			
109	900	Primary 3			
110	900	Primary 1			
111	900	Intermediate 6			
112	900	Intermediate 6			
113	700	Music K-6			
114	700	Intermediate 4			
115	700	Primary 2			
116	700	Intermediate 5			
117	700	Special ED. LD 3/4			
118	700	Special ED. PSA 3/4			
119	700	Primary 3			
120	700	Intermediate 5			
121	840	Special ED EMH 1/2			
123	840	Kindergarten			



RECEIVED

JAN 23 1981

PLANNING & EVALUATION  
OFFICE

ROOM UTILIZATION SURVEY

Highland Park North Elementary  
School or Building

1/21/81  
Date

*Pauline Mulrow*  
Principal's Signature

Room Number	Size (Sq. Ft.)	Present Use	Room Number	Size (Sq. Ft.)	Present Use
1	169	Office, Reception	32	792	Second
2	169	Office, Principal	Multi-Purpose	2700	P. Education and Lunchroom
3	117	Guidance	Shelter	196	Shelter
3A	117	Workroom	Kitchen	115.5	Kitchen
4	1242	Kindergarten	Multi-Purpose Room	150	Tables and chairs
6	442	Lounge	Storage		
7	170	Nurse			
8	75	Storage			
9	90	Custodial			
10	2060	Media			
11	240	Workroom			
12	255	Reading Resource			
13	792	Fifth & Sixth			
14	792	Fourth			
15	792	EMH Level II			
16	792	PSA Level II			
17	792	Sixth			
18	792	Fifth			
19	792	Title 1			
20	792	Vocal Music, Band, Study Room			
25	792	Learning Disabilities			
26	792	First			
27	792	Speech, Study Room, Adaptive P. E.			
28	792	Music Therapy, Strings, Custodial Storage			
29	792	Third & Fourth			
30	792	Second & Third			
31	792	First & Second			

ROOM UTILIZATION SURVEY

Highland Park South  
School or Building

January 23, 1981  
Date

*Barton L. Denver*  
Principal's Signature

Room Number	Size (Sq. Ft.)	Present Use	Room Number	Size (Sq. Ft.)	Present Use
Downstairs Gym, Shelter	3,828	Physical Education Tornado Shelter	18	792	Classroom, Music
Downstairs Storage #1	1,083	Physical Education Storage and Office	19	792	Classroom, Spare Room
Downstairs Storage #2	2,137.5	Storage	20	792	Multiple Uses Classroom, 4
Boiler Room	456	Heating	21	792	Classroom, 2
1	169	Secretary's Office	22	262.5	Classroom, LR
2	169	Principal's Office	23	957	Classroom, 1
3	247	Conference, Storage	24	957	Classroom, 3
4	2,852	Media Center	25	957	Classroom, 3 & 4
5	132	Speech Room	26	957	Classroom, 1
6	204	Counselor's Room	27	957	Classroom, 2
7	110.5	Nursing Room	28	957	Classroom, Reading
8	2,520	Multi-Purpose Room	29	792	Classroom, EMH
9	110.5	Kitchen	30	792	Classroom, 4
10	792	Classroom, 5 & 6	31	468	Teachers' Workroom
11	792	Classroom, 6	32	1,116	Classroom, Kindergarten
12	792	Classroom, PSA			
13	792	Used by Classroom Cloth. Bank			
14	792	Classroom, LDSC			
15	792	Used by Classroom, C. Bank			
16	792	Classroom, 5			
17	792	Classroom, 5			

RECEIVED

1

ROOM UTILIZATION SURVEY

Hudson Elementary School  
School or Building

January 19, 1981  
Date

*Jack Blus*  
Principal's Signature

Room Number	Size (Sq. Ft.)	Present Use	Room Number	Size (Sq. Ft.)	Present Use
101	900	Classroom, Gr. 5/6	Principal Office	81	Principal
102	900	Classroom, Gr. 5	Outer Office	162	Secretary
103	900	Classroom, Gr. 6			
104	900	Classroom, Gr. 4			
105	900	Classroom, Gr. 4			
106	900	Classroom, Gr. 3			
107	900	Media Center			
108	900	Classroom, Gr. 2/3			
109	900	Classroom, Gr. 1			
111	900	Classroom, Gr. 1/2			
113	1080	Kindergarten			
Annex 1	713	Learning Resource			
Annex 2	713	Title I			
Annex 3	713	Remedial Reading, Speech, Band & Academically Talented			
Multi-Purpose	2400	Gym & Lunchroom			
Lounge	120	Lounge			
Health Room	144	Nurses Office			
Work Room	162	Storage & Work Room			
Stage	1080	Storage & Plays			
Counselors	54	Counseling			

ROOM UTILIZATION SURVEY

Lafayette  
School or Building

1-22-81  
Date

*Virginia Lacey*  
Principal's Signature

Room Number	Size (Sq. Ft.)	Present Use	Room Number	Size (Sq. Ft.)	Present Use
101	1134	Kindergarten			
102	810	Reading-Learning D.			
103	810	Speech-Instrumental Music.			
104	810	Kindergarten F.T.			
105	810	Title I Reading			
106	810	Teachers Lounge			
		Meetings-WorkRoom			
	108	Counselor's Office			
108	810	Vocal Music			
110	810	EMH II			
112	810	Levels 6			
114	810	Levels 5 -6			
116	810	Level 5			
107-109	1620	Media Center			
111	810	Level 4			
113	810	Level 4			
115	810	Levels 5			
Multipurpose Room	2520	Physical Education			
		Assemblies			
+	+	Lunch			
Stage	1134				
	3654				
117	891	EMH I			
118	891	Level 3			
119	891	Level 3 F.T.			
120	891	Level 2-3			
121	891	Level 1 F.T.			
122	891	Level 1			
123	891	Level 2 F.T.			
124	891	Levels 1 and 2			
Annex 1	792	None			
Annex 2	225				
	567	None			
Annex 3	792	Title I Reading			
		Resource Teacher			

ROOM UTILIZATION SURVEY

Linn Elementary

Jan. 20, 1981

School or Building

Date

*Dr. George Goebel*  
Principal's Signature

Room Number	Size (Sq. Ft.)	Present Use	Room Number	Size (Sq. Ft.)	Present Use
101	900	4th-5th Grade			
103	900	4th-5th Grade			
105	900	Sixth grade			
106	1800	Media Center			
108	900	5th-6th Grade			
100	1700	Storm Shelter			
201a	450	Teachers Workroom			
201b	450	Learning Resource			
202	900	First Grade			
203	900	Third Grade			
204	900	Second Grade			
205	900	Kindergarten - Follow Through			
206	900	First Grade - Follow Through			
208	900	2nd-3rd Grade - Follow Through			
220	1200	Kindergarten			
221	900	Storeroom - Orchestra			
222a	135	Entry Hall			
b	300	Speech			
c	465	Reading-Remedial			
223	900	General Music			
Clinic	180	Nurse - Sick Room			
Multi-Purpose	1833	Lunches, Physical Educ., Assemblies			
Counselor	800	Office-Counseling			
Utility	90	Storage-Coffee Preparation			
Principal's Office	100	Principaling Duties			

RECEIVED

JAN 27 1981

PLANNING & EVALUATION  
OFFICE

*Paul Lamb*  
Principal's Signature

ROOM UTILIZATION SURVEY

Lowman Hill  
School or Building

1-16-81  
Date

Room Number	Size (Sq. Ft.)	Present Use	Room Number	Size (Sq. Ft.)	Present Use
116	1800	Kindergarten			
115	1080	Title I Reading Learning Resource			
114	900	Primary One			
113	900	Primary One			
112	900	Primary Two			
111	900	Primary Two			
110	900	Intermediate Four			
109	900	Primary Three			
108	900	Intermediate Four			
107	900	Primary Three			
106	900	Intermediate Five			
105	900	Vocal Music Band			
104	900	Intermediate Five			
103	900	Intermediate Six			
101	900	Intermediate Six			
100	900	Media Center			
Multi-Purpose Room	2400	Lunchroom Physical Education			
Lounge	269	Teacher's Lounge			
Health Room	360	Clinic			
Work Room	168	Counselor			
Principal Office	126	Principal's Office			
Outer Office	208	Secretary's Office			

ROOM UTILIZATION SURVEY

LUNDRGREN ELEMENTARY  
School or Building

Jan. 23, 1981  
Date

  
Principal's Signature

Room Number	Size (Sq. Ft.)	Present Use	Room Number	Size (Sq. Ft.)	Present Use
1	754	Spec. Serv. Zone			
2	754	Title-I & L.R.			
3.	754	Classroom I-6			
4.	754	Classroom P-1			
5.	754	Classroom PSA 3-4			
6.	408	Teachers Lounge			
7	851	Kindergarten			
8	720	Classroom P-3			
9	720	Classroom P-1&2			
10	851	Classroom P-2			
14	754	Classroom - General & Instru. Music			
15	754	Supply & Tchr Work Room			
16	870	Classroom I-5&6			
17	870	Classroom I-5			
18	870	Classroom I-4			
19	966	Classroom I-4			
20	5,796	P.E. & Lunch			
21	1,440	Library & Speech			
22	204	Health Room			
23	204	Principal's Office			
24	204	School Office			
25	90	Kitchen			
26	90	Cust. Office & Supp.			
27	72	Supplies			
30	88	Counselor Office			
31	525	P.E. Office & Supp.			
32	350	Shower Room			
33	350	Shower Room			

RECEIVED

JAN 21 1981

PLANNING

ROOM UTILIZATION SURVEY

McCarter  
School or Building

January 16, 1981  
Date

*Frank Wilson*  
Principal's Signature

Room Number	Size (Sq. Ft.)	Present Use	Room Number	Size (Sq. Ft.)	Present Use
100	1200	Kindergarten	Media Center	1968	Media Center
101	1200	Kindergarten	Small Room	246	Learning Resources
102	900	Grade 1	Small Room	228	Gifted-Talented/Creati
103	900	Grade 2	Small Room	150	Counselor (A.M.) Speech (P.M.)
104	900	Grade 3	Small Room	150	Reading
105	900	Grade 1	Small Room	150	Reading
106	900	Grades 2-3	Multi-Purpose Room	3168	Physical Education Hot Lunch
107	900	Grades 1-2	Storm Shelter	2520	
108	900	PSA	Kitchen	156	
109	900	General Music	Lounge	154	
110	900	Workroom & Lounge	Workroom	126	Supplies
111	900	Grade 6	Health Room	154	Nurse
112	900	Grade 6	Custodian's Room	108	
113	900	Grade 4	Stage	1001	Band
114	900	Grade 5			
115	900	Grades 3-4			
116	900	Grade 5			
117	900	Grade 5			
118	900	Grade 4			



RECEIVED

JAN 31 1988

PLANNING & EVALUATION

*Joseph J. Cully*  
Principal's Signature

ROOM UTILIZATION SURVEY

McClure

1-20-81

School or Building

Date

Room Number	Size (Sq. Ft.)	Present Use	Room Number	Size (Sq. Ft.)	Present Use
94	168	G-T/C & Reading	Sec.	400	Secretary
96	120	Counselor	Principal	100	Principal
97	140	Speech	Kitchen	350	Kitchen
98	550	Learning Resources	Library	1800	Media Services
99	450	Media Workroom	Health	150	Health Services
100	900	Kindergarten	Multi-Purpose	2500	P.E., Lunch, Assemblies, etc.
102	900	Third Grade			
103	900	First Grade			
104	900	Second Grade			
105	900	First Grade			
106	900	Second Grade			
110	900	Fourth Grade			
112	900	Third Grade			
114	900	Fourth Grade			
115	900	Workroom & Lounge			
116	900	Fifth Grade			
117	900	Fourth Grade			
118	900	Sixth Grade			
119	900	Fifth Grade			
120	900	Sixth Grade			
121	900	Sixth Grade			
122	900	Vocal & Instrumental Music			

RECEIVED

JAN 20 1981

ROOM UTILIZATION SURVEY

PLANNING & EVALUATION  
OFFICE

McEACHRON # 456  
School or Building

January 16, 1981  
Date

*Bill Wagoner*  
Principal's Signature

Room Number	Size (Sq. Ft.)	Present Use	Room Number	Size (Sq. Ft.)	Present Use
100	900	Fifth Grade	Teachers' Lounge	414	Teachers' Lounge and kitchen
101	900	Sixth Grade	Chair Room	144	Used for Chair storage and Speech Therapist
102	900	Sixth Grade	Multi-Purpose Room	2640	P.E., School Lunch Intramurals, School Programs
103	900	Fourth Grade	Office	144	Principal's Office
104	900	Spec. Ed. Class			
105	900	Fourth Grade			
106	900	Fifth Grade			
107-109	1800	Media Center			
108	900	Third Grade			
110	900	Teacher's Workroom			
111	900	Second Grade			
112	900	Second Grade			
113	900	First Grade			
114	900	First Grade			
115	900	Third Grade			
116	1200	Kindergarten			
A-3	768	Reading/Band/Orchestra			
A-23	768	Learning Resources			
A-24	768	Music			
Health Room	324	Nurse, first aid supplies, sick room, storage area			
Counselor Room	213	Counselor			

RECEIVED

JAN 21 1981

ROOM UTILIZATION SURVEY

PLANNING & EVALUATION

Potwin Elementary School  
School or Building

1-20-81  
Date

*Wilma A. [Signature]*  
Principal's Signature

Room Number	Size (Sq. Ft.)	Present Use	Room Number	Size (Sq. Ft.)	Present Use
101	816	Kindergarten			
102	638	Grades 2-3			
103	638	Grade 1			
104	638	Grades 1-2			
105	748	Library			
105A	616	Learning Resource Reading Teacher Counselor Curriculum Library & Workroom			
206	638	Grade 5			
207	638	Grade 6			
208	638	Grades 5-6			
209	638	Grades 3-4			
210	638	Grades 4-5			
211	638	Grade 3			
212	770	Music			
Multi	2352	Multipurpose			
AV Room	675	Audio Visual - Lib.			
Lounge	256	Teachers' Lounge			
Office	221	Principal's Office			
Office	132	Secretary's Office			
Nurse's Rm	300	Nurse's Room			

RECEIVED

JAN 23 1981

PLANNING & EVALUATION  
OFFICE

ROOM UTILIZATION SURVEY

Quincy  
School or Building

1/20/81  
Date

Gary N. Scoggin  
Principal's Signature

Room Number	Size (Sq. Ft.)	Present Use	Room Number	Size (Sq. Ft.)	Present Use
101	1020	Teacher Workroom Lounge	204	900	Music
102	900	L.D.S.C.	205	900	P.S.A.
103	900	Second Grade	206	900	Fifth Grade
104	900	Second Grade	207	900	Sixth Grade
105	900	Third Grade	208	900	Sixth Grade
106	1110	Kindergarten	Multi-purpose	3200	Breakfast-Lunch & P.E.
107	900	Third Grade	Kitchen	270	Kitchen/Storage
108	100	Counselor	Office	252	Secretary
109	1755	Library/Media Center	Workroom	144	Office Machines
	340	Media Workroom	Health Room	99	Health Services
110	100	Speech Room	Stage	800	Music & Storage
111	100	Testing Room	Basement Room	800	Storage
	120	Storage	Office	143	Principal
112	150	Remedial Reading			
113	1000	First Grade			
114	150	Testing Room/Music Therapist			
115	1000	First Grade			
116	460	L.D. Resource			
117	1000	Title-I Lab			
118	800	E.M.H.			
201	900	Fourth Grade			
202	900	Fourth Grade			
203	900	Fifth Grade			

RECEIVED

JAN 20 1981

PLANNING & EVALUATION  
OFFICE

*Merrill L. Ross*  
Principal's Signature

ROOM UTILIZATION SURVEY

Quinton Heights Elementary  
School or Building

1-19-81  
Date

Room Number	Size (Sq. Ft.)	Present Use	Room Number	Size (Sq. Ft.)	Present Use
101E 101W	2,062	Primary 2 & 3 Title I (full time)	Storage Room North of Kitchen	360	Title I class & Storage
102	1,080	Library			
103	884	Primary 3 & I - 4	Speech	78	Speech & Counselor
104	1,080	Primary 2	Lounge	352	Staff & Visitors
105	858	Primary 1			
106	891	Intermediate - 6			
107	837	Kindergarten			
108	945	Intermediate 5&6			
109	864	Intermediate 4			
110	918	Intermediate 4 & 5			
111	780	Music & Reading			
112	352	Learning Resource			
Work Room	308	Clinic & Supplies			
Outer Office	448	Secretary			
Office	263	Principal			
Multi- Purpose	3,815	Gym, Band, Lunch & Breakfast program			
Room South of Kitchen	97.5	Title I Aide			
Kitchen	280	PTO Kitchen			

RECEIVED

JAN 21 1981

PLANNING

ROOM UTILIZATION SURVEY

RANDOLPH ELEMENTARY  
School or Building

JANUARY 19, 1981  
Date

*[Signature]*  
Principal's Signature

Room Number	Size (Sq. Ft.)	Present Use	Room Number	Size (Sq. Ft.)	Present Use
101	660	Primary 1/2	MPR	2,870	Physical Education/ Lunchroom/Band/ Orchestra
102	704	Kindergarten (AM/PM)	Storm Shelter	1,700	Orchestra/P.E.
103	191	Nurse/Testing/ Instruction			
104	660	Primary 1			
105	720	Primary 1			
107	616	LD/Remedial Read			
108	912	Teacher's Work- room/Lounge			
110	704	Primary 2/3			
112	704	Primary 2			
113	704	Primary 3			
115	572	Counselor/GIC/ Conf./Testing			
201	720	Intermediate 4			
202	720	Primary 3/ Intermediate 4			
205	720	Intermediate 4			
206	1,464	Media Center			
207	528	Vocal Music			
208	572	Intermediate 5			
209	720	Intermediate 4/5			
212	660	Intermediate 6			
213	660	Intermediate 6			
214	660	Intermediate 5			

RECEIVED

FEB 2 1981

ROOM UTILIZATION SURVEY

Rice Elementary - 474

2-2-81

School or Building

Date

PLANNING & EVALUATION

*Carroll Smyth*  
Principal's Signature

Room Number	Size (Sq. Ft.)	Present Use	Room Number	Size (Sq. Ft.)	Present Use
101	936	5th & 6th Grade	Work room	200	Workroom
102	918	4th & 5th Grade	Health room	235	Nurse & Health room.
103	918	Vacant			
104	918	3rd & 4th Grade			
105	720	2nd Grade			
106	1100	Kindergarten			
107	720	BES Parent's Room			
108	1104	1st Grade			
Library	1056	Library			
109	735	Telenet			
110	515	Learning Resource			
111	735	Title I - Team Teaching			
112	515	Rem. Reading			
113	735	Music			
114	735	Counselor & Storage			
Confer- ence	495	Used as Confer- ence Room			
Multi- Purpose	3154	P.E. - Lunch - Assembly			
Serving Kitchen	371	Serve Lunch			
Old Kitchen	150	Teachers use stove & Refrig.			
Prin. Office	210	Office			
Sec'y. Office	224	Office			

RECEIVED

JAN 20 1981

PLANNING & EVALUATION  
OFFICE

*Ann S. Ross*  
Principal's Signature

ROOM UTILIZATION SURVEY

Shaner  
School or Building

Jan. 20, 1981  
Date

Room Number	Size (Sq. Ft.)	Present Use	Room Number	Size (Sq. Ft.)	Present Use
118	812	6	105	812	1&2
116	812	5&6	107	812	3&4
114	812	Media	Multi Purpose		Phy. Educ Lunchroom
110	812	Kndg.			
115	812	PSA	Lounge	270	
113	812	4	Clinic	160	
111	812	GtC Band Work Rm	Office	540	
109	812	5	Principal	225	
102	812	2			
104	812	1			
106	812	3			
108	812	Music & Speech			
101A	406	Counselor & Speech			
101B	406	Reading & IR			
103	812	TMH			



ROOM UTILIZATION SURVEY

RECEIVED

JAN 20 1981

*W. Van Vlack*

State Street  
School or Building

1-16-81  
Date

Principal's Signature

Room Number	Size (Sq. Ft.)	Present Use	Room Number	Size (Sq. Ft.)	Present Use
103	660	sixth grade	Gymnasium	2560	P.E. & Lunchroom
104	660	third grade	Annex #1	713	Title I Team Tchr. in Reading
105	660	second grade	Annex #2	713	Storage (temporary)
106	860	kindergarten			
107	936	first grade			
108	660	second grade			
109	660	first grade			
110	660	faculty workroom			
203	660	5th-6th grade			
204	660	third grade			
205	660	fifth grade			
206	704	fourth grade			
206A	480	learning resource A.M.			
207	660	P.S.A. level 1			
208	660	fourth grade			
209	660	4th-5th grade			
201	1224	Media Center			
202	380	Counselor (A.M.) Reading (P.M.)			
Auditorium	1456	Vocal Music, Instrumental Music			

RECEIVED

1

ROOM UTILIZATION SURVEY

Stout Elementary School  
School or Building

1/19/81  
Date

*Paul Peters*  
Principal's Signature

Room Number	Size (Sq. Ft.)	Present Use	Room Number	Size (Sq. Ft.)	Present Use
101	1513	Media Center			
104	750	Teachers Lounge and Work Room			
105	750	Intermediate 6			
106	750	Intermediate 5			
107	750	Intermediate 6			
108	750	Intermediate 4			
109	750	Intermediate 5			
110	750	Intermediate 4			
111	750	Vocal & Inst. Music			
112	750	Primary 3			
113	750	Primary 1			
114	850	Primary 2 & 3			
115	850	Primary 1			
117	1060	Primary 2			
119	1440	Kindergarten			
Multi-Pur.	3160	Phys. Education			
Clinic	150	Nurse			
WRI	143	Counselor			
WRII	168	Sp. Reading & L.R.			
None	176	Kitchen			
None	165	Storage			
Office	180	Prin. Office			
Office	220	Sec. Office			

JAN 21 1981

PLANNING & EVALUATION OFFICE

ROOM UTILIZATION SURVEY

Sumner  
School or Building

1-19-81  
Date

Billy L. How  
Principal's Signature

Room Number	Size (Sq. Ft.)	Present Use	Room Number	Size (Sq. Ft.)	Present Use
100	986	Kg.	205	575	Lounge
101	660	Level 1	206	851	Level 6
102	660	Level 1	Basement		
103	660	Level 4/3	Reading Room	600	Special Reading, Title I, L.D.
104	667	Level 2	Basement	6400	Breakfast, Lunch
105	1296	Media Center			
Outer Office	220	Secretarial	Auditorium	2900	P.E., General Music
Office	150	Principal			Band Assemblies
Clinic	140	Nurse - Hearing - Eyes - Phy.			
200	792	Level 4/5			
201	660	Level 3			
202	660	Level 4			
203	660	Level 5/6			
204	425	G.T.C., Speech + Counselor			

RECEIVED

JAN 22 1981

PLANNING & EVALUATION  
OFFICE

ROOM UTILIZATION SURVEY

Whitson

January 21, 1981

School or Building

Date

*J. Wallers*  
Principal's Signature

Room Number	Size (Sq. Ft.)	Present Use	Room Number	Size (Sq. Ft.)	Present Use
101	858	Special Ed. Off.			
102	630	GTC, Speech, Couns.			
103	728	Spec. Ed. Office			
104	630	Fifth Grade			
105	660	PSA Class			
106	630	Music Classroom			
107	660	TMH II - Sp. Ed.			
108	660	Third Grade			
109	660	Third Grade			
110	660	Second Grade			
111	660	Pre-school Hearing Impaired			
112	660	Second Grade			
113	660	TMH I			
114	660	First Grade			
115	660	EMH 2/3			
116	754	First Grade			
117	1320	Kindergarten			
201	858	Fourth Grade			
202	660	Sixth Grade			
203	728	Sixth Grade			
204	660	Fourth Grade			
206	660	Fifth Grade			
Media Ct.	2012	Library			
Auditorium	5848	Auditorium			
Gymnasium	5964	Physical Ed.			
Principal Office	457	Office			
Workroom	120	Teachers' Wrkrm.			
Lounge	408	Teachers' Lounge			

1974-75  
ROOM UTILIZATION SURVEY  
FOR  
REGULAR INSTRUCTIONAL FACILITIES

Senior High Schools

SCHOOL FACILITIES SURVEY

Part I: Current Room Utilization and Condition

Highland Park High School  
(School)

Column A	Column B	Column C	Column D	Column E	Column F	Column G	Column H	Column I
Room Number	Size of Room (Sq. Ft.)	Present Use	Number of Periods Occupied Daily	Percent of Time in Use	Average Number of Students Per Class (S/C)	Effective Instructional Capacity (EIC)	Difference (EIC - S/C)	General Condition of Room
103 ✓	648 ✓	English clsm.	5	83 1/3	24.2	21.6	+2.6	
104 ✓	378 ✓	Lang. Lab-L.R.	5	83 1/3	6.2	12.6	-6.4	
107	200	Teachers Lounge						
108 ✓	720 ✓	English clsm.	5	83 1/3	27.6	24	+3.6	
109 ✓	840 ✓	English clsm.	5	83 1/3	32	28	+4.	
110 ✓	840 ✓	English clsm.	5	83 1/3	31.4	28	+3.4	
111 ✓	720 ✓	English clsm.	5	83 1/3	21.6	24	-2.4	
112 ✓	720 ✓	English clsm.	5	83 1/3	22.8	24	-1.2	
113 ✓	720 ✓	English clsm.	5	83 1/3	32	24	+8.	
S-1 ✓	1296 ✓	Sci.-Foreign L.	6	100	19	43.2	-24.2	
S-3 ✓	1296 ✓	Science	5	83 1/3	20.4	43.2	-22.8	
S-4 ✓	1296 ✓	Science	5	83 1/3	29.2	43.2	-14.	
S-6 ✓	1296 ✓	Science	5	83 1/3	24.6	43.2	-18.6	
S-7 ✓	1296 ✓	Science	5	83 1/3	24.6	43.2	-18.6	
S-8 ✓	1296 ✓	Science	5	83 1/3	28.8	43.2	-14.4	
118 ✓	550 ✓	Bus. Ed.	3	50	20	16.6	+3.4	
119 ✓	770 ✓	Typing	4	66 2/3	28.5	23.3	+5.2	
120 ✓	770 ✓	Bus. Ed.	5	83 1/3	28.2	23.3	+4.9	
126 ✓	1440	Special Ed.	5	83 1/3	34	48	-14.	
A-1 ✓	540 ✓	Art - Ceramics	2	33 1/3	19	18	+1.	
A-2 ✓	810 ✓	Art	5	83 1/3	22.6	27	-4.4	
A-3 ✓	720 ✓	Art	5	83 1/3	25.6	24	+1.6	
132A-B ✓	1248 ✓	Eng.-Soc. St.	6	100	35.5	41.6	-6.1	
133 ✓	780 ✓	Soc. Studies	6	100	24.3	26	-1.7	
134 ✓	780 ✓	Soc. Studies	5	83 1/3	32	26	+6.	

SCHOOL FACILITIES SURVEY (Continued)

Column A	Column B	Column C	Column D	Column E	Column F	Column G	Column H	Column I
136 ✓	720 ✓	English clsm.	5	83 1/3	21.4	24	-2.6	
137 ✓	720 ✓	English clsm.	5	83 1/3	22	24	-2.	
143 ✓	838 ✓	Dr.Ed. clsm.	5	83 1/3	32.8	27.9	+4.9	
144 ✓	1710 ✓	Inst. Music	5	83 1/3	26.8	57	-30.2	
145 ✓	1225 ✓	Mech. Dr.	4	66 2/3	25	37.1 30	-12.1	
148 ✓	1386 ✓	Metals	4	66 2.3	19.7	46.2 30	-26.5	
149 ✓	2520 ✓	Auto. Mech. Info	5	83 1/3	33.4	84 30	-50.6	Need more space
151 ✓	1881 ✓	Woodwork	6	100	26.6	62.7 30	-36.1	
141 ✓	2647 ✓	Stagecraft	1	16 2/3	21	88.2 30	-67.2	
152 ✓	630 ✓	Ag. Rel. Occ.	5	83 1/3	21.8	21.	+0.8	
202 ✓	504 ✓	Bus. Ed.	4	66 2/3	16.7	16.8	-0.1	
203	504	Student wk.rm.						
204 ✓	696 ✓	Bus. Ed.	5	83 1/3	20	23.2	-3.2	
207 ✓	798 ✓	Bus. Ed.	5	83 1/3	24	26.6	-2.6	
208 ✓	567 ✓	Soc. Stu.	5	83 1/3	31.2	18.9	+12.3	
209 ✓	567 ✓	Math	5	83 1/3	18.6	18.9	-0.3	
210 ✓	567 ✓	Math	5	83 1/3	22	18.9	+3.1	
211 ✓	567 ✓	Math	5	83 1/3	22	18.9	+3.1	
215 ✓	768 ✓	Home Ec.	6	100	19.2	32. 30	-12.8	
216	378	Social Living						Very poor
217 ✓	960 ✓	Home Ec.	6	100	16.8	40. 30	-23.2	
219 ✓	720 ✓	Journalism-Eng	5	83 1/3	19.8	24	-4.2	
220 ✓	780 ✓	Soc. Stu.	5	83 1/3	31.2	26	+5.2	
221 ✓	780 ✓	Home Ec.	6	100	23.7	32.5 30	-8.8	Inadequate space
222 ✓	780 ✓	Soc. St.	5	83 1/3	32	26	+6.	
223 ✓	1008 ✓	Soc. St.	5	83 1/3	29	33.6 30	-4.6	
224 ✓	780 ✓	Home Ec.	4	66 2/3	25.3	32.5 30	-7.2	
225 ✓	780 ✓	Home Ec.	5	83 1/3	23.6	32.5 30	-8.9	
229 ✓	729 ✓	Eng. clsm.	4	66 2/3	26.3	24.3	+2.	
232 ✓	576 ✓	Vocal Music	5	83 1/3	29.8	19.2	+10.6	
E. Gym ✓	8600 ✓	P.E.	6	100	80.8	71.6	+9.2	
	1984	Dressing room						
	1208.4	Team Locker rm.						
W. Gym ✓	8844 ✓	P.E.	6	100	76	73.7	+2.3	
	1125	Utility rm.						
Cafe	4071							
H-1 ✓	2732.4 ✓	Health	6	100	50.8	91. 30	-40.2	good



SCHOOL FACILITIES SURVEY (Continued)

Column A	Column B	Column C	Column D	Column E	Column F	Column G	Column H	Column I
Nurse Of.	360							
Library	4000 ✓							
Auditorium	4620							
Division I:								
Rec. Area	252							
Prin. Of.	60							
Wk. Rm.	72							
Counselor	48							
Div. II:								
Rec. Area	252							
Prin. Of.	60							
Wk. Rm.	72							
Counselor	48							
Div. III:								
Rec. Area	324							Room too small
Prin. Of.	36							Room too small
Counselor	36							Room too small
Counselor	36							
Prin. Of.	308	( Main Office & Assoc. Prin. Complex						
Rec. Area	460							
	770							
Security	54							

SCHOOL FACILITIES SURVEY

RECEIVED

OCT 24 1974

PLANNING & EVALUATION  
OFFICE

Part I: Current Room Utilization and Condition

Topeka High School

(School)

Column A	Column B	Column C	Column D	Column E	Column F	Column G	Column H	Column I
Room Number	Size of Room (Sq. Ft.)	Present Use	Number of Periods Occupied Daily	Percent of Time in Use	Average Number of Students Per Class (S/C)	Effective Instructional Capacity (EIC)	Difference (EIC - S/C)	General Condition of Room
104 ✓	506 ✓	Business	4	66 2/3%	21	17	+3 -14	Average
105 ✓	990 ✓	Typing	6	100%	25	33-30	-8	Average
106 ✓	990 ✓	Typing	6	100%	23	33-30	-10	Average
103 ✓	1,512 ✓	Reading	5	83 1/3%	20	50-30	-30	Fair
102 ✓	990 ✓	Typing	6	100%	28	33-30	-5	Average
101	420	Enrollment		100%				Average
100	504	Financial Sec.		100%				Average
100	874	Main Office		100%				Average
100A	279	Assoc. Prin.		100%				Average
100B	210	Secretary		100%				Average
100C	300	Principal		100%				Average
129	769	Division C		100%				Good
128	630	Adult Ed. Office		100%				Average

SCHOOL FACILITIES SURVEY (Continued)

Column A	Column B	Column C	Column D	Column E	Column F	Column G	Column H	Column I
119 ✓	1,100 ✓	Lang. Arts	5	83 1/3%	20	<del>37</del> 30	-17	Fair
121	871	Science	5	83 1/3%	23	29	-6	Good
122 ✓	297 ✓	Sci. Office		100%				Good
123 ✓	840 ✓	Science	5	83 1/3%	21	28	-7	Good
124 ✓	810 ✓	Science	5	83 1/3%	25	27	-2	Good
125 ✓	820 ✓	Science	5	83 1/3%	24	27	-3	Good
126 ✓	710 ✓	Science	2	33 1/3%	24	24		Good
133 & 120	1,147	Teachers' Cafe.						Fair
118 ✓	517 ✓	Lang. Arts	5	83 1/3%	17	17	0	Average
115 ✓	1,575 ✓	Retail Selling	5	83 1/3%	19	<del>52</del> 30	-33	Average
114 ✓	1,440 ✓	Mech. Drawing	5	83 1/3%	22	<del>48</del> 30	-26	Average
113 ✓	2,970 ✓	Woodworking	6	100%	21	<del>99</del> 50	-78	Poor
112 ✓	1,161 ✓	Metals			22	<del>39</del> 30	-17	Poor (size)
111 ✓	2,016 ✓	Auto Mech.	6	100%	20	<del>67</del> 30	-47	Fair
108 ✓	525 ✓	Driver Ed.	6	100%	30	13	+17	Fair
109-110	966	Office Practice	5	83 1/3%	15	<del>32</del> 30	-17	Average
107 (Gym)	9,918 ✓	Main Gym		100%	81	81.9		Good
G ✓	966 ✓	Weights						Fair
H /	779 /	Handball						Fair

SCHOOL FACILITIES SURVEY (Continued)

Column A	Column B	Column C	Column D	Column E	Column F	Column G	Column H	Column I
136	7,728	Student Cafe.						Good
107 (I)	4,785	Pool						Fair
107 (A)	4,563	Girls' Lockers						Good
107 (C)	5,226	Boys' Lockers						Good
218	3,456	Small Gym (Girls)	6	100%	75	84	-9	Good
218 (D)	1,518	Corrective Gym						Poor
217 ✓	504 ✓	P.Ed/Auto Mech.	3	50%	19	17	+2	Average
215 ✓	1,100 ✓	Business	5	83 1/3%	25	<del>37</del> 30	-12	Average
214 ✓	506 ✓	Business	3	50%	19	17	+2	Average
211 ✓	506 ✓	Business	5	83 1/3%	29	17	+12	Average
210 ✓	616 ✓	Lang. Arts	5	83 1/3%	24	20	+2 <sup>11</sup>	Average
209 ✓	630 ✓	For. Lang.	5	83 1/3%	18	21	-3	Average
226 ✓	943 ✓	Home Ec.	5	83 1/3%	18	<del>31</del> 30	-13	Poor
225 ✓	1,166 ✓	Home Ec.	6	100%	17	38 30	-21	Average
223 ✓	952 ✓	Home Ec.	6	100%	20	<del>31</del> 30	-11	Average
222 ✓	920 ✓	Home Ec.	5	83 1/3%	19	30	-11	Fair
312 ✓	1,632 ✓	Art	5	83 1/3%	22	<del>54</del> 30	-32	Fair
313 ✓	1,474 ✓	Art	5	83 1/3%	14	<del>49</del> 30	-35	Fair
318 ✓	1,144 ✓	Art	5	83 1/3%	20	<del>38</del> 30	-18	Fair

SCHOOL FACILITIES SURVEY (Continued)

Column A	Column B	Column C	Column D	Column E	Column F	Column G	Column H	Column I
311 & 314	2,028	Art Display		100%				Good
319 ✓	931 ✓	Lang. Arts	5	83 1/3%	20	3130	-11	Average
321 ✓	736 ✓	Math	5	83 1/3%	22	24	-2	Average
322 ✓	736 ✓	Math	5	83 1/3%	23	24	-1	Average
323 ✓	736 ✓	Math	5	83 1/3%	21	24	-3	Average
324 ✓	650 ✓	Math	5	83 1/3%	23	22	+1	Average
325 ✓	650 ✓	Math	5	83 1/3%	21	22	-1	Average
326 ✓	650 ✓	Math	3	50%	26	22	+4	Average
327 ✓	372 ✓	L.D.	5	83 1/3%	2	12	-10	Average
328 ✓	550 ✓	Lang. Art	5	83 1/3%	19	18	+1	Average
329 ✓	810 ✓	Lang. Art	5	83 1/3%	26	27	-1	Average
330 ✓	891 ✓	Social Studies	5	83 1/3%	27	30	-3	Average
331 ✓	550 ✓	Lang. Art	3	50%	24	18	+6	Average
332 ✓	4,186 ✓	Music, Instr.	6	100%	33	140	-107	Fair
333 ✓	517 ✓	Lang. Arts	5	83 1/3%	19	17	+2	Average
334A ✓	1,755 ✓	Social Studies	5	83 1/3%	29	5830	-29	Average
334 ✓	1,072 ✓	Social Studies	5	83 1/3%	24	3630	-12	Average
335 ✓	949 ✓	Social Studies	5	83 1/3%	25	3130	-6	Average
337	169	Division A		100%				Good

SCHOOL FACILITIES SURVEY (Continued)

Column A	Column B	Column C	Column D	Column E	Column F	Column G	Column H	Column I
301 ✓	825 ✓	Chemistry (Lab.)						Good
302 ✓	450 ✓	Chemistry	5	83 1/3%	22	15	+7	Good
303	169	Adm. Services		100%				Good
304 ✓	616 ✓	Lang. Arts	5	83 1/3%	23	20	+3	Average
305		Lang. Arts Office						Average
306 ✓	2,647 ✓	Social Studies	5	83 1/3%	24	<del>88</del> 30	-64	Good
307 ✓	572 ✓	Lang. Arts	5	83 1/3%	23	19	+4	Average
308 ✓	629 ✓	Lang. Arts	5	83 1/3%	24	20	+4	Average
309 ✓	616 ✓	Lang. Arts	5	83 1/3%	25	20	+5	Average
310 ✓	440 ✓	Lang. Arts	5	83 1/3%	19	14	+5	Average
137	720	Nurse		100%				Good
208 ✓	483 ✓	For. Lang.	6	100%	26	16	+10	Average
207 ✓	2,647 ✓	Alternate Ed.	5	83 1/3%	10	<del>88</del> 30	-78	Good
206 ✓	462 ✓	For. Lang.	5	83 1/3%	22	15	+7	Average
205 ✓	891 ✓	Social Studies	5	83 1/3%	22	30	-8	Average
204	169	Division B		100%				Good
213 ✓	1,144 ✓	Study Hall	6	100%	15	<del>38</del> 74	-23	Average
212 ✓	400 ✓	Home Ec.	6	100%	20	13	+7	Average
202 ✓	1,034 ✓	Physics	5	83 1/3%	24	<del>34</del> 30	-10	Good

SCHOOL FACILITIES SURVEY (Continued)

Column A	Column B	Column C	Column D	Column E	Column F	Column G	Column H	Column I
201 ✓	553 ✓	Science	6	100%	24	18	+6	Good
200	841	Career Info.		100%				Fair
236	769	Division D						Good
234 ✓	927 ✓	Social Studies	5	83 1/3%	28	30	-2	Average
235	8,081	Media Center	6	100%				Above Average
224 ✓	483	Model Apt.						Good
232 ✓	791 ✓	Social Studies	5	83 1/3%	22	26	-4	Average
231 ✓	550 ✓	Social Studies	5	83 1/3%	22	18	+4	Average
230 ✓	550 ✓	Lang. Arts	5	83 1/3%	24	18	+4	Average
229 ✓	765 ✓	Lang. Arts	5	83 1/3%	25	26	-1	Average
228 ✓	3,024 ✓	Music, Vocal	5	83 1/3%	31	100	-69	Average
227 ✓	1,820 ✓	Ind. Trg.	5	83 1/3%	29	60 30	-31	Above Average
221 ✓	1,325 ✓	Electricity	5	83 1/3%	28	44 30	-16	Average
220 ✓	2,250 ✓	Sp. Ed.	5	83 1/3%	26	75 30	-49	Good
219 ✓	907 ✓	Journalism	5	83 1/3%	22	30	-8	Fair

SCHOOL FACILITIES SURVEY

Part I: Current Room Utilization and Condition

Topeka West High School  
(School)

Column A	Column B	Column C	Column D	Column E	Column F	Column G	Column H	Column I
Room Number	Size of Room (Sq. Ft.)	Present Use	Number of Periods Occupied Daily	Percent of Time in Use	Average Number of Students Per Class (S/C)	Effective Instructional Capacity (EIC)	Difference (EIC - S/C)	General Condition of Room
B201 ✓	900 ✓	Lang. Arts	5	83%	24	30	-*6	Good
B202 ✓	900 ✓	Social Studies	5	83	21	30	-*9	"
B203 ✓	900 ✓	Math	6	100	23	30	-*7	"
B204 ✓	900 ✓	Lang. Arts	6	100	24	30	-*6	"
B205 ✓	900 ✓	French	5	83	25	30	-*5	"
B206 ✓	900 ✓	Math	5	83	35	30	+*5	"
B207 ✓	900 ✓	Social Studies	5	83	27	30	-*3	"
B208 ✓	900 ✓	Lang. Arts	5	83	31	30	+*1	"
B209	100	Social Studies	6	100				"
B209	100	Counseling Office	6	100				"
B200 ✓	1600 ✓	Admin. Office	6	100				"
		Large Group Inst. by appointment						"
C301 ✓	900 ✓	Lang. Arts	5	83	25	30	-*5	"
C302 ✓	900 ✓	Math	5	83	30	30	0	"
C303 ✓	900 ✓	Lang. Arts	5	83	25	30	-*5	"
C304 ✓	900 ✓	Social Studies	6	100	30	30	0	"
C305 ✓	900 ✓	Lang. Arts	5	83	25	30	-*5	"
C306 ✓	900 ✓	Social Studies	5	83	20	30	-*10	"
C307 ✓	1050 ✓	Business	3	50	25	35	-*10	"
C308 ✓	900 ✓	Lang. Arts	5	83	25	30	-*5	"
C309	100	Counseling Office	6	100				"
C310	100	Admin. Office	6	100				"
C300 ✓	1600 ✓	Large Group Inst. By Appointment						"



SCHOOL FACILITIES SURVEY (Continued)

Column A	Column B	Column C	Column D	Column E	Column F	Column G	Column H	Column I
D401 ✓	900 ✓	Math	6	100	33	30	+ *3	Good
D403 ✓	900 ✓	Lang. Arts	5	83	28	30	- *2	"
D405 ✓	900 ✓	Lang. Arts	5	83	27	30	- *3	"
D407 ✓	1050 ✓	Business	3	50	26	35-30.	- *9	"
D408 ✓	900 ✓	Lang. Arts	5	83	26	30	- *4	"
D406 ✓	900 ✓	Social Studies	5	83	32	30	+ *2	"
D404 ✓	900 ✓	Social Studies	5	83	32	30	+ *2	"
D402 ✓	900 ✓	Lang. Arts	6	100	30	30	0	"
D400 ✓	1600 ✓	Large Group Inst. by Appointment						"
D410	100	Admin. Office	6	100				"
D409	100	Counseling Office	6	100				"
E600 ✓	1600 ✓	Business	6	100	60	53-30	+ *7	"
E601 ✓	900 ✓	Math	6	100	28	30	- *2	"
E602 ✓	900 ✓	Math	5	83	26	30	- *4	"
E603 ✓	900 ✓	Lang. Arts	5	83	27	30	- *3	"
E604 ✓	900 ✓	Social Studies	5	83	33	30	+ *3	"
E605 ✓	900 ✓	Social Studies	6	100	34	30	+ *4	"
E606 ✓	900 ✓	Foreign Lang.	5	83	23	30	- *7	"
E607 ✓	900 ✓	Foreign Lang.	5	83	25	30	- *5	"
E608 ✓	900 ✓	Lang. Arts	5	83	20	30	- *10	"
E609	100	Counseling Office	6	100	20	30-70	- *10	"
E610	100	Admin. Office	6	100				"
A103 ✓	700 ✓	Ind. Arts	4	66	22	28	- *6	"
A102 ✓	700 ✓	Home Ec.	5	83	26	23	+ *3	"
A104 ✓	1500 ✓	Home Ec.	6	100	22	24	- *2	"
A105 ✓	500 ✓	Social Studies	1	17	35	20	+ *15	"
A101 ✓	100 ✓	Business	5	83	20	33-30	- *13	"
A106 ✓	1200 ✓	Home Ec.	6	100	25	24	+ *1	"
A108 ✓	1000 ✓	Art	6	100	25	24	+ *1	"
A111 ✓	1000 ✓	Art	6	100	25	30	- *5	Fair
A116 ✓	2300 ✓	Ind. Arts	5	83	25	28	- *3	Good
A118 ✓	2400 ✓	Ind. Arts	4	66	20	28	- *8	"
A114 ✓	1000 ✓	Music	6	100	35	35	0	"
A112 ✓	1400 ✓	Music	5	83	37	70	- *33	Fair
Mus. Off.	150	Music	6	100				Good
Adm. Off.	400	Administration	6	100				"
Adm. Off.	300	Administration	6	100				"
Adm. Off.	600	Administration	6	100				"

SCHOOL FACILITIES SURVEY (Continued)

Column A	Column B	Column C	Column D	Column E	Column F	Column G	Column H	Column I
Conf. Room	400	Administration	6	100				Good
S501 ✓	1200 ✓	Science	5	83	31	28	+ X3	"
S502 ✓	1200 ✓	Science	5	83	31	28	+ X3	"
S503 ✓	1500 ✓	Science	5	83	24	28	- X4	"
S504 ✓	1500 ✓	Science	6	100	24	28	- X4	"
S505 ✓	1200 ✓	Science	5	83	33	28	+ X5	"
S506 ✓	1200 ✓	Science	6	100	33	28	+ X5	"
Anx. 1 ✓	730 ✓	Lang. Arts	4	66	25	24		Fair
Anx. 3 ✓	730 ✓	Ind. Arts	3	50	30	24		"
Anx. 4 ✓	730 ✓	Lang. Arts	5	83	32	24		"
Anx. 5 ✓	730 ✓	Study Hall			22	24		"
Anx. 6 ✓	730 ✓	Learn. Disabilities	6	100	3	24		Poor
L900	1621	Drivers Educ. & Audio Visual viewing by appointment. (Scheduled at least 4hr. aday)	1		90	54-30	+ X36	Good
Lg. Gym ✓	10,528	Phys. Ed.	6	100	112	120		"
Sm. Gym ✓	45,362	Phys. Ed.	5	83	35	35		"
G700 ✓	2,310	Art	3	50	18	24		Fair

Junior High Schools

SCHOOL FACILITIES SURVEY

Part I: Current Room Utilization and Condition

Boswell Junior High

(School)

Column A	Column B	Column C	Column D	Column E	Column F	Column G	Column H	Column I
Room Number	Size of Room (Sq. Ft.)	Present Use	Number of Periods Occupied Daily	Percent of Time in Use	Average Number of Students Per Class (S/C)	Effective Instructional Capacity (EIC)	Difference (EIC - S/C)	General Condition of Room
101	990	Science	5	83	24	*30.0	-6	Good
103	990	Health-Science Recovery Room	5	83	12	33.0-30	-21	Good
104	670	English	5	83	25	22.3	-3	Good
105	670	Math-Alg.	5	83	22	22.3	0	Good
108	2354	Art	5	83	24	36-30	-12	Excellent
109	990	Drafting, Span., Latin, Math	4	67	18	30	-12	Excellent
110	1980	Ind. Art	7	58	24	35-30	-11	Excellent
111	1716	Vocal & Inst. Music	6	100	25	50	-25	Excellent
112	1920	Home Ec.	10	83	38	50-30	-12	Excellent
201	770	Eng. Speech	5	83	24	25	-2-1 <sup>mp</sup>	Good
Lib.	1600	Media Center	6	100	20	25	-5	Good
204	750	Soc.Sci., L.D.	6	100	22	23	-1	Good
205	700	Soc.Sci., L.D.	6	83	18	23	-5	Good
206	700	English	5	100	8	*8	0	Good
207	660	Reading, L.D.	6	100	22.3	25.7	-4-3 <sup>mp</sup>	Good
301	770	Math, Eng.	6	83	22	26.3	-2-4 <sup>mp</sup>	Good
302	790	Math	5	83	24	25.7	-2-1 <sup>mp</sup>	Good
303	770	Math	5	83	23	25	-2	Good
304	750	Soc.Sci	5	100	24	23.3	+1	Good
305	700	Soc.Sci.	6	100	5 all day	*15		Good
306	700	Sp. Education	6	100	25	22	+3	Good
307	660	English	6	100	27	*40	-13	Good
Girls Gy.	2750	Gym			27	*40	-13	Good

SCHOOL FACILITIES SURVEY (Continued)

Column A	Column B	Column C	Column D	Column E	Column F	Column G	Column H	Column I
Gen. Office	1050							Good
Sec. Area								
Waiting Area								
Clinic								
Storage								
2 Counselors Office								
Prin & Asst. Prin. Office								
RestRoom								
1st fl	240							
R.R. -2	240							
R.R. -2	100							
R.R. -3	240							
R.R. -3	240							
T.Lounge	200							
T. R.R.-1	120							
T. R.R.-1	120							
Auditorium	Seating capacity-	480						
106 Lunchroom	1000	Foreign Lang.	5	83	25	*30	-5	Good
Boyslocker Room	1000	Shower, Coaches office, Storage lockers						
Girlslocker Room	1000	Shower, lockers Storage						
<p>* Rooms with astericks are so marked because for various reasons other than room size the instructional capacity is limited to that number.</p>								

SCHOOL FACILITIES SURVEY

Part I: Current Room Utilization and Condition

Capper Jr. High  
(School)

Column A	Column B	Column C	Column D	Column E	Column F	Column G	Column H	Column I
Room Number	Size of Room (Sq. Ft.)	Present Use	Number of Periods Occupied Daily	Percent of Time in Use	Average Number of Students Per Class (S/C)	Effective Instructional Capacity (EIC)	Difference (EIC - S/C)	General Condition of Room
109	690	Math	4	67	25	30	-5	Excellent
112	690	Sp. Ed	5	83	6	30	-24	Excellent
110	690	Sp. Ed	5	83	6	30	-24	Excellent
107	690	Math	6	100	25	30	-5	Excellent
105	690	English	5	83	27	30	-3	Excellent
Cafe	1472	Cafeteria	N.A.	N.A.	N.A.	N.A.	N.A.	Excellent
Office	770	Main Office	N.A.	N.A.	N.A.	N.A.	N.A.	Excellent
103	950	Home Ec	4	67	22	25	-3	Fair
106	967	Home Ec	4	67	22	25	-3	Fair
Lounge	380	Lounge	N.A.	N.A.	N.A..	N.A.	N.A.	Fair
101	800	Science	6	100	25	25	-	Poor
Gym	4582	P.E.	10	83	30	3065	-	Poor
Clinic	160	Clinic	N.A.	N.A.	N.A.	N.A.	N.A.	Fair
100	357	I.A. Drawing	5	83	23	25	-2	Excellent
102	1530	I.A. Drawing	5	83	23	25	-2	Excellent
104	1820	I.A. Wood	5	83	23	25	-2	Excellent
Aud.	3888	Aud.	N.A.	N.A..	N.A.	N.A.	N.A.	Excellent
Stag <sup>8</sup>	1350	Aud.	N.A.	N.A.	N.A.	N.A.	N.A.	Excellent
114	1368	Music	3	50	29	40	-11	Excellent
Annex I	713	Sp. Ed.	5	83	6	30	-27-24 MP	Fair
Annex II	987	Sp. Ed.	5	83	6	30	-27-24 MP	Excellent
210	690	Sp. Ed.	5	83	6	30	-24	Excellent
208	690	Social Studies	6	100	28	30	-2	Excellent
215	690	Math	5	83	25	30	-5	Excellent
206	690	English	6	100	27	30	-3	Excellent
213	690	Audio Visual	6	100	N.A.	N.A.	N.A.	Excellent

SCHOOL FACILITIES SURVEY (Continued)

Column A	Column B	Column C	Column D	Column E	Column F	Column G	Column H	Column I
204	690	Social Studies	5	83	24	30	-6	Excellent
211	1127	Library	6	100	N.A.	30	N.A.	Fair
202	690	Eng/Spanish	6	100	23	30	-7	Excellent
Office	556.5	Counselors	6	100	N.A.	N.A.	N.A.	Excellent
205	456	Eng/S.S.	4	67	15	25	-10	Poor
203	680	Soc. St/L.D.	4	67	16	25	-9	Poor
201	640	Reading Clinic	5	83	15	25	-10	Fair
209	1012	Art	5	83	20	25	-5	Fair

SCHOOL FACILITIES SURVEY

Part I: Current Room Utilization and Condition

Crane Junior High School  
(School)

Column A	Column B	Column C	Column D	Column E	Column F	Column G	Column H	Column I
Room Number	Size of Room (Sq. Ft.)	Present Use	Number of Periods Occupied Daily	Percent of Time in Use	Average Number of Students Per Class (S/C)	Effective Instructional Capacity (EIC)	Difference (EIC - S/C)	General Condition of Room
36	900 972	Home Ec Classrooms (Sewing (Cooking	4 2	66% 33%	20 10	24 24	-4 -14	average average
35	630	English Clsroom	5	5%	20	21	-1	average
34	864	English Clsroom	5	83%	20	28	-8	average
33	720	Lang. Classroom	6	100%	17	24	-7	average
30	720	Soc. Stud. "	6	100%	23	24	-1	average
32	720	Soc. Stud. "	6	100%	23	24	-1	average
21	720	Math Classroom	6	100%	25	24	+1	average
20	720	Lang. Arts	6	100%	12	24	-12	average
22	720	Math Classroom	6	100%	17	24	-7	average
24	630	Spec. Ed. Clsroom	5	83%	8	21	-13	average
25-A	1472	Library	6	100%				average
25-B	218	Off. Commun. Liason Officer	6	100%				average
25-C	192	Libr. Workroom	6	100%				average
12.	1920	Industrial Arts (Drawing (Shop	5 0	83% 0	17 0	24 24	-7 hp -24 hp	
Cafet. Hlth Rm	692	Cafeteria- Health Room	2	33%				average
10	912	Music Room	5	83%	16	30	-4 hp	average
Gym	4432	Gymnasium	6	100%	25	62		average
	165	Principal Off.	Full					average
31	936	Art	5	83%	18	28	-10	average
23	864	Science	5	83%	10	28	7	



SCHOOL FACILITIES SURVEY

Part I: Current Room Utilization and Condition

Curtis Junior High School - October 21, 1974

(School)

Column A	Column B	Column C	Column D	Column E	Column F	Column G	Column H	Column I
Room Number	Size of Room (Sq. Ft.)	Present Use	Number of Periods Occupied Daily	Percent of Time in Use	Average Number of Students Per Class (S/C)	Effective Instructional Capacity (EIC)	Difference (EIC - S/C)	General Condition of Room
11	750	Ind. Arts Drafting, lecture room	4	66.6	17.5	<del>61.6</del> 60	-44.1	Average
11A	1100	Wood and Metal Shop	4	66.6	17.5	These rooms are used together		Average
12	590	Soc. Science, Flex, Phys. Ed.	6	100	15.6	19.6	<del>-3.0</del> 4.0 m <sup>2</sup>	Average
14	1150	Music-1,2,3 Lunch-4	4	66.6	11.3	38.3	-27.0	Average to Poor
15	500	Sp. Ed. EMR III	5	83.3	9.0	16.6	-7.6	Excellent
Nurse Office	90	Nurse Clinic	6	100.	N/A	N/A		Poor
Gym	35' x 66' 2410	P. E. Classes Basketball-Volleyball	5	83.3	23.4	80.3	-56.9	Poor
Counselor Office	210	Counseling, Testing, etc.	6	100.	N/A	N/A		Average
20	800	Science Classes	5	83.3	21.4	26.6	-5.2	Above Average
21	525	Soc. Studies Classroom	5	83.3	20.4	17.5	+2.9	Average
Office	265	General Office	6	100.	N/A	N/A		Poor
23	1200	Media Center	6	100.	20	Not used as classroom	<del>-20 m<sup>2</sup></del>	Average
24	275	Teachers, Work-Planning Center	6	100.	N/A	N/A		Average



SCHOOL FACILITIES SURVEY

Part I: Current Room Utilization and Condition

East Topeka Junior High School

(School)

Good  
Fair  
Poor

*Column H: // Difference between Effective Instructional Capacity and Average Number of Students Per Class*

Column A	Column B	Column C	Column D	Column E	Column F	Column G	Column H	Column I
Room Number	Size of Room - (Sq. Ft.)	Present Use	Number of Periods Occupied Daily	Percent of Time in Use	Average Number of Students Per Class (S/C)	Effective Instructional Capacity (EIC)	Difference (EIC - S/C)	General Condition of Room
100	7216	Physical Educ and athletics (GYM)	6	100	30.0	70	-40	Fair. Floor in need of replacement in near future.
101	696	Health Education	5	83.5	16.0	23	-7.0	Fair
102	616	Social Studies	5	83.5	19.9	21	-1.1	Fair
103	638	Social Studies	5	83.5	21.6	22	- .4	Fair
104	1743	Media Center	6	100	N/A	N/A	N/A	Good
105	300	Secretary Office	6	100	N/A	N/A	N/A	Fair
	144	Principal's Office	6	100	N/A	N/A	N/A	Fair
	144	Counselor Office	6	100	N/A	N/A	N/A	Fair
	144	Counselor Office	6	100	N/A	N/A	N/A	Fair
	144	Counselor Office	6	100	N/A	N/A	N/A	Fair
108	660	Mathematics	5	83.5	20.6	22	-1.4	Fair
109	638	Social Studies and Careers	4	66.7	22.0	21	+1.0	Fair
110	616	Social Studies	5	83.5	21.4	21	+ .4	Fair

## SCHOOL FACILITIES SURVEY (Continued)

Column A	Column B	Column C	Column D	Column E	Column F	Column G	Column H	Column I
111	497	EMR III	5	83.5	14.0	15.0	-1.0	Fair
112	576	Remedial Reading	5	83.5	10.0	12.0	-2.0	Fair
113	782	Mechanical Drawing	5	83.5	10.0	20.0	-10	Fair
114	1167	Woodworking	3	50.0	10.0	22.0	-12	Fair to poor
115	1656	Metal Work	5	83.5	15.0	24.0	-9.0	Fair
117 *	515	Nurse's Clinic	2	33.3	N/A	N/A	N/A	Fair
201	660	Mathematics	5	83.5	20.2	22.0	-1.8	Fair
202	660	Mathematics	5	83.5	16.6	22.0	-5.4	Fair
203	660	Mathemafics	5	83.5	17.4	22.0	<del>-4.8</del> <sup>np</sup> -4.6	Fair
204	660	Typing	5	83.5	21.4	24.0	-2.6	Fair
205	515	English	5	83.5	18.2	22.0	-3.8	Fair
206	515	English	5	83.5	20.6	22.0	-1.4	Fair
207 *	336	Teacher Planning	6	100	N/A	N/A	N/A	Fair
208	515	English and Foreign Language	5	83.5	15.2	22.0	-6.8	Fair
209	515	English	5	83.5	21.6	22.0	- .4	Fair
210	628	EMR III	5	83.5	12.0	15.0	-3.0	Fair

\*NOTE: Non Instructional Areas

SCHOOL FACILITIES SURVEY (Continued)

Column A	Column B	Column C	Column D	Column E	Column F	Column G	Column H	Column I
211	882	Art	5	83.5	18.0	23.0	-5.0	Fair
212	798	Art	2	33.3	21.0	22.0	-1.0	Fair
212	798	Recovery Room	4	66.7	N/A	N/A	N/A	Fair
213	864	Home Economics	5	83.5	19.2	22 stations	-2.8	Fair
214	1170	Home Economics	4	66.7	20.2	24 stations	-3.8	Fair
215	490	Home Economics	1	16.7	21.0	20 stations	+1.0	Fair
216	630 *	Science	3	50.0	23.6	21	+2.6	Fair
217	655	Science	5	83.5	21.2	22.0	- .8	Fair
218	989	Music	5	83.5	18.4	<del>38.0</del> 32.0	<del>-9.6</del> -17.6	Fair
219	275	Learning Resources	5	83.5	3.0	4.0	-2.0	Fair

\*NOTE: Additional 250 square feet of open storage room (bins) in this science room.

SCHOOL FACILITIES SURVEY

Part I: Current Room Utilization and Condition

Eisenhower Junior High  
(School)

Column A	Column B	Column C	Column D	Column E	Column F	Column G	Column H	Column I
Room Number	Size of Room (Sq. Ft.)	Present Use	Number of Periods Occupied Daily	Percent of Time in Use	Average Number of Students Per Class (S/C)	Effective Instructional Capacity (EIC)	Difference (EIC - S/C)	General Condition of Room
B100	800	St. Hall - Rec. 1 Math - 5	6	100	24	27	- 3	good
B101	825	Math	6	100	25	28	-3	"
B102	800	St. Hall - Rec. 1 English - 5	6	100	26	27	-1	"
B103	825	Recovery - 1 Remedial Reading - 5	6	100	7	6	+1	"
B104	800	St. Hall - Rec. 1 English - 5	6	100	22	27	-5	"
B105	825	English - Math	6	100	25	28	-3	"
B106	1000	Auxillary						"
B107	825	St. Hall - Rec. 1 English - 5	6	100	22	28	-6	"
B108	800	St. Hall - Rec. 1 English - 5	6	100	25	27	-2	"
D300	825	Social Studies	6	100	24	28	-4	"
D301	800	Social Studies	6	100	24	27	-3	"
D302	825	Math	6	100	19	28	-9	"
D303	800	Soc. St. Span.	6	100	22	27	-5	"

SCHOOL FACILITIES SURVEY (Continued)

Column A	Column B	Column C	Column D	Column E	Column F	Column G	Column H	Column I
D304	825	Math - Flex	6	100	27	28	-1	good
D305	800	Math	5	83 1/3	16	27	-11	"
D306	825	Social Studies	5	83 1/3	26	28	-2	"
D307	1000	Ind. Arts Auxillary						"
D309	800	Soc. St. - Flex	6	100	24	27	-3	"
D307-Stage	252	Ind. Arts Auxillary						"
A100	1716	Ind. Arts	5	83 1/3	23	23	0	"
A102	1716	Ind. Arts	5	83 1/3	24	23	+1	"
A104	900	Art	5	83 1/3	23	26	-3	"
A106	1020	Art	5	83 1/3	18	28	-10	"
Gym	8046	Phys. Ed.	6	100	72	*90	-18	"
A105	1440	Music	5	83 1/3	38	48	-10	Needs acoustical material
Office	609		6	100				"
Clinic	300		6	100				"
Prin. Office	132		6	100				"
Asst. Prin. & Conf.	192		6	100				"
Lounge	340		6	100				Small for size of faculty
B110	500	Counselor's Office	6	100				good
D310	500	" "	6	100				"
G200	810	Home Economics	5	83 1/3	21	24	-3	"
G202	1000	Home Economics	5	83 1/3	28	28	0	"
G203	660	Science	3	50	26	22	+4	"
G204	672	Special Education	5	83 1/3	10	14	-4	"
G205	690	Science	6	100	24	23	+1	"

SCHOOL FACILITIES SURVEY (Continued)

Column A	Column B	Column C	Column D	Column E	Column F	Column G	Column H	Column I
Library	1584			100				Small for size of school
Aud.	3150	Auxillary						Good
C209		Dining Hall						"
C211		Dining Hall						"
B106-Stage	252	Learning Disabilities						"



SCHOOL FACILITIES SURVEY

Part I: Current Room Utilization and Condition

Marjorie French Junior High School  
(School)

Column A	Column B	Column C	Column D	Column E	Column F	Column G	Column H	Column I
Room Number	Size of Room (Sq. Ft.)	Present Use	Number of Periods Occupied Daily	Percent of Time in Use	Average Number of Students Per Class (S/C)	Effective Instructional Capacity (EIC)	Difference (EIC - S/C)	General Condition of Room
101	900	Academic classrm.	5	82	24	30	-*6	Excellent
102	900	" "	5	82	25	30	-*5	"
103	900	" "	6	100	23	30	-*7	"
104	900	" "	6	100	29	30	-*1	"
105	1296	Science Lab.	5	82	28	30	-*2	"
106	1296	" "	6	100	28	30	-*2	"
107	882	Learning Resource	5	82	3 (LRC)	50 <sup>30</sup>	-*47	"
108	1386	Instrumental Music	3	50	28	60	-*32	"
109	1350	Art	5	82	28	30	-*2	"
(Girls Dressing)	1670	G. Dressg. Room	5	82				"
111	4590	Girls Gym	5	82	31	50	-*19	"
(Tornado Area)	3240	Occasional use as phys. ed. station	Varies by day	Varies	Boys or girls classes occ.			"
201	900	Academic classrm.	6	100	30	30	0	Excellent
202	900	" "	6	100	25	30	-*5	"
203	900	" "	5	82	28	30	-*2	"
204	900	" "	5	82	26	30	+2 -1 III	"
205	1260	For. Lang., Speech Newspaper Eng.	6	100	25	30	-*5	"
206	1584	Sewing Room	5	82	26	28	-*2	"
207	1260	Food Room	2	36	27	28	-*1	"
208	1296	Drawing Room	2	36	27	30	-*3	"
209	2376	Wood Shop	1	18	19	30	-*11	"
210	2376	Metal Shop	5	82	23	30	-*7	"

SCHOOL FACILITIES SURVEY (Continued)

Column A	Column B	Column C	Column D	Column E	Column F	Column G	Column H	Column I
211 (Boys Dressing Room)	4590	Boys Gym	5	82	29	50	- x21	Excellent
(Reading Clinic)	1670	Dressing Room	5	82				"
(Commons- Cafeteria)	200	Reading Clinic	3	50	5	5	0	"
Kitchen	6965	(Auditorium, Lunchroom, hallway)	6	100				
Media	2143	Food preparation	6	100				
(Counselor Office)	4500	Media Center	6	100				
Clinic	70	Counselor	6	100				
	400	Clinic	6	100				

SCHOOL FACILITIES SURVEY

Part I: Current Room Utilization and Condition

Highland Park Jr. High

(School)

Column A	Column B	Column C	Column D	Column E	Column F	Column G	Column H	Column I
Room Number	Size of Room (Sq. Ft.)	Present Use	Number of Periods Occupied Daily	Percent of Time in Use	Average Number of Students Per Class (S/C)	Effective Instructional Capacity (EIC)	Difference (EIC - S/C)	General Condition of Room
201	690	Learning Resource Center	5	83	4	23	-19	Fair
202	525	Language Arts Rm.	6	100	18	17	+ 1	Fair
203	585	Language Arts Rm.	6	100	18	19	- * 1	Fair
204	583	Language Arts Rm.	6	100	18	19	- * 1	Fair
205	573	Remedial Reading	6	100	10	19	- * 9	Fair
106	648	Social Studies	6	100	21	22	- * 1	Fair
107	648	Special Education	5	83	14	22	- * 8	Fair
101	624	Art Room	5	83	15	28	-13	Fair
102	648	Social Studies	6	100	21	22	- 1	Fair
Lib.	1,166	Media Center	6	100	30	<del>38</del> 17	-8	Fair
104	613	Art Room	4	67	20	24	- 4	Fair
105	953	Music	5	83	27	32	- 5	Fair
14	918	Drafting	1	17	24	<del>36</del> 30	-12	Good
Gym	3,376	Phy Ec.	6	100	48	12	* +36	Poor
W.Shop	1,440	Wood Shop	6	100	18	<del>48</del> 18	* -30	Fair
M.Shop	2,064	Metal Shop	6	100	18	<del>62</del> 18	* +44	Fair
08	648	Math	5	83	25	23	+ 2	Fair
10	550	Science	6	100	22	18	+14	Fair
01	648	Math-Science	4	67	22	22	0	Fair
02	576	Math	6	100	22	19	+ 3	Fair

\* = Includes cabinets, tables, equipment space

SCHOOL FACILITIES SURVEY (Continued)

Column A	Column B	Column C	Column D	Column E	Column F	Column G	Column H	Column I
11	688	H.Ec. Clothing	2	33	15	23	- 8	Poor
12	603	H.Ec. Food	5	83	18	20	- 2	Poor
Annex 19	750	Mathematics	6	100	26	25	+1	Fair
Annex 20	750	Social Studies	6	100	18	25	- 7	Fair
*Clinic	147	Nurse Office	3	50	Undetermined	Undetermined	Undetermined	Poor
Auditorium	3,867	Assemblies	Undetermined	--	Undetermined	Undetermined	Undetermined	Fair
*Lounge	230	Teacher Workroom	Undetermined	--	Undetermined	Undetermined	Undetermined	Poor
*Counselors Office	118	Counseling	6	100	Undetermined	Undetermined	Undetermined	Poor
Div. I Library	234	Media Center Off.	6	100	Undetermined	Undetermined	Undetermined	Fair
Counselors Office	150	Counseling	6	100	Undetermined	Undetermined	Undetermined	Fair
Div. II Office	211	Office (Main)	6	100	Undetermined	Undetermined	Undetermined	Poor
Asst. Office	97	Asst. Office	6	100	Undetermined	Undetermined	Undetermined	Poor
Prin. Office	156	Principals Office	6	100	Undetermined	Undetermined	Undetermined	Fair
Cafeteria	1,806	Cafeteria	2	33	Undetermined	Undetermined	Undetermined	Poor
Title I Library	209	Title I	5	83	Undetermined	Undetermined	Undetermined	Poor
	191	Media Center Work Room	6	100	Undetermined	Undetermined	Undetermined	Fair

\* = Includes cabinets, tables, equipment space

SCHOOL FACILITIES SURVEY

Part I: Current Room Utilization and Condition

HOLLIDAY JUNIOR HIGH SCHOOL  
(School)

Column A	Column B	Column C	Column D	Column E	Column F	Column G	Column H	Column I
Room Number	Size of Room (Sq. Ft.)	Present Use	Number of Periods Occupied Daily	Percent of Time in Use	Average Number of Students Per Class (S/C)	Effective Instructional Capacity (EIC)	Difference (EIC - S/C)	General Condition of Room
Gym	2,590	Physical Ed.	5 alternating	100%	40	26	+14	Poor
10	748	Mech. Drawing	1	16.5	29	25	+4	Excellent
11	1,703	Ind. Arts	5	83	27.4	<del>32</del> 30	-4.6	Average
12	1,032	Music	5	83	26.0	35	-9	Needs painting
13	539	Math & Eng.	5	83	25.4	25	+4	Needs painting
14	484	Math	4	66	25.0	25	0	Needs painting
15	682	Math & FLEX	4	66	26.7	30	-3.3	Needs painting
16	649	Social St.	5	83	29.0	30	-1	Needs painting
23	990	Art	5	83	27.4	<del>33</del> 30	-5.6	Needs painting
25	682	Special Ed.	5	83	10	30	-20	Needs painting
26	638	Lab.	6	100	22.6	30	-7.4	Needs painting
32	847	Science	5	83	23.8	30	-6.2	Needs painting
33	550	Eng., Soc. St., Spanish	4	66	25.2	25	+2	Needs painting
34	704	English	5	83	26.4	25	+1.4	Needs painting
35	693	Soc. St.	5	83	25.2	30	-4.8	Needs painting
36	649	English	4	66	25.7	30	-4.3	Needs painting

SCHOOL FACILITIES SURVEY (Continued)

Column A	Column B	Column C	Column D	Column E	Column F	Column G	Column H	Column I
31	726	Home Econ.	3	50	17.6	24	-X6.4	Needs painting
31	76	(Sewing Rm)						
30	770	Home Ec. (kitchen)	2	33	21.0	24	-X3	Needs painting
	198	Auditorium	1	16.5	14	25 M	-X11	Needs painting
	1,023	Stage						
	825	Health Room						To small
	44	Counselor Office						Average
	44	Principal Office						Average
20 20	563	Library						Average
	1,916							

SCHOOL FACILITIES SURVEY

Part I: Current Room Utilization and Condition

JARDINE JUNIOR HIGH

(School)

Column A	Column B	Column C	Column D	Column E	Column F	Column G	Column H	Column I
Room Number	Size of Room (Sq. Ft.)	Present Use	Number of Periods Occupied Daily	Percent of Time in Use	Average Number of Students Per Class (S/C)	Effective Instructional Capacity (EIC)	Difference (EIC - S/C)	General Condition of Room
D-301	900	Geog.; Foreign Language	3	50	26	30	-4	Very good
D-303	900	Social Studies	3	82	26	30	-4	Very good
D-305	900	Mathematics	5	82	27	30	-3	Very good
D-307	1188	English	5	82	25	30	-5	Very good
D-309	900	Mathematics	6	100	26	30	-4	Very good
D-300	900	Social Studies	5	82	25	30	-5	Very good
D-302	900	Mathematics	5	82	25	30	-5	Very good
D-304	900	Mathematics	5	82	25	30	-5	Very good
D-308	900	Counselor's Office	6	100	--	--	--	Very good
D-306	900	English	5	82	24	30	-6	Very good

SCHOOL FACILITIES SURVEY (Continued)

Column A	Column B	Column C	Column D	Column E	Column F	Column G	Column H	Column I
201 Library	1584	Library	6	100	--	<del>50</del> 110 <del>59</del>	--	Very good
C-203	480	Science	5	82	24	28	- 4	Very good
C-205	590	Science	5	82	25	28	- 3	Very good
C-200	900	Home Economics	6	100	24	28	- 4	Very good
C-202	1200	Home Economics	6	100	24	28	- 4	Very good
C-204	648	Learning <sup>Science</sup> Resources	6	100	6	15	- 9	Very good
C-209	1152	West Cafeteria	2	33	Lunch	--	--	Very good
C-211	960	East Cafeteria	2	33	Lunch	--	--	Very good
B-101	900	English	5	82	24	30	- 6	Very good
B-103	900	English	5	82	25	30	- 5	Very good
B-105	900	Geography	6	100	24	30	- 6	Very good
B-110	900	Counselor's Office	6	100	--	--	--	Very good
B-107	900	Mathematics	5	82	26	30	- 4	Very good
B-100	900	Mathematics	5	82	27	30	- 3	Very good
B-102	900	Reading	5	82	11	15	- 4	Very good
B-104	900	History	5	82	26	30	- 4	Very good
B-106	1188	English	5	82	28	30	- 2	Very good
B-108	900	History; Spanish	3	50	25	30	- 5	Very good



SCHOOL FACILITIES SURVEY (Continued)

Column A	Column B	Column C	Column D	Column E	Column F	Column G	Column H	Column I
A Office	192 132 609	(Administrative) Asst. Prin. Principal Outer Office	6	100	--	--	--	Very good
Metal Shop	1716	Industrial Arts	2	33	24	26	- 2	Very good
Wood Shop	1716	Industrial Arts	5	82	24	26	- 2	Very good
Gym	8046	Physical Educ.	6	100	30	30	--	Very good
Auditorium	3150	470 Capacity	0	--	--	-470 hp	--	Very good
Music	1140	General Music; Instrumental Music	5	82	25	35	- 10	Very good
Art A-401	945	Art	5	82	24	30	- 6	Very good
Mech. Draw. A-402	810	Art; Mech. Draw.	4	66	23	28	- 5	Very good

SCHOOL FACILITIES SURVEY

Part I: Current Room Utilization and Condition

Landon Junior High School

(School)

Column A	Column B	Column C	Column D	Column E	Column F	Column G	Column H	Column I
Room Number	Size of Room (Sq. Ft.)	Present Use	Number of Periods Occupied Daily	Percent of Time in Use	Average Number of Students Per Class (S/C)	Effective Instructional Capacity (EIC)	Difference (EIC - S/C)	General Condition of Room
B101	900	Classroom - Math, Art, Soc. Studies	six	100	26	30	-*4	Excellent
B102	864	Art room	six	100	21	20	+1	Excellent
B103	900	Classroom - Eng., Soc. studies	six	100	27	30	-*3	Excellent
B104	900	Classroom - Eng., Soc. studies	six	100	27	30	-*3	Excellent
B105	900	Classroom - FLEX, Soc. studies	six	100	27	30	-*3	Excellent
B106	900	Classroom - English	six	100	24	30	-*6	Excellent
B107	900	Media Center	—	—	—	22 <sup>sq</sup>	—	Excellent
B109	1440	Library	—	—	—	50 <sup>sq</sup>	—	Excellent

SCHOOL FACILITIES SURVEY (Continued)

Column A	Column B	Column C	Column D	Column E	Column F	Column G	Column H	Column I
C101	900	Science	six	100	23	24	- *1	Excellent
C102	900	Home economics Sewing & class- room	three	50	24	30	- *6	Excellent
C104	810	Foods Lab	three	50	24	24	0	Excellent
C103	900	Classroom - Math	six	100	28	30	- *2	Excellent
C105	900	Classroom - Math	six	100	26	30	- *4	Excellent
D102	1620	Music - Band & Chorus	four	67	29	54	- *25	Excellent
Gym	8640	Physical educ.	five	83	50	86	- *36	Excellent
E023	960	Mechanical drawing	three	50	24	32 <sup>30</sup>	- *8	Excellent
E037	2880	Shop	three	50	24	28	- *4	Excellent
A101	200	Counselor's complex	—	—	—	—	—	Excellent
A106	450	General office	—	—	—	—	—	Excellent
A103	108	Principal's office	—	—	—	—	—	Excellent
A111	126	Health clinic	—	—	—	—	—	Excellent

SCHOOL FACILITIES SURVEY (Continued)

Column A	Column B	Column C	Column D	Column E	Column F	Column G	Column H	Column I
A102	108	This room is actually the other half of the Principal's office. Now being used as a Learning Disabilities classroom. Separated from A103 by folding curtain.	three	50	2	0	+2	Terrible. This was never intended to be used as a classroom. Totally inadequate.
*X10	860	Classroom - Reading	five	83	13	29	- *16	Average
X20	860	Classroom - Soc. studies	six	100	29	29	0	Average
X08	860	Classroom - EMR - Level III and Soc. studies	six	100	6 EMR & 22 in soc. studies	30 <sup>th</sup> used as EMR classroom five periods a day	- *8 for one period only	Average
X09	860	Offices for Psychological Services for this zone						Average
* - X stands for annex which is the portable classrooms.								

SCHOOL FACILITIES SURVEY

Part I: Current Room Utilization and Condition

ROOSEVELT JUNIOR HIGH 10/23/74  
(School)

Column A	Column B	Column C	Column D	Column E	Column F	Column G	Column H	Column I
Room Number	Size of Room (Sq. Ft.)	Present Use	Number of Periods Occupied Daily	Percent of Time in Use	Average Number of Students Per Class (S/C)	Effective Instructional Capacity (EIC)	Difference (EIC - S/C)	General Condition of Room
110	744	Classroom	Used by PE, 6 hrs Nov, Dec, Jan, Feb	44%	34.1	24.8	+9.3	Average
111	648	Classroom	5	80%	25.8	21.6	+4.2	Average
112	720	Classroom	5	80%	27.2	24.0	+3.2	Average
114	88	Guidance Office	4	60%				Average
117	630	Office	6	100%				Average
116	528	Clinic and Workroom	6	100%				Poor
115	1080	Classroom	5	80%	22.0	<del>36.0</del> 30	-14	Average
109	120	Guidance Office	5	80%				Average
108	720	Classroom	6	100%	23.6	24.0	-.4	Average
107	720	Classroom	5	80%	19.6	24.0	-4.4	Average
106	1500	Music	5	80%	31.4	25.0	<del>-3.6</del> +6.4	Average
102	744	Drafting	2	40%	16.5	24.8	-8.3	Average
101	882	Art	5	80%	26.0	29.6	-3.6	Average

SCHOOL FACILITIES SURVEY (Continued)

Column A	Column B	Column C	Column D	Column E	Column F	Column G	Column H	Column I
103	2088	Shop	5	80%	23.6	30.0	-6.4	Average
	2808	Gym	6	100%	30.6	30.0	+ .6	Average
	969	Stage						Poor
	5325	Auditorium				<del>800</del>		Poor
201	744	Classroom	6	100%	27.1	24.7	+2.4	Average
202	1872	Home Ec	6	100%	27.1	<del>56.0</del> 30	<del>28.9</del>	Poor
204	1080	Science	5	80%	25.6	30.0	<del>4.4</del>	Average
205	744	Classroom	4	60%	23.0	24.6	<del>1.6</del>	Average
301	1199	Library	6	100%				Average
302	720	Classroom Reading	5	80%	9.8	12.0	<del>2.2</del>	Average
303	744	Classroom	5	80%	27.8	24.6	+3.2	Average
304	768	Classroom	5	80%	25.2	25.6	<del>.4</del>	Average
305	768	Classroom	5	80%	29.8	25.6	+4.2	Average
Balcony	504	LD Class	3	50%	3.0	8.0	<del>5.0</del>	Poor

Elementary Schools

SCHOOL FACILITIES SURVEY

Part I: Current Room Utilization and Condition

AVONDALE EAST

(School)

Column A	Column B	Column C	Column D	Column E	Column F	Column G	Column H	Column I
Room Number	Size of Room (Sq. Ft.)	Present Use	Number of Periods Occupied Daily	Percent of Time in Use	Average Number of Students Per Class (S/C)	Effective Instructional Capacity (EIC)	Difference (EIC - S/C)	General Condition of Room
EK	1435	Kindergarten	6	100%	29.5	47.83	-18.33	Good
SK	1420	Kindergarten (FT)	5	83%	26.	47.33	-21.33	Good
101	790	Primary Reading	6	100%	8.5	26.33	-17.83	Good
102	773	First Grade	6	100%	17	25.77	-8.77	Good
103	790	First Grade	6	100%	19	26.33	-7.33	Good
104	778	Second Grade	6	100%	24	25.93	-1.93	Good
105	790	First Grade (FT)	6	100%	22	26.33	-4.33	Good
106	790	First Grade	6	100%	16	26.33	-10.33	Good
107	790	Second Grade	6	100%	24	26.33	-2.33	Good
109	790	Second Grade (FT)	6	100%	17	26.33	-9.33	Good
116	788	Fourth Grade	6	100%	27	26.27	+ .73	Good
118	788	Fifth Grade	6	100%	17	26.27	-9.27	Good
119	788	Third Grade	6	100%	27	26.27	+ .73	Good
120	788	Third Grade	6	100%	26	26.27	-* .27	Good
121	788	Third Grade (FT)	6	100%	14	26.27	-12.27	Good
122	788	Fourth Grade	6	100%	26	26.27	-* .27	Good



SCHOOL FACILITIES SURVEY (Continued)

Column A	Column B	Column C	Column D	Column E	Column F	Column G	Column H	Column I
123	788	Fifth Grade	6	100%	22	26.27	-4.27	Good
124	788	Learning Resources	6	100%	5.5	26.27	-20.77	Good
125	788	Sixth Grade	6	100%	23	26.27	-3.27	Good
126	783	Sixth Grade	6	100%	23	26.10	-3.10	Good
127	783	Intermediate Reading	6	100%	9.83	26.27	-16.44	Good
114	1560	Library	6	100%	23.83	52.00 <i>yrp</i>	-28.17	Good
117	788	Music	6	100%	23.83	26.27	-2.44	Good
---		Health Room	3.5	58%	n/a	n/a	n/a	Good
Stage		Counselor	3	50%	n/a	n/a	n/a	

SCHOOL FACILITIES SURVEY

Part I: Current Room Utilization and Condition

AVONDALE SOUTHWEST

(School)

Column A	Column B	Column C	Column D	Column E	Column F	Column G	Column H	Column I
Room Number	Size of Room (Sq. Ft.)	Present Use	Number of Periods Occupied Daily	Percent of Time in Use	Average Number of Students Per Class (S/C)	Effective Instructional Capacity (EIC)	Difference (EIC - S/C)	General Condition of Room
118	812	6	6	100%	21	27	-6	Excellent
116	812	4	6	100%	26	27	-1	Excellent
114	812	Media	6	100%	--	--	--	Excellent
112	812	Media	6	100%	--	--	--	Excellent
110	812	Knsg.	6	100%	26) am 26) pm	27	-1	Excellent
115	812	5	6	100%	20	27	-7	Excellent
113	812	4	6	100%	27	27	0	Excellent
111	812	5	6	100%	19	27	-8	Excellent
109	812	6	6	100%	21	27	-6	Excellent
102	812	LD Self Cont	6	100%	9	27	-18	Excellent
104	812	1	6	100%	29	27	+2	Excellent

SCHOOL FACILITIES SURVEY (Continued)

Column A	Column B	Column C	Column D	Column E	Column F	Column G	Column H	Column I
106	812	2	6	100%	25	27	- 2	Excellent
108	812	3	6	100%	24	27	- 3	Excellent
101-A	406	Counselor or Speech Reading	6	100%	--	--	--	Excellent
101-B	406		3	50%	--	--	--	Excellent
103	812	1	6	100%	26	27	- 1	Excellent
105	812	2	6	100%	26	27	- 1	Excellent
107	812	3	6	100%	24	27	- 3	Excellent
Multi- Purpose Rm		Phy Ed, Band Lunchroom	6	95%	--	--	--	Excellent
Principal Office	225	--	--	--	--	--	--	Excellent
Lounge	540	--	--	--	--	--	--	Excellent
Clinic	270	--	--	--	--	--	--	Excellent
	160	--	--	--	--	--	--	Excellent
					348	378	30	

SCHOOL FACILITIES SURVEY

Part I: Current Room Utilization and Condition

Avondale West

(School)

Column A	Column B	Column C	Column D	Column E	Column F	Column G	Column H	Column I
Room Number	Size of Room (Sq. Ft.)	Present Use	Number of Periods Occupied Daily	Percent of Time in Use	Average Number of Students Per Class (S/C)	Effective Instructional Capacity (EIC)	Difference (EIC - S/C)	General Condition of Room
101	720	Classroom	6	100	26	24	+2	Good
102	720	"	6	100	19	24	-5	Good
103	720	"	6	100	21	24	-3	Good
104	720	"	6	100	25	24	+1	Good
105	720	"	6	100	21	24	-3	Good
106	432	"	6	100	26	15	+11	Good
107	720	"	6	100	18	24	-6	Good
108	720	Kdgn. Classroom Inst. Music Strings Enrichment Prog.	3 2 quarter days per week 1	50 10	26	24	+2	Good
109	720	Classroom	6	100	21	24	-3	Good
111	1350	Kdgn. Classroom	6	100	26 am 27 pm	4530	+8	Good

SCHOOL FACILITIES SURVEY (Continued)

Column A	Column B	Column C	Column D	Column E	Column F	Column G	Column H	Column I
201	720	Classroom	6	100	25	24	+1	Good
202	720	"	6	100	26	24	+2	Good
203	720	"	6	100	28	24	+4	Good
204	720	"	6	100	26	24	+2	Good
205	720	"	6	100	23	24	-1	Good
206	720	Media Center	6	100				Good
209	720	" "	6	100				Good
207	720	Classroom	6	100	26	24	+2	Good
South Annex	720	"	6	100	20	24	-4	Poor
North Annex	720	Vocal Music Instrumental Music	6	100		24		Poor
Health Room	120	Student Clinic						Good
	192	Book Storage Special Reading Speech Testing	5	83	10	6	+4	Poor
	180	Teachers Lounge						Poor
	2 10	Storage Teachers Workroom						Good
Aud. Multi-Purpose	4,374	P.E. Lunchroom Assembly L.D. on stage	6	100				Very Poor

SCHOOL FACILITIES SURVEY

Part I: Current Room Utilization and Condition

Belvoir

(School)

Column A	Column B	Column C	Column D	Column E	Column F	Column G	Column H	Column I
Room Number	Size of Room (Sq. Ft.)	Present Use	Number of Periods Occupied Daily	Percent of Time in Use	Average Number of Students Per Class (S/C)	Effective Instructional Capacity (EIC)	Difference (EIC - S/C)	General Condition of Room
101	780	Team Reading	6	100%	7	26	-19	Average
103	780	Special Ed.	6	100%	8	26	-18	Average
105	780	Primary I	6	100%	22	26	-4	Average
K	900	Kindergarten	3	50%	26	30	-4	Average
100	720	Band	2 approx.	20%	10	24	-14	below average
102	720	Headstart	6	100%	17	24	-7	below average
104	670	Headstart	6	100%	17	22	-5	below average
106	900	Grade 6	6	100%	21	30	-9	good
107	900	Remedial Reading	6 (teacher vacancy)	100%	7	30	-23	good
108	900	Grade 5	6	100%	23	30	-7	good
109	900	Teacher Aides	4	65%	5	30	-25	good
110	900	Primary II	6	100%	20	30	-10	good

SCHOOL FACILITIES SURVEY (Continued)

Column A	Column B	Column C	Column D	Column E	Column F	Column G	Column H	Column I
111	900	Grade 6	6	100%	21	30	- 9	good
112	900	Primary I & II	6	100%	20	30	-10	good
113	900	Grade 4 & 5	6	100%	21	30	- 9	good
115	900	Primary III	6	100%	22	30	- 8	good
117	900	Grade 4	6	100%	24	30	-6	good
119	900	Learning Resources	6	100%	7	30	- 23	good
Office	80	Counselor	6	100%	Irreg.	0	0	average
Media Center	1000	Media Center	6	100%	20	<del>30</del> 11 <sup>2</sup>	-10	inadequate A-V storage
Gym	5670							
Princ. Office	120							
Workroom	300							
Clinic	90							
Lounge	270							
Outer Office 144								
Stage	864							

SCHOOL FACILITIES SURVEY

10-16-74  
J.D. Lunk

Part I: Current Room Utilization and Condition

BISHOP ELEMENTARY SCHOOL

(School)

Column A	Column B	Column C	Column D	Column E	Column F	Column G	Column H	Column I
Room Number	Size of Room (Sq. Ft.)	Present Use	Number of Periods Occupied Daily	Percent of Time in Use	Average Number of Students Per Class (S/C)	Effective Instructional Capacity (EIC)	Difference (EIC - S/C)	General Condition of Room
109	285	P.M. Kdgn	3	50%	21	10	+11	Good
112	1247	A.M.-P.M. Kdgn	6	100%	22	30	-8	Excellent
116	150	Reading, Speech violin music	5	83%		30	-8	Excellent
117	800	Level 3	6	100%	24	27	-3	Excellent
118	891	Level 3	6	100%	24	30	-6	Excellent
119	891	Level 2	6	100%	28	30	-2	Excellent
120	800	Level 2	6	100%	28	27	+1	Excellent
121	800	Level 1	6	100%	32	27	+5	Excellent
122	891	Level 1	6	100%	32	30	+2	Excellent
Note:	Rooms 121 and 122 are open forming one large room with three teachers serving 64 students in the large open 'double' room.							
123	891	Level 2	6	100%	28	30	-2	Excellent
124	800	Level 3	6	100%	25	27	-2	Excellent
126-127	1798	Lib. Media Center	6	100%				Excellent



SCHOOL FACILITIES SURVEY (Continued)

Column A	Column B	Column C	Column D	Column E	Column F	Column G	Column H	Column I
136	150	Sec. Office	8	100%				Excellent
137	132	Prin. Office	8	100%				Excellent
139	120	Nurse	6	100%				Excellent
141	324	Tchrs. Lounge	6	100%				Excellent
143	630	Learning Disabilities	6	100%				Excellent
130	2400	Multipurpose:	6	100%				Excellent
I-108	270	P.E., Band, Lunch Tchrs. Planning	7	100%				Excellent
I-118	607	Music	6	100%				Excellent
I-120	6,843	Intermediate Levels 4, 5, 6	6	100%	198	228	-30	Excellent

SCHOOL FACILITIES SURVEY

Part I: Current Room Utilization and Condition

Central Park

(School)

Column A	Column B	Column C	Column D	Column E	Column F	Column G	Column H	Column I
Room Number	Size of Room (Sq. Ft.)	Present Use	Number of Periods Occupied Daily	Percent of Time in Use	Average Number of Students Per Class (S/C)	Effective Instructional Capacity (EIC)	Difference (EIC - S/C)	General Condition of Room
Kg.	1302	Kg.	6	100	26.5	43	-16.5	Excellent
100	868	Primary One	6	100	18	29	-11	Excellent
101	868	Vocal Music	6 (M, Tu, F)	50 yearly Av.	25	29	-4	Excellent
102	868	Primary Two	6	100	26	29	-3	Excellent
103	868	Primary One	6	100	18	29	-11	Excellent
104	868	Primary Three	6	100	28	29	-1	Excellent
105	868	Level Four	6	100	27	29	-2	Excellent
106	868	Reading-Title I	6	100	7	29	-22	Excellent
107	868	Level Six	6	100	32	29	+3	Excellent
108	868	Level Five	6	100	25	29	-4	Excellent
109	868	Level Four/Five	6	100	23	29	-6	Excellent
110	868	Sp.Ed -PSA	6	100	6	29	-23 hp	Excellent
111	1302	Sp.Ed. TMR	6	100	12	43	-31 hp	Excellent - Needs Paint

SCHOOL FACILITIES SURVEY (Continued)

Column A	Column B	Column C	Column D	Column E	Column F	Column G	Column H	Column I
112	1302	Sp. Ed. TMR	6	100	12	43	-31 <i>WA</i>	Excellent Needs Paint

SCHOOL FACILITIES SURVEY (Continued)

Column A	Column B	Column C	Column D	Column E	Column F	Column G	Column H	Column I
113	168	Speech Therapy	3	50				
Multi-Purpose	3192	P.E. Hot Lunch	6	100				
Media Center	1940	Media Programs	6	100				
Health Rm.	216	Health						
Conf.	240	Various Meetings						
Cons.	168	L. D. & Reading	6	100				
Teacher's Lounge	336	R & R						
Teacher's Work Rm.	288	Material Preparations						
Prin. Office	168							
Sec. Office	192							

SCHOOL FACILITIES SURVEY

Part I: Current Room Utilization and Condition

Clay Elementary School

(School)

Column A	Column B	Column C	Column D	Column E	Column F	Column G	Column H	Column I
Room Number	Size of Room (Sq. Ft.)	Present Use	Number of Periods Occupied Daily	Percent of Time in Use	Average Number of Students Per Class (S/C)	Effective Instructional Capacity (EIC)	Difference (EIC - S/C)	General Condition of Room
101	638	Food Serv. Office	6 periods	100				Excellent
102	726	Clinic, Teacher's Workroom, Rem. Reading, Speech						Poor
103	1,012	Kdgn.	3 periods	50	17	<del>33</del> <sup>30</sup>	-16	Fair
105	726	I-6	6 "	100	19	24	- 5	Poor
Office	110	Secretary	6 "	100				Poor
Office	170	Principal	3 "	50				Poor
Library	1,128		6 "	100				Good
Multi-Purpose	2,400	Phy. Ed., Lunch, Films, Plays						Poor
201	660	P-1	6 periods	100	20	22	- 2	Poor

SCHOOL FACILITIES SURVEY (Continued)

Column A	Column B	Column C	Column D	Column E	Column F	Column G	Column H	Column I
202	660	I-5	6 periods	100	25	22	+ 3	Poor
203	660	Music, Speech, Reading						Poor
204	660	P-3 & I-4	6 periods	100	26	22	+ 4	Poor
205	660	P-2	6 periods	100	16	22	- 6	Poor
206-W	575	L.D.	6 periods	100	7	19	-12	Fair
206-E	600	L.D.	6 periods	100	11	20	- 9	Good

SCHOOL FACILITIES SURVEY

Part I: Current Room Utilization and Condition

CRESTVIEW ELEMENTARY

(School)

Column A	Column B	Column C	Column D	Column E	Column F	Column G	Column H	Column I
Room Number	Size of Room (Sq. Ft.)	Present Use	Number of Periods Occupied Daily	Percent of Time in Use	Average Number of Students Per Class (S/C)	Effective Instructional Capacity (EIC)	Difference (EIC - S/C)	General Condition of Room
101	672	Sixth Grade	6 daily	100	23	22	+1	Good
102	672	Sixth Grade	6 daily	100	24	22	+2	Good
103	672	Fifth Grade	6 daily	100	22	22	--	Good
104	672	Fourth Grade	6 daily	100	20	22	-2	Good
105	672	Fifth Grade	6 daily	100	22	22	--	Good
106	672	L.D. Self-contd.	6 daily	100	5	22	-17	Good
107	672	F-T 2nd & 3rd	6 daily	100	23	22	+1	Good
108	672	F-T Ktgn.	6 daily	100	23	22	+1	Good
109	672	F-T 1st	6 daily	100	20	22	-2	Good
110	672	Vocal Music Speech Clin.	6 on T & Th 3 on M-W-F	100	23	22	+1	Good
111	672	Counselor Spec. Reading	6 daily	100	5	22 <i>hp</i>	-17	Good
112	672	Third Grade	6 daily	100	22	22	--	Good
113	1156	Media Center		80	23	38 <i>hp</i>	-15	Good

SCHOOL FACILITIES SURVEY (Continued)

Column A	Column B	Column C	Column D	Column E	Column F	Column G	Column H	Column I
114	672	Third Grade	6 daily	100	23	22	+1	Good
115	1156	Kindergarten	6 daily	100	32.5	<del>38</del> 30	-5.5	Good
116	672	Second Grade	6 daily	100	23	22	+1	Good
117	672	Fourth Grade	6 daily	100	19	22	-3	Good
118	672	First Grade	6 daily	100	27	22	+5	Good
119	672	First Grade	6 daily	100	26	22	+4	Good
120	672	Second Grade	6 daily	100	21	22	-1	Good
121	672	L.D. Self-contd.	6 daily	100	9	22	-13	Good
M.P.	3000	Gym-Auditorium	6 daily	100	23	<del>100</del> hp	--	Good
Office	266	Outer office	6 daily	100	--	--	--	Good
Office	130	Prin. office	6 daily	100	--	--	--	Good
Clinic	150	Health Room	Varies	Varies	--	--	--	Good
Lounge	150	Tchrs. Lounge	Varies	Varies	--	--	--	Good
Work Rm.	289	Tchrs. Prep.	Varies	Varies	--	--	--	Good



12/17/74

SCHOOL FACILITIES SURVEY

Part I: Current Room Utilization and Condition

Gage Elementary (24)  
(School)

*Kenneth R. Timken*

Column A	Column B	Column C	Column D	Column E	Column F	Column G	Column H	Column I
Room Number	Size of Room (Sq. Ft.)	Present Use	* All Day Number of Periods Occupied Daily	Percent of Time in Use	Average Number of Students Per Class (S/C)	Effective Instructional Capacity (EIC)	Difference (EIC - S/C)	General Condition of Room
101	660	1st Grade	6 periods *	100%	21	22	-1	Good
102	660	2nd Grade	66 periods *	100%	28	22	+6	Good
103	660	1st Grade	6 periods *	100%	20	22	-2	Good
104	660	Vocal Music Inst. Music Storage	4 periods	67%	22	22	0	Good
105	374	Teacher's Work- room Teacher's Lounge Kitchen	5+ periods	85%	N.A.	N.A.	N.A.	Good
Office (Inner Outer & Supply)	308	Inner, Outer Office & Supply Room	6 periods *	100%	N.A.	N.A.	N.A.	Good
106	660	Speech Correction Health Clinic Listening Center & Media Machine	4+ periods	70%	4	22	-18 (N.A.)	Good

SCHOOL FACILITIES SURVEY (Continued)

\*All Day

Column A	Column B	Column C	Column D	Column E	Column F	Column G	Column H	Column I
107	1292	Library	3 periods	50%	22	43 (N.A.)	<del>-21</del> <sup>78</sup> <del>-1</del> (N.A.)	Good
108	1020	Kindergarten	6 periods *	100%	32	34 A.M. 30 34 P.M. 30	-2	Good
M.P. Room	2772	Physical Ed. Lunch Room Inst. Music Other Large Group Activities	4+ periods	70%	22	(N.A.)	(N.A.)	Good
201	660	3rd Grade	6 periods *	100%	23	22	+1	Good
202	666	4th Grade	6 periods *	100%	26	22	+4	Good
203	660	4th Grade	6 periods *	100%	27	22	+5	Good
204	660	6th Grade	6 periods *	100%	20	22	-2	Good
205	660	6th Grade	6 periods *	100%	20	22	-2	Good
206	660	5th Grade	6 periods *	100%	22	22	0	Good
207	672	5th & 6th Grade	6 periods *	100%	18	22.4	-2.4 <sup>-1.1</sup>	Good
208	576	3rd Grade	6 periods *	100%	21	19.2	+1.8	Good
Special Reading (Ladies Rest Room	210	Special Reading Special Testing Special Group Study	2+ periods	40%	4	7 (N.A.)	-3 (N.A.)	Good

SCHOOL FACILITIES SURVEY

Part I: Current Room Utilization and Condition

Grant Elementary

(School)

Column A	Column B	Column C	Column D	Column E	Column F	Column G	Column H	Column I
Room Number	Size of Room (Sq. Ft.)	Present Use	Number of Periods Occupied Daily	Percent of Time in Use	Average Number of Students Per Class (S/C)	Effective Instructional Capacity (EIC)	Difference (EIC - S/C)	General Condition of Room
100	891	Kindergarten Special Conf.	3+	50	31	29.7	+1.3	Good
102	792	Primary 1	6	100	24	26.4	-2.4	Good
103	792	Headstart	6	100	33	26.4	-6.6	Fine
104	792	Primary 2	6	100	24	26.4	-2.4	Fine
105	792	Title I Team Teacher and aides	6	100	45	26.4	+18.6	Fine
107	792	Grade 6	6	100	20	26.4	-6.4	Fine
M. P.Rm.	3078	Multi-purpose Room		80				Good to Poor Walls
P. Office	140	Principal's Office						Fine
Lunch	1008	Breakfast and Lunch						Poor - acustical treatment needed
Clinic	108	Clinic						Good
Outer Off.	312	Outer-Office						Good

SCHOOL FACILITIES SURVEY (Continued)

Column A	Column B	Column C	Column D	Column E	Column F	Column G	Column H	Column I
200	792	Sp.Ed. Level I	6	100	9	26.4	-17.4	Poor
201	792	Sp.Ed. Level II	6	100	8	26.4	-18.4	Good
202	792	L.D. and Speech	6	100	29	26.4	+ 2.6	Good
203	792	Sp.Ed. Level II	6	100	8	26.4	-18.4	Good
204	792	Grade 4	6	100	19	26.4	- 7.4	Good
205	792	Special Reading Adult Education Special Services	5	80	25	26.4	- 1.4	Good
206	792	Grade 5	6	100	24	26.4	- 2.4	Good
207	792	Vocal Music and Special Services	3+	60				Good
208		Special Services Cluster Office	6					Needs partitions and better Ventilation
209	792	Primary 3	6	100	22	26.4	- 4.4	Good
211	1197	Media Center	4	60				Good

SCHOOL FACILITIES SURVEY

Part I: Current Room Utilization and Condition

Highland Park Central Elementary  
(School)

Column A	Column B	Column C	Column D	Column E	Column F	Column G	Column H	Column I
Room Number	Size of Room (Sq. Ft.)	Present Use	Number of Periods Occupied Daily	Percent of Time in Use	Average Number of Students Per Class (S/C)	Effective Instructional Capacity (EIC)	Difference (EIC - S/C)	General Condition of Room
101	900	P1 and P2	4	100	21	30	-9	Good
102	900	P1	4	100	22	30	-8	Good
103	900	P2	4	100	23	30	-7	Good
104	900	P1	4	100	23	30	-7	Good
105	900	K	2	50	18	30	-12	Good
106	900	P3	4	100	22	30	-8	Good
107	900	Learning Res.	4	100	7	30	-23	Good
108	900	P3	4	100	21	30	-9	Good
109	900	Reading	4	100	4	30	-26	Good
110	900	I4	4	100	25	30	-5	Good
111	900	I4	4	100	27	30	-3	Good
112	900	P3	4	100	23	30	-7	Good
113	700	Reading	4	100	5	23	-18	Fair

SCHOOL FACILITIES SURVEY (Continued)

Column A	Column B	Column C	Column D	Column E	Column F	Column G	Column H	Column I
115	700	I6	4	100	26	23	+3	Fair
116	700	I5	4	100	22	23	-1	Fair
117	700	I6	4	100	24	23	+1	Fair
118	700	I5	4	100	24	23	+1	Fair
119	700	I6	4	100	21	23	-2	Fair
120	700	I5	4	100	22	23	-1	Fair
121	840	Sp.Ed. Level I	4	100	8	28	-20	Good
123	840	Sp.Ed. Level I	4	100	11	28	-17	Good
125	990	Sp.Ed. Level II	4	100	9	<del>33</del> 30	-24	Good
127	990	K	4	100	21	<del>33</del> 30	-12	Good
132-133	1450	Media Center	4	100				Good
136	2520	Multi-Purpose	4	100				Good
MusicRoom	420	Music	4	100	23	14	+9	Poor

SCHOOL FACILITIES SURVEY

Part I: Current Room Utilization and Condition

Highland Park North  
(School)

Column A	Column B	Column C	Column D	Column E	Column F	Column G	Column H	Column I
Room Number	Size of Room (Sq. Ft.)	Present Use	Number of Periods Occupied Daily	Percent of Time in Use	Average Number of Students Per Class (S/C)	Effective Instructional Capacity (EIC)	Difference (EIC - S/C)	General Condition of Room
1	120	Reception	6	100				Good
2	120	Prin. Office						Good
3	240	Guidance	6	100				Good
4	240	Lounge & Work Room	6	100				Good
4	1200	Kindergarten	6	100	22.5/session	40/session	-18/session	Good
Clin.	120	Nurse						Good
Mul.								Good
Pur.	1850							Good
13	830	Fifth Level	6	100	25	28	-3	Good
14	830	Fifth Level	6	100	24	28	-4	Good
15	830	Sixth Level	6	100	19	28	-9	Good
16	830	Sp. Education	6	100	6	28	-22	Good
17	830	Sixth Level	6	100	19	28	-9	Good
18	830	Fourth Level	6	100	28	28	0	Good
19	830	Fourth Level	6	100	27	28	-1	Good
20	830	Med. Center	6	100		28		Good
25	830	Second Level	6	100	25	28	-3	Good
26	830	First Level	6	100	18	28	-10	Good
27	830	Title I Rdg.						
		Rdg. Resource	6	100	11	28	-17	Good
28	830	Music & Speech	6	100	23	28	-5	Good
29	830	Third Level	6	100	25	28	-3	Good
30	830	Third Level	6	100	24	28	-4	Good
31	830	Second Level	6	100	24	28	-4	Good

SCHOOL FACILITIES SURVEY (Continued)

Column A	Column B	Column C	Column D	Column E	Column F	Column G	Column H	Column I
32 Annex	830 760	First Level. Sp. Education	6 6	100 100	21 5	28 25	-7 -20	Good Fair



SCHOOL FACILITIES SURVEY

Part I: Current Room Utilization and Condition

Highland Park South  
(School)

RECEIVED

OCT 20 1974

PLANNING & EVALUATION  
OFFICE

Column A	Column B	Column C	Column D	Column E	Column F	Column G	Column H	Column I
Room Number	Size of Room (Sq. Ft.)	Present Use	Number of Periods Occupied Daily	Percent of Time in Use	Average Number of Students Per Class (S/C)	Effective Instructional Capacity (EIC)	Difference (EIC - S/C)	General Condition of Room
1.	169	Secretary Clerk	4	100				
2.	169	Principal	4	100				
3.	253.5	5 Rem. Read	2	50	3	8.4	-5.4	
3.		5 Speech	2	50	3			
4	1270	Kindergarten	4	100	25	42.30	*17	
6.	137.5	Health	1	25				Good - Too Small
7	425	Kitchen	1	25				
10	1926	All Purpose	4	100				
11	402	Stage	4	100				
13	792	5th	4	100	27	26.4	+1.6	Good
14	792	E.D.	4	100	5	26.4	-21.4 hp	"
15	792	Cluster Sp.Ed	4	100				"
16	792	L.R	4	100	7	26.4	-19.4 hp	"
17	792	5th 6th	4	100	24	26.4	*2.4	"
18	792	5th	4	100	26	26.4	*.4	"
19	792	6th	4	100	29	26.4	+2.6	"
20	792	6th	4	100	29	26.4	+2.6	"

SCHOOL FACILITIES SURVEY (Continued)

Column A	Column B	Column C	Column D	Column E	Column F	Column G	Column H	Column I
25	792	Library	4	100				Good - Too Small
26	792	MUSIC	4	100				
27	792	2 <sup>nd</sup>	4	100	26	26.4	-7.4	
28	792	2 <sup>nd</sup>	4	100	26	26.4	-7.4	
29	792	3 <sup>rd</sup>	4	100	27	26.4	+1.6	
30	792	L.R	2	50	7	26.4	-19.4	
30		Counselor	2					
31	792	Gr 1	4	100	19	26.4	-7.6	Good
32	792	Kindergarten	2	50	17	26.4	-9.4	"
33	957	Gr 1	4	100	19	30	-11	Good to Exc.
34	957	Gr 3	4	100	27	30	-3	"
35	957	Gr 3	4	100	27	30	-3	"
36	957	Gr 1	4	100		30	-11	"
37	957	Gr 4	4	100		30	0	"
38	957	Gr 4	4	100		30	0	"
43		Teacher's lounge						
45		Tornado shelter and Gym						

SCHOOL FACILITIES SURVEY

Part I: Current Room Utilization and Condition

Hudson Elementary School

(School)

Column A	Column B	Column C	Column D	Column E	Column F	Column G	Column H	Column I
Room Number	Size of Room (Sq. Ft.)	Present Use	Number of Periods Occupied Daily	Percent of Time in Use	Average Number of Students Per Class (S/C)	Effective Instructional Capacity (EIC)	Difference (EIC - S/C)	General Condition of Room
101	900	Classroom Gr. 5	6	100	22	30	- 8	Inadequate ventilatio
102	900	Classroom Gr. 4	6	100	22	30	- 8	" "
103	900	Classroom Gr. 5-6	6	100	23	30	- 7	" "
104	900	Classroom Gr. 4	6	100	23	30	- 7	" "
105	900	Classroom Gr. 6	6	100	26	30	- 4	" "
106	900	Classroom Gr. 2	6	100	17	30	- 13	" "
107	900	Media Center	6	100				" "
108	900	Classroom Gr. 2	6	100	19	30	- 11	" "
109	900	Classroom Gr. 1	6	100	24	30	- 6	" "
111	900	Classroom Gr. 1	6	100	21	30	- 9	" "
113	1080	Kindergarten	6	100	23	36 <sup>30</sup>	- 13	" "
Annex 1	900	Classroom Gr. 3	6	100	26	30	- 4	" "
Annex 2	900	Special Reading	6	100	10	30	- 20	" "

SCHOOL FACILITIES SURVEY (Continued)

Column A	Column B	Column C	Column D	Column E	Column F	Column G	Column H	Column I
Annex 3	900	Remedial Reading Speech & Band	6	100	20	30	10	Inadequate Vent.
Multi- Purpose	900	Gym & Lunchroom	6	100				" "
Lounge	108	Lounge	6	100				" "
Health Room	144	Nurses Office	5	85				" "
Work Room	162	Storage & Work Room	5	85				" "
Stage	1080	Storage & Plays	6	100				" "
Counselors	54	Counseling	6	100				" "
Principals Office	81	Principal	6	100				" "
Outer Office	162	Secretary	6	100				" "

SCHOOL FACILITIES SURVEY

Part I: Current Room Utilization and Condition

Lafayette  
(School)

Column A	Column B	Column C	Column D	Column E	Column F	Column G	Column H	Column I
Room Number	Size of Room (Sq. Ft.)	Present Use	Number of Periods Occupied Daily	Percent of Time in Use	Average Number of Students Per Class (S/C)	Effective Instructional Capacity (EIC)	Difference (EIC - S/C)	General Condition of Room
101	1134	Kindergarten	3	50%	27	<del>37</del> 30	-10	Average Needs new Chairs
102	810	Kindergarten (FT)	5	83%	22	27	- 5	Average "
103	810	Level 1 (F.T.)	6	100%	11	27	-16	Average "
104	810	Kindergarten (F.T.)	5	83%	20	27	-7	Average "
105	810	Level 1 (F.T.)	6	100	12	27	-15	Average "
106	810	Instrumental Music Teachers Lounge Meetings	3	50	15	27	-12	Average-Roof Leaks
	108	Counselor's Office	6	100%	3	<del>3</del> 11 <sup>p</sup>	0	Good
	162	Planning Room	6	100%	0	<del>5</del> 11 <sup>p</sup>	-5	Poor - No window - Just outside the one toilet facility for 50 women.
	216	Health Room	6	100%	3	<del>7</del> 11 <sup>p</sup>	-4	

SCHOOL FACILITIES SURVEY (Continued)

Column A	Column B	Column C	Column D	Column E	Column F	Column G	Column H	Column I
108	810	Levels 2-3	6	100%	20	27	-7	Poor - Furniture
110	810	Level 3	6	100%	24	27	-3	Average - Furnitur Counter Tops
112	810	Levels 4-5	6	100%	24	27	-3	Average
114	810	Level 4	6	100%	23	27	-4	Average
116	810	Level 6	6	100%	23	27	-4	Average - Chairs
107-109	1620	Media Center	6	100%	37	<del>54</del> nr	-17	Poor - Roof Leaks Water In Partition
111	810	Level 4	6	100%	27	27	0	Average
113	810	Level 6	6	100%	24	27	-3	Average
115	810	Levels 5-6	6	100%	23	27	-4	Average
Multipurpose Room + Stage	2520 <hr/> 1134 3654	All Children	6	100%	25	<del>61</del> hr	-36	Average-Need New Stage Curtain

SCHOOL FACILITIES SURVEY (Continued)

Column A	Column B	Column C	Column D	Column E	Column F	Column G	Column H	Column I
117	891	Special Education Level 2	6	100%	12	29	-17	Average
118	891	Level 5	6	100%	19	29	-10	Average
119	891	Level 2 (F.T.)	6	100%	11	29	-18	Average
120	891	Level 3 (F.T.)	6	100%	24	29	<del>-4</del> -5 <sup>MP</sup>	Average
121	891	Level 2 (F.T.)	6	100%	12	29	-17	Average
122	891	Level 1-2	6	100%	19	29	-10	Average
123	891	Levels 1-2	6	100%	19	29	-10	Average
124	891	Special Education Level 1	6	100%	12	29	-17	Average
Annex 1	792	Title I Team Teacher	6	100%	5	26	-21	Poor
Annex 2	225 567	Follow Thru Storage Speech-Special Services	4	66%	3	18	-15	Poor
Annex 3	792	Reading Resource Teacher	6	100%	5	26	-21	Poor
Trophy Room	54	Title I - Aides	5	83%	6	2 <sup>MP</sup>	+4	Poor - No Heat

Inadequate Exhaust System For Restrooms.

SCHOOL FACILITIES SURVEY

Part I: Current Room Utilization and Condition

LINN ELEMENTARY SCHOOL

(School)

*Bennett Benson*

Column A	Column B	Column C	Column D	Column E	Column F	Column G	Column H	Column I
Room Number	Size of Room (Sq. Ft.)	Present Use	Number of Periods Occupied Daily	Percent of Time in Use	Average Number of Students Per Class (S/C)	Effective Instructional Capacity (EIC)	Difference (EIC - S/C)	General Condition of Room
101	900	Intermediate 6	6	100%	28	30	-2	Excellent
103	900	Intermediate 5	6	100%	29	30	-1	"
104	900	Intermediate 4 & 5	6	100%	23	30	-7	"
105	900	General Music Instrumental Music	6	80%	25	30	-5	"
106	900	Intermediate 5 & 6	6	100%	21	30	-9	"
108	900	Intermediate 4	6	100%	28	30	-2	"
201	900	Primary 1	6	100%	22	30	-8	"
202	900	Primary 1	6	100%	22	30	-8	"
203	900	Primary 2 & 3	6	100%	25	30	-5	"
204	900	Primary 3	6	100%	28	30	-2	"
205	900	Headstart	6	100%	16.5	30	-13.5	"
206	900	Primary 3	6	100%	28	30	-2	"
208	900	Headstart	6	100%	16.5	30	-13.5	"



SCHOOL FACILITIES SURVEY (Continued)

Column A	Column B	Column C	Column D	Column E	Column F	Column G	Column H	Column I
220	1200	Kindergarten	6	100%	23.5	-40 <sup>30</sup>	<del>-16.5</del> <del>-15.5</del>	Excellent
222	900	Learning Resources	6	100%	5.6	30	<del>-24.4</del> <del>-24.5</del>	"
223	900	Reading Resources Speech Library overflow	6	100%	5.6	30	<del>-24.4</del> <del>-24.5</del>	"
Library	900	Media Center	8	100%				
Work-Confer	171	Work-Conference	8	100%				
Clinic	180	Nurse-Sick Room	3	20%				
Multi-Purpose	1833	Multi-Purpose	8	100%				

SCHOOL FACILITIES SURVEY

Part I: Current Room Utilization and Condition

Lowman Hill Elementary

(School)

Column A	Column B	Column C	Column D	Column E	Column F	Column G	Column H	Column I
Room Number	Size of Room (Sq. Ft.)	Present Use	Number of Periods Occupied Daily	Percent of Time in Use	Average Number of Students Per Class (S/C)	Effective Instructional Capacity (EIC)	Difference (EIC - S/C)	General Condition of Room
116	1800	Kindergarten	Six	100%	18.5	60	-41.5	good
115	1080	Sp. Education	Four	66%	7	36-30	-29	good
114	900	Primary One	Six	100%	24	30	-6	good
113	900	Sp. Education	Four	66%	7	30	-23	good
112	900	Primary Three	Six	100%	26	30	-4	good
111	900	Primary Two	Six	100%	23	30	-7	good
110	900	Primary Three & Four	Six	100%	24	30	-6	good
109	900	Primary One & Two	Six	100%	15	30	-15	good
108	900	Intermediate Four	Six	100%	26	30	-4	good
107	900	Learning Disabilities	Six	100%	5	30	-25	good
106	900	Intermediate Five	Six	100%	19	30	-11	good
105	900	Sp. Reading Title I Aides Team Teacher	Six	100%	15	30	-15	good
104	900	Intermediate Five	Six	100%	20	30	-10	good
103	900	Intermediate Six	Six	100%	22	30	-8	good
101	900	Intermediate Six	Six	100%	20	30	-10	good
100	900	Media Center	Six	100%	21	30-21	-9	good

SCHOOL FACILITIES SURVEY (Continued)

Column A	Column B	Column C	Column D	Column E	Column F	Column G	Column H	Column I
Multi-Purpose	2400	lunch room physical education vocal music	6	100%	50	80 <sup>1/2</sup>	-30	good
Lounge	269	Teacher's Lounge	6	100 %	0	0	0	good
Health room	360	Clinic	6	100%	0	0	0	good
Work room	168	Speech Teachers workroom	6	100%	2	0	-0 + 2	good
Principal Office	126	Principal's Office	6	100%	0	0	0	good
Outer Office	208	Secretary's Office	6	100%	0	0	0	good

SCHOOL FACILITIES SURVEY

Part I: Current Room Utilization and Condition

LUNDGREN ELEMENTARY

(School)

Column A	Column B	Column C	Column D	Column E	Column F	Column G	Column H	Column I
Room Number	Size of Room (Sq. Ft.)	Present Use	Number of Periods Occupied Daily	Percent of Time in Use	Average Number of Students Per Class (S/C)	Effective Instructional Capacity (EIC)	Difference (EIC - S/C)	General Condition of Room
1	754	MUSIC ROOM	13	100	25*	25	0	Good
2	"	Classroom I-4	4 quarters	"	26	"	+2	"
3	"	" P-2	" "	"	25	"	0	"
4	"	" P-3	" "	"	26	"	+1	"
5	"	" P-3 I-4	" "	"	22	"	-3	"
6	408	Lounge	-----	-----	--	-	-	-
7	851	Kindergarten	4 quarters	100	AM*23 PM-24	"	-2 -1	"
8	720	Special Ed.	4 quarters	"	8	"	-17	"
9	"	Classroom P-1	" "	"	19	"	-6	"
10	851	Dev. Reading Rem. " (**)	" "	"	Varies*	"		"
14	754	Classroom I-5/6	" "	"	22	"	-3	"
15	"	Tch's Wkroom Tch's Supplies Curr. Libr.	" "	"	-----	"		"

SCHOOL FACILITIES SURVEY (Continued)

Column A	Column B	Column C	Column D	Column E	Column F	Column G	Column H	Column I
16	870	Classroom I-5	4 quarters	100	26	25	+1	Good
17	"	" I-6	" "	"	27	"	+2	"
18	"	" P 1/2	" "	"	19	"	+6	"
19	"	" I 4/5	" "	"	222	"	-3	"
20	"	Gym: El. P.E. Int. Murals Athl. Holliday Lunchroom	" " Before School After School 2 hours	"	289	350		Excellent
21	1440	Media Center: Library Gr. Instr Couns. and Therapy	2 Quarters 1 Quarter 1 "	"				Good
22	204	Clinic and Conferences	4 quarters	"				Good
23	"	Principal's Office						"
24	"	Sec. Office						"
25	90	Kitchen						Poor
26	"	Cust. Office and supplies						Fair
27	72	Supplies						"
30	88	Textbook Strg. and dressing and shower room for coaches and referees						"
31	525	Storage and P. E. Supplies						"

SCHOOL FACILITIES SURVEY (Continued)

Column A	Column B	Column C	Column D	Column E	Column F	Column G	Column H	Column I	
32	350	Boys Shower & Dressing Room	used mainly by Holliday and			agencies renting gym			Good
33	350	Girls Sower & Dressing Room	"	"	"	"	"	Good	

SCHOOL FACILITIES SURVEY (Continued)

Column A	Column B	Column C	Column D	Column E	Column F	Column G	Column H	Column I
112	900	5th grade	6	100%	28	30	- 2 neg	Excellent
113	900	4th grade	6	100%	26	30	- 4 neg	Excellent
114	900	3rd grade	6	100%	26	30	- 4 neg	Excellent
115	900	5th grade	6	100%	24	30	- 6 neg	Excellent
116	900	6th grade	6	100%	29	30	- 1 neg	Excellent
117	900	3rd grade	6	100%	26	30	- 4 neg	Excellent
118	900	6th grade	6	100%	29	30	- 1 neg	Excellent
Workroom	126	Remedial Reading	6	100%	36 5-6 per class			Good
Health Room	154	Nurse Instrumental Music Conference room, Psy. interviews, PTC & misc.	1 hr. per day 2 half days  2 half days	16 2/3% 20%  20%				Excellent
Custodian's Room	108	Learning Disabilities	3	50%	12 - 5 per period	5		Poor
Auditorium	3168	Phys. Ed.  Hot Lunch	6 4 days a week 5 days a week 1 1/2 hrs. a day	100% for all of aud.	30	50- hr <sup>2</sup>	20 neg	Excellent
Aud. Stage		Inst. Orchestra	2 half days per week					

SCHOOL FACILITIES SURVEY

Part I: Current Room Utilization and Condition

McClure

(School)

Column A	Column B	Column C	Column D	Column E	Column F	Column G	Column H	Column I
Room Number	Size of Room (Sq. Ft.)	Present Use	Number of Periods Occupied Daily	Percent of Time in Use	Average Number of Students Per Class (S/C)	Effective Instructional Capacity (EIC)	Difference (EIC - S/C)	General Condition of Room
100	900	Kdng	6	100%	37	30	+7	good
102	900	First year	6	100%	27	30	-3	good
105	900	First year	6	100%	28	30	-2	good
106	900	Second year	6	100%	26	30	-4	good
110	900	Second year	6	100%	27	30	-3	good
103	900	Third year	6	100%	21	30	-9	good
104	900	Third year	6	100%	21	30	-9	good
116	900	Third & fourth	6	100%	21	30	-9	good
119	900	Fourth year	6	100%	25	30	-5	good
121	900	Fourth year	6	100%	25	30	-5	good
117	900	Fifth year	6	100%	28	30	-2	good
115	900	Fifth year	6	100%	28	30	-2	good
118	900	Fifth & sixth	6	100%	25	30	-5	good
120	900	Sixth	6	100%	26	30	-4	good
122	900	Sixth	6	100%	25	30	-5	good
Sec.	400	Secretary	8	100%	-	-	-	-
Principal	100	Principal	8	100%	-	-	-	-
Lounge	250	Lounge	2	10%	-	-	-	-
Library	1800	Media Services	6	100%	25	<del>30</del> hr	-5	good
Health	150	Health Services	1	10%	-	-	-	-
Multi	1600	P.E., Lunch, Assemblies, Int. Music, etc.	6	100%	-	-	-	-



SCHOOL FACILITIES SURVEY

Part I: Current Room Utilization and Condition

McEachron

(School)

Column A	Column B	Column C	Column D	Column E	Column F	Column G	Column H	Column I
Room Number	Size of Room (Sq. Ft.)	Present Use	Number of Periods Occupied Daily	Percent of Time in Use	Average Number of Students Per Class (S/C)	Effective Instructional Capacity (EIC)	Difference (EIC - S/C)	General Condition of Room
100	900	3rd grade	six	100	22	30	-8	Excellent
101	900	6th grade	six	100	28	30	-2	Excellent
102	900	4th grade	six	100	28	30	-2	Excellent
103	900	5th grade	six	100	28	30	-2	Excellent
104	900	6th grade	six	100	28	30	-2	Excellent
105	900	4th grade	six	100	28	30	-2	Excellent
106	900	2nd grade	six	100	24	30	-6	Excellent
107	900	3-4 combination	six	100	24	30	-6	Excellent
108	900	5-6 combination	six	100	24	30	-6	Excellent
109	900	Media Center	six	100				Excellent
110	900	Media Center	six	100				Excellent
111	900	1st grade	six	100	20	30	-10	Excellent
112	900	1st grade	six	100	20	30	-10	Excellent

SCHOOL FACILITIES SURVEY (Continued)

Column A	Column B	Column C	Column D	Column E	Column F	Column G	Column H	Column I
113	900	2nd grade	six	100	24	30	-6	Excellent
114	900	2nd grade	six	100	24	30	-6	Excellent
115	900	Music	six	100				Excellent
116	1200	Kindergarten	three	50	30	<del>40</del> 30	-10 -0-	Excellent
116		Kindergarten	three	50	29	<del>32</del> 30	-3 -0-	Excellent
A-14	760	Houses four programs split by room divider.	six	100				
A-14(a)	280	Counselor	three	(50)				Fair
A-14(a)		Speech Therapist	three (for 50% school year)	(25)				Fair
A-14(b)	480	Reading	three	(50)				Fair
A-14(b)		Learning Resources	three	(50)				Fair
A-3	768	5th grade	six	100	27	25.6	+1.4	Fair
A-24	768	1st grade	six	100	21	25.6	-4.6	Fair
A-23	768	3rd grade	six	100	24	25.6	-1.6	Fair
Health Room	324	Nurse, sick room first aid supplies	six	100				Excellent
Teacher Workroom	213	Supply storage duplicating machine, supplemental texts. On occasion used as Counselor's office.	six	100				Excellent

SCHOOL FACILITIES SURVEY (Continued)

Column A	Column B	Column C	Column D	Column E	Column F	Column G	Column H	Column I
Teachers' Lounge	414	Teachers' Lounge and kitchen	six	100				Excellent
Chair Room	144	Used for Chair storage and Physical Education Supplies	six	100				Excellent
Multi-Purpose Room	2640	Physical Education, School Lunch, Intramurals	six	100				Excellent
Office	144	Principal's Office	six	100				Excellent

SCHOOL FACILITIES SURVEY

Part I: Current Room Utilization and Condition

MONROE ELEMENTARY SCHOOL

(School)

Column A	Column B	Column C	Column D	Column E	Column F	Column G	Column H	Column I
Room Number	Size of Room (Sq. Ft.)	Present Use	Number of Periods Occupied Daily	Percent of Time in Use	Average Number of Students Per Class (S/C)	Effective Instructional Capacity (EIC)	Difference (EIC - S/C)	General Condition of Room
KGTN.	884	KINDERGARTEN A.M. INST. MUSIC NEW P.M.	4	70%	13 4	29	-16	POOR
101	864	PRIMARY I	6	100%	13	29	-16	FAIR
102	816	PRIMARY II	6	100%	10	27	-17	FAIR
104	912	LEVEL 6	6	100%	18	30	-12	FAIR
205	884	TEAM TEACHING A.M. SPECIAL READING P.M.	6	100%	34 4	29	-26	GOOD
206	1040	PRIMARY III	6	100%	14	35 <sup>30</sup>	-21	FAIR
207	780	LEVEL 5	6	100%	22	26	-4	FAIR
208	1040	LEVEL 4	6	100%	20	35 <sup>20</sup>	-15	FAIR
209	780	SPEECH D.M. L.R. M-F P.M.	4	70%	5 3	26	-21	FAIR
210	1040	LIBRARY	3	50%	16	35 <sup>MP</sup>	-19 <sup>MP</sup>	FAIR
MULTI-USE ROOM	2772	VOCAL CIVICITY A.M. P.E. M-F P.M.	4	70%	16	92 <sup>MP</sup>	-76	POOR
LITTLE ROOM OFF LIBRARY	85	COUNSELOR'S OFFICE	3	50%	1	3 <sup>MP</sup>	-2 <sup>MP</sup>	POOR
HEALTH ROOM	209	NURSE						FAIR
DATA OFFICE	176	SECRETARY						POOR
PRINCIPAL'S OFFICE	187	PRINCIPAL						GOOD
LOUNGE	508	STAFF LOUNGE						GOOD
KITCHEN	1176	CARRY-OUT KITCHEN						FAIR

SCHOOL FACILITIES SURVEY

Part I: Current Room Utilization and Condition

Parkdale

(School)

Column A	Column B	Column C	Column D	Column E	Column F	Column G	Column H	Column I
Room Number	Size of Room (Sq. Ft.)	Present Use	Number of Periods Occupied Daily	Percent of Time in Use	Average Number of Students Per Class (S/C)	Effective Instructional Capacity (EIC)	Difference (EIC - S/C)	General Condition of Room
101	638	I 5-6 Classroom	6	100	25	21	+4	poor
102	880	Tch. workroom and band				29		poor
206	910	Music Room	2	33 1/3	25	30	+5	poor
207	638	I 4-5 Classroom	6	100	24	21	+3	poor
208	600	Reading Resource	6	100	5	20	+15	poor
209	600	EMR II Classroom	6	100	11	20	-9	poor
210	780	Blind Class	4	66 2/3	3	26	+23	poor
		Speech Ther.						poor
211	910	Ed-EMR Classroom	6	100	6	30	-24	poor
110	868	P III Classroom	6	100	21	28	-7	average
111	868	I-V Classroom	6	100	26	28	-2	average
112	868	L. D. Classroom	6	100	5	28	+23	average
113	868	P-II, III Classroom	6	100	23	28	-5	average
114	868	P-I Classroom	6	100	24	28	-4	average
115	868	Title I Reading	6	100	5	28	+23	average
116	868	P-I, II Classroom	6	100	22	28	-6	average
117	868	Headstart Classroom	6	100	15/34	28	+13	average
					19/34			
118	1120	Headstart Classroom	6	100	16/30	37 30	-2	average
					19/35			
119	1120	Kdgn. Classroom	6	100	13/27	37 30	-10	average
					14/27			
104	1518	Library	6	100				average



Polk Elementary

SCHOOL FACILITIES SURVEY (Continued)

Column A	Column B	Column C	Column D	Column E	Column F	Column G	Column H	Column I
Stage	1,430	Band, Remedial Reading, Speech						
Fallout Shelter	1,650	Team teaching in reading & LD students.						

SCHOOL FACILITIES SURVEY

Part I: Current Room Utilization and Condition

POTWIN

(School)

Column A	Column B	Column C	Column D	Column E	Column F	Column G	Column H	Column I
Room Number	Size of Room (Sq. Ft.)	Present Use	Number of Periods Occupied Daily	Percent of Time in Use	Average Number of Students Per Class (S/C)	Effective Instructional Capacity (EIC)	Difference (EIC - S/C)	General Condition of Room
101	816	Kindergarten	4 quarters	100%	17	27	-10	Good
102	638	Grade 2	4 "	100%	24	21	+3	Good
103	638	Combination 1-2	4 "	100%	25	21	+4	Good
104	638	Grade 1	4 "	100%	24	21	+3	Good
105	748	Library	4 "	100%	- - - -	- - - - -	- - - - -	Too small but good condition
105A	616	Counselor Curriculum Library & workroom	2 "	50%	--	<del>20</del>	--	Fair
206	638	Combination 4-5	4 "	100%	25	21	+4	Good
207	638	Music: Band, Instrumental, Vocal	2.52 "	63%	24	21	+3	Good
208	638	Grade 6	4 "	100%	26	21	+5	Good



SCHOOL FACILITIES SURVEY (Continued)

Column A	Column B	Column C	Column D	Column E	Column F	Column G	Column H	Column I
209	638	Grade 3	4 quarters	100%	26	21	+5	Good
210	638	Combination 5-6	4 "	100%	23	21	+2	Good
211	638	Combination 3-4	4 "	100%	24	21	+3	Good
212	770	Grade 4	4 "	100%	25	26	-1	Good
Multi	2352	Multi-purpose	4 "	100%				Fair
AV Rm	675	Audio Visual - Library	4 "	100%				Poor
Lounge	256	Teacher's Lounge						Good
Office	221	Principal's Office	4 "	100%				Fair
Office	132	Secretary's Office	4 "	100%				Poor
Nurse's Rm	300	Nurse's Room & Special Reading	3 "	75%				Fair



SCHOOL FACILITIES SURVEY (Continued)

Column A	Column B	Column C	Column D	Column E	Column F	Column G	Column H	Column I
206 ✓	900	Vocal Music & Speech	6 Hours	100%	23	30	- 7	
207 ✓	900	Fifth Grade	6 Hours	100%	24	30	- 6	
208 ✓	900	Sixth Grade	6 Hours	100%	27	30	- 3	
Multipurpose Room	3200	Breakfast, P.E. Lunch						Good
Kitchen	270	Kitchen & Lounge						Good
Office	143	Principal						Poor (No Heat)
Office	252	Secretary						Poor (No Heat)
Workroom	144	Office Machines						Good
Health Rm.	99	Health Services						Good
Stage	800	Instrumental Music & Counselor						Fair
Basement Room	800	Storage						Fair
					Totals	461	-142	

SCHOOL FACILITIES SURVEY

Part I: Current Room Utilization and Condition

# QUINTON HEIGHTS

(School)

Column A	Column B	Column C	Column D	Column E	Column F	Column G	Column H	Column I
Room Number	Size of Room (Sq. Ft.)	Present Use	Number of Periods Occupied Daily	Percent of Time in Use	Average Number of Students Per Class (S/C)	Effective Instructional Capacity (EIC)	Difference (EIC - S/C)	General Condition of Room
101	2,062	INST. MUSIC MATH. A.M. KINDERGARTEN P.M.	4	70%	24	69	-45	Good
102	1,080	PRIMARY I	6	100%	19	36	-17	Good
103	884	PRIMARY II & III	6	100%	24	29	-5	Good
104	1,080	PRIMARY I & II	6	100%	21	36	-15	Good
105	858	COUNSELOR A.M. VOCAL MUSIC MWF PM.	5	80%	22	28	-6	Good
106	891	LEVEL 6	6	100%	17	30	-13	Good
107	837	HEADSTART	6	100%	30	28	+4	Good
108	945	LEVEL 5	6	100%	25	32	-7	Good
109	864	HEADSTART	6	100%	30	29	+1	Good
110	918	LEVEL 4	6	100%	27	31	-4	Good
111	780	LIBRARY	3	50%	19	26	-7	Good
LR ROOM	352	L.R. M-F A.M. TEAM READING P.M.	6	100%	4	12	-8	Good
SPEECH	87.5	SPEECH THERAPY	1	10%	2	3	-1	Good
Nurse's Office	308	NURSE'S OFFICE SPECIAL READING TPT. P.M.	2	40%	5	10	-5	Good
Multi-Use Room	3,815	PE INSTRUCTION MWF	3	30%	22	127	-105	Good
LOUNGE	352	STAFF LOUNGE						Good
INTER OFFICE	448	SECRETARY						Good
OFFICE	213	PRINCIPAL						Good

SCHOOL FACILITIES SURVEY

Part I: Current Room Utilization and Condition

Randolph Elementary  
(School)

Column A	Column B	Column C	Column D	Column E	Column F	Column G	Column H	Column I
Room Number	Size of Room (Sq. Ft.)	Present Use	Number of Periods Occupied Daily	Percent of Time in Use	Average Number of Students Per Class (S/C)	Effective Instructional Capacity (EIC)	Difference (EIC - S/C)	General Condition of Room
101	660	P1 classroom	4	100%	18	22	-4	Good
102	704	Kindergarten	4	100%	22 24	24 24	-2	Good
103	192	Lounge	4	100%	0	0	0	Good
104	660	P2 classroom	4	100%	24	22	+2	Good
105	660	P1 classroom	4	100%	17	22	-5	Good
107	572	Health Workroom Supplies Supplemental Books	4	100%	0	19	-19	Good
108	960	Kindergarten Speech	2 2	50% 50%	24 (18)	32-30 -32-30	-8 -14	Good
110	704	I4 classroom	4	100%	26	24	+2	Good
112	660	P2 classroom	4	100%	24	22	+2	Good
113	660	P3 classroom	4	100%	26	22	+2 +1 <sup>1/2</sup>	Good
115		L.D.	2	50%	(14)	21	-7	Poor

SCHOOL FACILITIES SURVEY (Continued)

Column A	Column B	Column C	Column D	Column E	Column F	Column G	Column H	Column I
115 (continued)		Inst. strings Audio-Visual	1 (M & Th) 1 (Th & F)	10% 10%	( 9) (40)			
201	660	I5 classroom	4	100%	21	22	-1	Good
202	660	P3 classroom	4	100%	26	22	+4	Good
203	72	Storage/Pipes	4	100%	NA	NA	NA	Poor
205	660	I4 classroom	4	100%	24	22	+4+2 <sup>1/2</sup>	Good
206	1481	Media Center	4	100%	NA	NA	NA	Good
207	572	Reading Counselor	2 (T & Th) 2	20% 50%		21	-21	Good
208	616	Music	4 (M, T, Th) 2 (W & F)	80%	(372)	22	+2	Good
209	660	I6 classroom	4	100%	26	22	+4	Good
212	704	I6 classroom	4	100%	26	22	+4	Good
213	660	I5 classroom	4	100%	23	22	+1	Good
214	660	I5 classroom	4	100%	24	22	+2	Good
MPR	2720	Gym Hot lunch Band	4	100%	NA	NA	NA	Excellent
Storage Room A	153	P.E. supplies	4	100%	NA	NA	NA	Storage only
Storage Room B	450	Lunch tables Chairs	4	100%	NA	NA	NA	Storage only

SCHOOL FACILITIES SURVEY (Continued)

Column A	Column B	Column C	Column D	Column E	Column F	Column G	Column H	Column I
Kitchen	208	Kitchen	4	100%	NA	NA	NA	Excellent
Office	80	Secretary	4	100%	NA	NA	NA	Inadequate
Office	80	Principal	4	100%	NA	NA	NA	Inadequate

SCHOOL FACILITIES SURVEY

Part I: Current Room Utilization and Condition

RICE ELEMENTARY SCHOOL  
(School)

Column A	Column B	Column C	Column D	Column E	Column F	Column G	Column H	Column I
Room Number	Size of Room (Sq. Ft.)	Present Use	Number of Periods Occupied Daily	Percent of Time in Use	Average Number of Students Per Class (S/C)	Effective Instructional Capacity (EIC)	Difference (EIC - S/C)	General Condition of Room
101	936	Sixth Grade	6	100%	23	31 30	-8	Excellent
102	918	Fifth Grade	6	100%	26	30	-4	Excellent
103	918	Fourth Grade	6	100%	20	30	-10	Excellent
104	918	Third-Fourth	6	100%	16	30	-14	Excellent
105	720	Third Grade	6	100%	17	24	-7	Good
106	1100	Kindergarten	3	50%	21	36 30	-15	Good
107	720	Second Grade	6	100%	16	24	-8	Good
108	1104	First Grade	6	100%	20	36 30	-16	Good
Library	1056	Library						Good
109	735	Music - Band Vocal	Av. 2	40%	21	24	-3	Good
110	515	Head-Start Office				17	-17	Good
111	735	Title 1 Team Reading	6	100%	6	24	-18	



SCHOOL FACILITIES SURVEY (Continued)

Column A	Column B	Column C	Column D	Column E	Column F	Column G	Column H	Column I
112	515	Head-Start Storage				17	-17	Good
113	735	LR & Spec. Reading	6	100%	5	24	-19	Good
115	735	Head-Start Office				24	-24	Good
Conference	495	Used as conference by Head-Start & Aide	5	50%	8	16 hp	- 8	Good
Multi-Purpose	3154	P.E. - Lunch - Assembly						Good
Serving Kitchen	371	Serve Lunch						Good
Old Kitchen	150	Head-Start uses part time						Fair
Prin. Office	210	Office						Excellent
Sec. Office	224	Office						Excellent
Work Room	200	Work Room						Excellent
Health Room	235	Health Room						Excellent

SCHOOL FACILITIES SURVEY

Part I: Current Room Utilization and Condition

Sheldon Elementary  
(School)

Column A	Column B	Column C	Column D	Column E	Column F	Column G	Column H	Column I
Room Number	Size of Room (Sq. Ft.)	Present Use	Number of Periods Occupied Daily	Percent of Time in Use	Average Number of Students Per Class (S/C)	Effective Instructional Capacity (EIC)	Difference (EIC - S/C)	General Condition of Room
102	870	Kdgn. (A.M.)	2	.50	27	29	-2	Excellent
102	870	Learning Resource (P.M.)	2	.50	19	29	-10	Excellent
103	870	Special Education	4	1.0	10	15	-5	Excellent
104	870	Grade 2 & 3	4	1.0	22	29	-7	Excellent
105	870	Grade 1 & 2	4	1.0	23	29	-6	Excellent
106	870	Grade 1	4	1.0	25	29	-4	Excellent
200	870	Grade 4	4	1.0	22	29	-7	Excellent
202	870	Grade 4 & 5	4	1.0	20	29	-9	Excellent
203	870	Grade 3	4	1.0	21	29	-8	Excellent
204	870	Grade 5	4	1.0	23	29	-6	Excellent
205	870	Grade 6	4	1.0	28	29	-1	Excellent
201	870	Music (A.M.)	2	.50	23	29	-6	Excellent
201	870	Counselor (P.M.)	2	.50	22	29 <sup>hr</sup>	-7	Excellent

## SCHOOL FACILITIES SURVEY (Continued)

Column A	Column B	Column C	Column D	Column E	Column F	Column G	Column H	Column I
Media Center	1131	Use: Audio-Visuals, files, books, science equipment (Learning center)						
Multi Purpose	2200	Use: Assemblies, gym classes and lunchroom						
Stage	800	Use: Plays, skits, supplemental books stored in back of stage curtains, chairs and desks stored on stage also						
Teacher Workroom	120	Use: Teachers and office use; Ditto machine, paper cutter, supply storage						
Principal Office	216	Use: Administrative Duties						
Outer Office	324	Use: Secretarial functions; clerical work, filing, etc.						
Clinic	150	Use: Nurse activities, special reading, speech, testing						
Lounge	210	Use: Teachers needs						
Storage	126	Use: Tornado shelter and storage						
Kitchen	144	Use: During lunch period, P.T.A. meetings and special occasions						
Boiler Room	684	Use: Heating and the school's kiln is located there.						

SCHOOL FACILITIES SURVEY

Part I: Current Room Utilization and Condition

STATE STREET

(School)

Column A	Column B	Column C	Column D	Column E	Column F	Column G	Column H	Column I
Room Number	Size of Room (Sq. Ft.)	Present Use	Number of Periods Occupied Daily	Percent of Time in Use	Average Number of Students Per Class (S/C)	Effective Instructional Capacity (EIC)	Difference (EIC - S/C)	General Condition of Room
103	660	sixth grade	6	100%	30	22	+8	Fair
104	660	first grade	6	100%	24	22	+2	Fair
105	660	second grade	6	100%	24	22	+2	Fair
106	860	kindergarten	6	100%	29AM/29PM	29AM/29PM	0	Poor
107	936	first grade	6	100%	23	31	-8	Good
108	660	second grade	6	100%	26	22	+4	Fair
109	660	third grade	6	100%	20	22	-2	Fair
110	660	kindergarten	3	50% PM	23	22	+1	Poor
203	660	sixth grade	6	100%	29	22	+7	Fair
204	660	third grade	6	100%	20	22	-2	Fair
205	660	fifth grade	6	100%	21	22	-1	Fair
206	704	fourth grade	6	100%	24	23	+1	Good
206A	480	L.D. AM Read.Resource PM	6	100%	Small Mobile Classes Mobile Classes	Small Mobile Classes		Poor

SCHOOL FACILITIES SURVEY (Continued)

Column A	Column B	Column C	Column D	Column E	Column F	Column G	Column H	Column I
207	660	fifth grade	6	100%	20	22	-2	Fair
208	660	fourth grade	6	100%	24	22	+2	Fair
209	660	fourth grade	6	100%	24	22	+2	Fair
201	1224	Media Center	6	100%				Fair
202	380	Music(Vocal)	4	67%				Fair
Auditorium	456	Fix- Films, Assem- ed seats bles, etc.	3	50%				Good
Auditorium Stage	374	Instrumental Music & above	1	16%				Good
Auditorium Lobby	260	Speech, Conferences, & Guidance Couns- elor when we had one	3	50%				Fair
Gymnasium	2560	P.E. & Lunchroom (Holliday & State St.	6	100%				Good
Annex #1	713	Title I Team Tchr. in Reading	6	100%	Small Mobile Classes	24		Good
Annex #2	713	Holliday Athletic Equipment	6	100%		Not Habitable		Very Poor
Annex #3	713	Adult Education Walter Russell	4	80%		24		Fair

SCHOOL FACILITIES SURVEY

*George Galber*

Part 1: Current Room Utilization and Condition

A. J. Stout Elementary School  
(School)

Column A	Column B	Column C	Column D	Column E	Column F	Column G	Column H	Column I
Room Number	Area (S/C)	Room Use	Number of Periods Occupied Daily	Percent of Time in Use	Average Number of Students Per Class (S/C)	Effective Instructional Capacity (EIC)	Difference (EIC - S/C)	General Condition of Room
101	1513	Media center	six	100	22	<del>30</del> mp	*8	Good
104	750	Sixth grade	six	100	30	25	+5	Good
105	750	Vocal & Instr. music-Sp.Read.	six (four days)	80	22	25	*3	Good
106	750	Fifth grade	six	100	25	25	0	Good
107	750	Third-fifth gr.	six	100	24	25	*1	Leaky roof
108	750	Third-fourth	six	100	25	25	0	Good
109	750	Fourth grade	six	100	26	25	+1	Good
110	750	Second grade	six	100	17	25	*8	Good
111	750	Spec. Ed.PSA	five	85	6	25	*19	Good
112	750	Second grade	six	100	18	25	*7	Good
113	750	Spec. Ed.EMR2	five	85	10	25	*15	Good
114	850	First grade	six	100	18	28	*10	Leaky roof
115	850	First grade	six	100	18	28	*10	Good
117	1060	Spec. Ed EMRI	five	85	10	35	*25	Good
119	1440	Kindergarten	six	100	16	<del>48</del> 30	*32	Good
None	3160	Multi-purpose room	three	50	61	<del>105</del> mp	*44	Good
None	150	Clinic	one	15	2	5 mp	*3	Good
None	143	Teacher's lge.	one	15	12	5 mp	*7	Good (much too small)

SCHOOL FACILITIES SURVEY (Continued)

Column A	Column B	Column C	Column D	Column E	Column F	Column G	Column H	Column I
None	168	Teacher's work room	one	15	3	5 yr	X2	Good
None	176	Kitchen	one	15	3	5 yr	X2	Good
None	165	Chair room	six	100	0	5 yr	X5	Good

SCHOOL FACILITIES SURVEY

Part I: Current Room Utilization and Condition

Summer (49)

(School)

Column A	Column B	Column C	Column D	Column E	Column F	Column G	Column H	Column I
Room Number	Size of Room (Sq. Ft.)	Present Use	Number of Periods Occupied Daily	Percent of Time in Use	Average Number of Students Per Class (S/C)	Effective Instructional Capacity (EIC)	Difference (EIC - S/C)	General Condition of Room
100	986	Kindergarten	6	100%	21-21	<del>33</del> 30	-12 per session	Fair
101	660	Level 1	6	100%	18	22	- 4	Fair
102	660	Level 3	6	100%	22	22	0	Fair
103	660	Level 2	6	100%	20	22	- 2	Fair
104	667	Level 3 & 4	6	100%	21	22	- 1	Fair
105	1,296	Level 4	6	100%	24	<del>43</del> 30	-19	Fair
Outer Office	220	Secretary	8	100%	0	0	0	Poor
Office	150	Principal	8	100%	0	0	0	Poor
Clinic	140	Nurse Hearing-Eyes Phy.	6	100%	0	0	0	Fair
200	792	Level 6	6	100%	20	26	- 6	Fair
201	660	Level 5	6	100%	20	22	- 2	Fair
202	660	Level 5 & 6	6	100%	24	22	+ 2	Fair



SCHOOL FACILITIES SURVEY (Continued)

Column A	Column B	Column C	Column D	Column E	Column F	Column G	Column H	Column I
203	660	Level 1 & 2	6	100%	16	22	-6	Fair
204	425	Reading and Counselor	6	100%	10	14	-4	Poor
205	575	Lounge	6	100%	0	19 MP	-19	Good
206	851	Media Center	6	100%	22	24 MP	-2	Poor
Basement Reading Room	600	Reading Title I	6	100%	4	20	-16	Very, Very Poor
Basement	6,400	P.E. Lunch Breakfast	6	100%	0	0	0	Poor
Auditorium	392 Seats	Assemblies Band General Music on stage	6	100%	0	0	0	Good

SCHOOL FACILITIES SURVEY

Part I: Current Room Utilization and Condition

Mose J. Whitson Elementary  
(School)

Column A	Column B	Column C	Column D	Column E	Column F	Column G	Column H	Column I
Room Number	Size of Room (Sq. Ft.)	Present Use	Number of Periods Occupied Daily	Percent of Time in Use	Average Number of Students Per Class (S/C)	Effective Instructional Capacity (EIC)	Difference (EIC - S/C)	General Condition of Room
101	858	Special Ed. Off.	6	100	0	<del>28</del> NP	-*28	good
102	630	Fifth grade	6	100	23	21	+2	"
103	728	Spec. Ed. Office	6	100	0	<del>24</del> NP	-*24	"
104	630	Fourth grade	6	100	21	21	0	"
105	660	Spec. Ed. Office	6	100	0	<del>22</del> NP	-*22	"
106	630	Music Classroom	6 (T,Th,F) 3 (M,W)	80	25	21	+4	"
107	660	Spec. Ed. Off.	6	100	0	<del>22</del> NP	-*22	"
108	660	Third grade	6	100	27	22	+5	"
109	660	Reading Clinic classroom	6	100	2	22	-*20	"
110	660	Second grade	6	100	27	22	+5	"
111	660	Pre-school Hearing Impaired	6	100	10	22	-*12	"

## SCHOOL FACILITIES SURVEY (Continued)

Column A	Column B	Column C	Column D	Column E	Column F	Column G	Column H	Column I
112	660	Second/Third gr.	6	100	24	22	+2	good
113	660	Spec. Ed. Office	6	100	0	<del>22</del> NP	-X22	"
114	660	First grade	6	100	27	22	+5	"
115	660	Spec. Ed. Office	6	100	0	<del>22</del> NP	-X22	"
116	754	First grade	6	100	26	25	+1	"
117	1320	Kindergarten	6	100	28	44 30	+15-16 NP	"
201	858	Fourth grade	6	100	21	28	-X7	"
202	660	Sixth grade	6	100	28	22	+6	"
203	728	Reading Clinic Office	6	100	0	<del>24</del> NP	-X24	"
204	660	Sixth grade	6	100	27	22	+5	"
206	660	Fifth grade	6	100	23	22	+1	"
Media Center	2012	Library	6	100	0	<del>67</del> NP	-X67	"
Auditorium	5848	Auditorium	--					"
Gymnasium	5964	Physical Ed.	6	100	25			"
Princ. Off.	457	Office	6	100				"
Workroom	120	Teacher's wrkrm						"
Lounge	408	" Lounge				<del>13</del> NP	-X13	"

RESPONSE TO  
INTERROGATORY NO. 9  
ATTACHMENT C

OUTDOOR RECREATIONAL FACILITIES OF USD 501 SCHOOLS -- 1950-1981

School	Football Field (Number)	Tennis Court (Number)	Track (Number)	Miscellaneous
Highland Park Senior High	4	5	1	Two baseball fields are available for community use.
Topeka Senior High	3 Remote (Chandler Field)	2	1	
Topeka West Senior High	2	4	1	
Boswell Junior High	1 Remote (Capper)	2	1	
Capper Junior High	1	3	1	
Chase Middle	1*	4**	1*	
Crane Junior High	1 Remote (21st & Topeka)	2	0	
Curtis Junior High	1 Remote (2 blocks north)	0	1	
East Topeka Junior High	1 Remote (Chandler Field )	0	1	
Eisenhower Junior High	1	6	1	
French Junior High	1	5	1	
Highland Park Junior High	1 Remote (H. P. High)	2	1	
Holliday Junior High	1	2	1	
Jardine Junior High	1	5	1	
Landon Junior High	1	4	1	
Robinson Middle	1***	9*	1***	
Roosevelt Junior High	1	2	1	

\*Presently under construction.

\*\*Planned for future construction.

\*\*\*Presently under construction.

RESPONSE TO  
INTERROGATORY NO. 9  
ATTACHMENT D