

IN THE UNITED STATES DISTRICT COURT  
FOR THE DISTRICT OF KANSAS

OLIVER BROWN, et al.,	)	
	)	Plaintiffs,
and	)	
	)	
CHARLES and KIMBERLY SMITH, minor	)	
children, by their mother and next	)	
friend, LINDA BROWN SMITH, et al.,	)	No. T-316
	)	
	)	Intervening
	)	Plaintiffs,
vs.	)	
	)	
BOARD OF EDUCATION OF TOPEKA,	)	
SHAWNEE COUNTY, KANSAS,	)	
et al.,	)	
	)	Defendants.

---

ANSWER OF UNIFIED SCHOOL DISTRICT NO. 501  
TO PLAINTIFF-INTERVENORS INTERROGATORY NO. 9 [p, q, & r]

9. State separately for each school year in existence and for each school year during the school years from [1950-51] to 1979-80, the following:

- p. Faculty assignment to the school by:
  - 1. Total faculty
  - 2. White faculty
  - 3. Black faculty
  - 4. Other minority faculty
  
- q. Years of teaching experience of the faculty of the school by:
  - 1. Average years
  - 2. Norm of years
  
- r. Level of educational achievement of the faculty of the school by:
  - 1. Average years of education
  - 2. Norm of years of education

ANSWER:

Attached hereto is the response of Unified School District No. 501 to subparts p, q, & r of Interrogatory No. 9, which was prepared under the direction and supervision of Frank Ybarra, General Director of Personnel, with the assistance of Anthony Vargas, Director of Classified Personnel; Bette Gies and Cheryl Thompson, Records Clerks; and Phyllis Binkley, Secretary.

To the extent that the School District was able to reconstruct information sought, it has been provided. Records were not available to develop answers for every school year. For example, the School District has been unable to identify any records from which information could be provided for the 1950-51 school year. In addition, information regarding racial make-up of School District personnel was not systematically recorded until the beginning of the 1970-71 school year.

In answer to Interrogatory No. 9 q & r, regarding the teaching experience and the educational achievement of the faculty, the School District has identified the total number of staff positions assigned to each school. The term "staff" includes not only self-contained classroom teachers, but also the following certified personnel: special education teachers, reading teachers, music teachers, librarians, counselors, principals and assistant principals, physical education teachers, Follow Through and Head Start teachers, and nurses.

It should also be noted that a teacher of the School District would be credited for prior teaching experience with another school district to a limit of eight (8) prior years experience. Any additional years of teaching experience with another school district was not recorded.

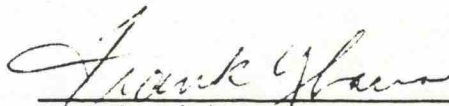
V E R I F I C A T I O N


STATE OF KANSAS        )  
                                  )     ss:  
COUNTY OF SHAWNEE    )

The undersigned, of lawful age, being first duly sworn upon his oath, deposes and states:

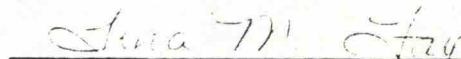
That he is General Director of Personnel for Unified School District No. 501, that he has read the answer to Interrogatory No. 9 [p, q & r] of Intervening Plaintiffs' Interrogatories-- First Set which was prepared under his general direction and supervision and such answer is true and correct to the best of his knowledge and belief.

Further affiant saith not.

  
\_\_\_\_\_  
Frank Ybarra




Subscribed and sworn to before me this 10 day of June,

  
\_\_\_\_\_  
Notary Public

my appointment expires:  
\_\_\_\_\_.

C E R T I F I C A T E   O F   S E R V I C E

The undersigned hereby certifies that a true and correct copy of the above and foregoing ANSWER OF UNIFIED SCHOOL DISTRICT NO. 501 TO PLAINTIFF-INTERVENORS' INTERROGATORY NO. 9 [p, q & r] OF THE FIRST SET was served upon attorneys for Intervening Plaintiffs by depositing same in the United States mail, first class postage prepaid, this 13 day of June, 1983, addressed to Richard Jones, 605 S.E. Quincy, Suite 1, Topeka, Kansas 66603.

  
\_\_\_\_\_  
K. Gary Sebelius  
of Eidson, Lewis, Porter & Haynes  
1300 Merchants National Bank Bldg.  
Topeka, Kansas 66612  
(913) 233-2332

Attorneys for Unified  
School District No. 501



1963-64  
Certified Staff  
(Full Time Equivalency)

<u>SCHOOL</u>	<u>TOTAL</u>
<u>Elementary</u>	
Avondale East	29 1/2
Avondale S.W.	16 1/2
Avondale West	17 1/2
Belvoir	13
Bishop	14
Central Park	8 1/2
Crestview	21
Dawson	3 1/2
Gage	15
Grant	14
Highland Park Central	22
Highland Park North	18 1/2
Highland Park South	21
Hudson	5
Lafayette	21
Lowman Hill	15
Lundgren	15
Lyman	7
McCarter	19
McClure	17
McEachron	22
Monroe	5
Pardale	18 1/2
Polk	8 1/2
Potwin	15
Quincy	15
Quinton Heights	12
Randolph	16
Rice	12
Sheldon	10
State Street	19
Stout	17
Sumner	10
Van Buren	5
Whitson	16
<u>Junior High</u>	
Boswell	22 1/2
Capper	31 2/5
Crane	18 1/20
Curtis	16 1/5
East Topeka	27 1/5
Eisenhower	19 1/20
Highland Park	22 3/5
Holliday	20 4/5
Jardine	29 7/10
Landon	13 3/5
Roosevelt	23 1/5
<u>High Schools</u>	
Highland Park	50 4/5
Topeka High	90 3/5
Topeka West	47 2/5



1964-65  
 Certified Staff  
 (Full Time Equivalency)

<u>SCHOOL</u>	<u>TOTAL</u>
<u>Elementary</u>	
Avondale East	22
Avondale S.W.	16 1/2
Avondale West	20 1/2
Belvoir	14
Central Park	14
Clay	8 1/2
Crestview	21
Dawson	3 1/2
Gage	15
Grant	15
Highland Park Central	22
Highland Park North	20 1/2
Highland Park South	17 1/2
Hudson	8 1/2
Lafayette	22
Linn	11
Lowman Hill	15
Lundgren	15
Lyman	7
McCarter	18 1/2
McClure	17 1/2
McEachron	21
Monroe	8 1/2
Parkdale	19 1/2
Polk	9 1/2
Potwin	14
Quincy	15
Quinton Heights	11
Randolph	17 1/2
Rice	13
Sheldon	11
State Street	19
Stout	16
Sumner	11
Whitson	16 1/2
<u>Junior High</u>	
Boswell	24 1/5
Capper	31 17/20
Crane	18 1/5
Curtis	17 1/5
East Topeka	29 4/5
Eisenhower	21
Highland Park	24 3/5
Holliday	20 3/5
Jardine	32 3/5
Landon	14 17/20
Roosevelt	23 3/5
<u>High Schools</u>	
Highland Park	55 1/10
Topeka High	91 1/5
Topeka West	51 4/5

1965-66  
Certified Staff  
(Full Time Equivalency)

<u>SCHOOL</u>	<u>TOTAL</u>
<u>Elementary</u>	
Avondale East	21
Avondale S.W.	15 1/2
Avondale West	16 1/2
Belvoir	17
Bishop	11
Central Park	13
Clay	7
Crestview	19
Dawson	3
Gage	13
Grant	14
Highland Park Central	21
Highland Park North	18 1/2
Highland Park South	16 1/2
Hudson	6
Lafayette	22
Linn	12
Lowman Hill	14
Lundgren	14
Lyman	5
McCarter	17 1/2
McClure	17 1/2
McEachron	13
Monroe	8 1/2
Parkdale	17 1/2
Polk	8 1/2
Potwin	13
Quincy	14
Quinton Heights	11
Randolph	16 1/2
Rice	12
Sheldon	11
State Street	18
Stout	14
Sumner	9
Whitson	13
<u>Junior High</u>	
Boswell	22.05
Capper	30.8
Crane	17.6
Curtis	16
East Topeka	28
Eisenhower	20.8
Highland Park	22.8
Holliday	20
Jardine	35.3
Landon	14.8
Roosevelt	22.9
<u>High Schools</u>	
Highland Park	55.9
Topeka High	91.65
Topeka West	52.70

1966-67  
Certified Staff  
(Full Time Equivalency)

<u>SCHOOL</u>	<u>TOTAL</u>
<u>Elementary</u>	
Avondale East	20
Avondale S.W.	15 1/2
Avondale West	17 1/2
Belvoir	18
Bishop	12
Central Park	14
Clay	7
Crestview	17 1/2
Gage	13
Grant	12
Highland Park Central	21
Highland Park North	17 1/2
Highland Park South	18 1/2
Hudson	7
Lafayette	19
Linn	13
Lowman Hill	13
Lundgren	13
Lyman	6
McCarter	17 1/2
McClure	17 1/2
McEachron	14
Monroe	9
Parkdale	17
Polk	6
Potwin	13
Quincy	14
Quinton Heights	10
Randolph	15 1/2
Rice	13
Sheldon	11
State Street	19
Stout	14
Sumner	11
Whitson	14
<u>Junior High</u>	
Boswell	27.8
Capper	29
Crane	19.2
Curtis	17.6
East Topeka	32.45
Eisenhower	23.7
Highland Park	25.2
Holliday	21
Jardine	37.6
Landon	18.4
Roosevelt	23.4
<u>High Schools</u>	
Highland Park	64.6
Topeka High	95.6
Topeka West	58.25



1967-68  
 Certified Staff  
 (Full Time Equivalency)

<u>SCHOOL</u>	<u>TOTAL</u>
<u>Elementary</u>	
Avondale East	20
Avondale S.W.	15 1/2
Avondale West	17 1/2
Belvoir	18
Bishop	14
Central Park	14
Clay	6 1/2
Crestview	16 1/2
Gage	12
Grant	12
Highland Park Central	22
Highland Park North	18 1/2
Highland Park South	19 1/2
Hudson	8 1/2
Lafayette	18
Linn	13
Lowman Hill	13
Lundgren	13
McCarter	17 1/2
McClure	17 1/2
McEachron	13
Monroe	8 1/2
Parkdale	16
Polk	7
Potwin	12
Quincy	13
Quinton Heights	10
Randolph	16 1/2
Rice	11
Sheldon	10
State Street	18
Stout	13
Sumner	10
Whitson	14
<u>Junior High</u>	
Boswell	29.7
Capper	29.8
Crane	20.8
Curtis	19.4
East Topeka	32.8
Eisenhower	27
Highland Park	27
Holliday	22.2
Jardine	39.8
Landon	23.05
Roosevelt	24.05
<u>High Schools</u>	
Highland Park	63.9
Topeka High	92.9
Topeka West	62.3

1968-69  
Certified Staff  
(Full Time Equivalency)

<u>SCHOOL</u>	<u>TOTAL</u>
<u>Elementary</u>	
Avondale East	18 1/2
Avondale S.W.	15 1/2
Avondale West	18 1/2
Belvoir	18
Bishop	16
Central Park	13
Clay	7 1/2
Crestview	17 1/2
Gage	13
Grant	11
Highland Park Central	21
Highland Park North	17
Highland Park South	20 1/2
Hudson	12
Lafayette	16 1/2
Linn	14
Lowman Hill	13
Lundgren	13
McCarter	17 1/2
McClure	16 1/2
McEachron	15
Monroe	7 1/2
Parkdale	14
Polk	7
Potwin	13
Quincy	13
Quinton Heights	9 1/2
Randolph	17 1/2
Rice	11
Sheldon	9 1/2
State Street	17
Stout	13
Sumner	10
Whitson	13
<u>Junior High</u>	
Boswell	29.6
Capper	28
Crane	19
Curtis	17.6
East Topeka	33
Eisenhower	27
Highland Park	29.6
Holliday	21.6
Jardine	40.1
Landon	24.8
Roosevelt	24
<u>High Schools</u>	
Highland Park	68.4
Topeka High	94.7
Topeka West	69.7

1969-70  
Certified Staff  
(Full Time Equivalency)

<u>SCHOOL</u>	<u>TOTAL</u>
<u>Elementary</u>	
Avondale East	21 1/2
Avondale S.W.	16 1/2
Avondale West	19
Belvoir	19
Bishop	17 1/2
Central Park	14 1/2
Clay	8
Crestview	19 1/2
Gage	13
Grant	14
Highland Park Central	23
Highland Park North	18
Highland Park South	21 1/2
Hudson	12 1/2
Lafayette	23
Linn	16 1/2
Lowman Hill	14 1/2
Lundgren	14 1/2
McCarter	18
McClure	17
McEachron	16 1/2
Monroe	9
Parkdale	18 1/2
Polk	8 1/2
Potwin	13
Quincy	14
Quinton Heights	10
Randolph	18
Rice	11 1/2
Sheldon	12
State Street	19
Stout	13
Sumner	11 1/2
Whitson	17
<u>Junior High</u>	
Boswell	29.05
Capper	28.85
Crane	19
Curtis	17.6
East Topeka	36.2
Eisenhower	29
Highland Park	28.6
Holliday	20.6
Jardine	42.5
Landon	26.8
Roosevelt	23.2
<u>High Schools</u>	
Highland Park	69.5
Topeka High	102.7
Topeka West	69.9





1970-71  
Summary of Minority Employees  
(Certified Staff)

Elementary

<u>(1)</u> <u>Total</u>	<u>(3)</u> <u>White</u>	<u>(2)</u> <u>Black</u>	<u>(2)</u> <u>Other Minority</u>
581.5	540.5	38	3

Junior High

<u>(1)</u> <u>Total</u>	<u>(3)</u> <u>White</u>	<u>(2)</u> <u>Black</u>	<u>(2)</u> <u>Other Minority</u>
315.8	296.8	12	7

High School

<u>(1)</u> <u>Total</u>	<u>(3)</u> <u>White</u>	<u>(2)</u> <u>Black</u>	<u>(2)</u> <u>Other Minority</u>
256.7	240.7	11	5

- (1) Full Time Equivalency
- (2) Individual Count
- (3) Total Full Time Equivalency minus  
Individual Count of all Minorities

1971-72  
 Certified Staff  
 (Full Time Equivalency)

<u>SCHOOL</u>	<u>TOTAL</u>
<u>Elementary</u>	
Avondale East	25.3
Avondale S.W.	18.3
Avondale West	20.2
Belvoir	23.9
Bishop	22.0
Central Park	21.7
Clay	11.6
Crestview	19.2
Gage	15.2
Grant	18.2
Highland Park Central	25.8
Highland Park North	22.1
Highland Park South	23.7
Hudson	15.3
Lafayette	37.9
Linn	17.5
Lowman Hill	17.9
Lundgren	15.7
McCarter	19.2
McClure	17.3
McEachron	19.5
Monroe	14.6
Parkdale	25.5
Polk	9.6
Potwin	14.2
Quincy	18.5
Quinton Heights	14.0
Randolph	18.9
Rice	12.5
Sheldon	13.2
State Street	20.5
Stout	14.7
Sumner	12.7
Whitson	18.3

Junior High

Boswell	29.3
Capper	26.8
Crane	21.2
Curtis	17.8
East Topeka	36.2
Eisenhower	35.8
French	22.6
Highland Park	28.6
Holliday	21.0
Jardine	35.8
Landon	22.2
Roosevelt	24.2

High Schools

Highland Park	74.4
Topeka High	108.85
Topeka West	75.35

Summary of Minority Employees  
 (Certified Staff)

<u>All Schools</u>			
(1) <u>Total</u>	(3) <u>White</u>	(2) <u>Black</u>	(2) <u>Other Minority</u>
1177.7	1076.7	75	26

- (1) Full Time Equivalency
- (2) Individual Count
- (3) Total Full Time Equivalency minus  
 Individual Count of all Minorities



1972-73  
 Certified Staff  
 (Full Time Equivalency)

<u>SCHOOL</u>	<u>TOTAL</u>
<u>Elementary</u>	
Avondale East	24.4
Avondale S.W.	17.5
Avondale West	18.4
Belvoir	20.5
Bishop	21.6
Central Park	18.1
Clay	10.0
Crestview	21.9
Gage	15.3
Grant	13.8
Highland Park Central	27.3
Highland Park North	20.7
Highland Park South	23.1
Hudson	15.0
Lafayette	30.5
Linn	16.4
Lowman Hill	17.6
Lundgren	16.2
McCarter	19.2
McClure	17.3
McEachron	19.6
Monroe	11.6
Parkdale	20.8
Polk	8.3
Potwin	14.7
Quincy	15.7
Quinton Heights	12.0
Randolph	19.8
Rice	11.6
Sheldon	13.1
State Street	21.0
Stout	15.6
Sumner	13.4
Whitson	15.9

Junior High

Boswell	31.0
Capper	27.3
Crane	21.6
Curtis	16.8
East Topeka	36.2
Eisenhower	36.9
French	24.0
Highland Park	29.8
Holliday	22.7
Jardine	35.0
Landon	23.4
Roosevelt	24.8

High Schools

Highland Park	71.6
Topeka High	103.1
Topeka West	73.7

Summary of Minority Employees

<u>All Schools</u>			
<u>(1)</u>	<u>(3)</u>	<u>(2)</u>	<u>(2)</u>
<u>Total</u>	<u>White</u>	<u>Black</u>	<u>Other Minority</u>
1175.8	1068.8	77	30

- (1) Full Time Equivalency
- (2) Individual Count
- (3) Total Full Time Equivalency minus Individual Count of all Minorities

1973-74  
 Certified and Non-Certified Staff  
 (Individual Count)

<u>SCHOOL</u>	<u>TOTAL</u>	<u>WHITE</u>	<u>BLACK</u>	<u>OTHER MINORITY</u>
<u>Elementary</u>				
Avondale East	34	26	8	
Avondale S.W.	20	20		
Avondale West	25	24	1	
Belvoir	28	19	7	2
Bishop	24	22	1	1
Central Park	15	14	1	
Clay	10	8	2	
Crestview	25	17	6	2
Gage	18	17	1	
Grant	17	11	3	3
Highland Park Central	31	25	4	2
Highland Park North	22	17	4	1
Highland Park South	26	23	2	1
Hudson	17	14	3	
Lafayette	41	27	6	8
Linn	20	16	3	1
Lowman Hill	17	12	4	1
Lundgren	15	14	1	
McCarter	22	20	2	
McClure	21	21		
McEachron	22	22		
Monroe	21	12	5	4
Parkdale	24	7	16	1
Polk	13	10	3	
Potwin	16	16		
Quincy	18	16		2
Quinton Heights	19	13	6	
Randolph	19	19		
Rice	16	16		
Sheldon	16	16		
State Street	27	24	1	2
Stout	16	14	1	1
Sumner	16	13	1	2
Whitson	17	16	1	
<u>Junior High</u>				
Boswell	46	45	1	
Capper	34	33		1
Crane	32	27	5	
Curtis	28	24	3	1
East Topeka	47	28	14	5
Eisenhower	57	56		1
French	47	47		
Highland Park	36	30	5	1
Holliday	32	30	1	1
Jardine	49	48		1
Landon	42	40	2	
Roosevelt	30	30		
<u>High Schools</u>				
Highland Park	114	102	10	2
Topeka High	167	153	11	3
Topeka West	113	111	1	1

1974-75  
 Certified and Non-Certified Staff  
 (Individual Count)

<u>SCHOOL</u>	<u>TOTAL</u>	<u>WHITE</u>	<u>BLACK</u>	<u>OTHER MINORITY</u>
<u>Elementary</u>				
Avondale East	44	31	10	3
Avondale S.W.	28	28		
Avondale West	28	27		1
Belvoir	32	26	5	1
Bishop	32	31		1
Central Park	33	33		
Clay	17	15	2	
Crestview	30	25	3	2
Gage	20	19	1	
Grant	27	21	3	3
Highland Park Central	39	34	3	2
Highland Park North	35	31	2	2
Highland Park South	39	33	4	2
Hudson	23	21	2	
Lafayette	48	34	7	7
Linn	26	21	4	1
Lowman Hill	22	19	2	1
Lundgren	22	22		
McCarter	31	29	2	
McClure	27	27		
McEachron	29	29		
Monroe	15	7	4	4
Parkdale	31	16	14	1
Polk	19	17	2	
Potwin	21	21		
Quincy	23	21		2
Quinton Heights	22	18	4	
Randolph	25	25		
Rice	18	16	1	1
Sheldon	19	18	1	
State Street	34	31	1	2
Stout	26	24	2	
Sumner	24	23		1
Whitson	24	24		
<u>Junior High</u>				
Boswell	42	39	3	
Capper	42	41	1	
Crane	23	19	3	1
Curtis	26	25	1	
East Topeka	47	28	12	7
Eisenhower	59	56	2	1
French	46	46		
Highland Park	41	33	6	2
Holliday	25	23	1	1
Jardine	47	47		
Landon	46	43	1	2
Roosevelt	32	32		
<u>High Schools</u>				
Highland Park	123	109	10	4
Topeka High	158	142	13	3
Topeka West	113	111	1	1



1975-76  
 Certified and Non-Certified Staff  
 (Individual Count)

<u>SCHOOL</u>	<u>TOTAL</u>	<u>WHITE</u>	<u>BLACK</u>	<u>OTHER MINORITY</u>
<u>Elementary</u>				
Avondale East	41	31	8	2
Avondale S.W.	27	26		1
Avondale West	32	31		1
Belvoir	35	27	5	3
Bishop	32	31		1
Central Park	32	32		
Crestview	32	30	2	
Gage	24	23	1	
Grant	29	24	3	2
Highland Park Central	52	45	5	2
Highland Park North	36	33	2	1
Highland Park South	40	38	2	
Hudson	28	28		
Lafayette	52	40	6	6
Linn	27	25	2	
Lowman Hill	29	23	5	1
Lundgren	32	30	2	
McCarter	32	30	2	
McClure	29	29		1
McEachron	33	32		3
Parkdale	33	17	13	
Polk	22	19	3	
Potwin	27	27		
Quincy	28	25	1	2
Quinton Heights	23	20	3	
Randolph	28	28		
Rice	27	24	2	1
Sheldon	26	25	1	
State Street	35	33		2
Stout	22	22		
Sumner	27	25		2
Whitson	25	25		
<u>Junior High</u>				
Boswell	49	42	6	1
Capper	36	36		
East Topeka	41	22	15	4
Eisenhower	57	54	2	1
French	47	47		
Highland Park	37	32	2	3
Holliday	33	31	1	1
Jardine	58	56		2
Landon	45	43		
Roosevelt	38	37	1	
<u>High Schools</u>				
Highland Park	122	109	10	3
Topeka High	159	141	13	5
Topeka West	114	112	1	1

1976-77  
 Certified and Non-Certified Staff  
 (Full Time Equivalency)

<u>SCHOOL</u>	<u>TOTAL</u>	<u>WHITE</u>	<u>BLACK</u>	<u>OTHER MINORITY</u>
<u>Elementary</u>				
Avondale East	27.5	21.0	5.5	1.0
Avondale S.W.	17.3	17.3	-	-
Avondale West	21.0	20.0	-	1.0
Belvoir	24.0	15.5	5.5	3.0
Bishop	22.6	21.3	-	1.3
Central Park	19.3	19.3	-	-
Crestview	21.6	20.6	1.0	-
Gage	13.6	11.6	1.0	1.0
Grant	14.9	10.9	1.5	2.5
Highland Park Central	32.0	24.4	6.6	1.0
Highland Park North	19.3	14.8	3.5	1.0
Highland Park South	23.1	21.1	2.0	-
Hudson	15.5	15.5	-	-
Lafayette	32.5	19.6	7.5	5.4
Linn	13.6	10.8	2.3	.5
Lowman Hill	18.6	13.4	4.2	1.0
Lundgren	20.0	17.6	2.4	-
McCarter	20.3	17.8	2.0	.5
McClure	17.1	17.1	-	-
McEachron	18.8	18.8	-	-
Parkdale	19.0	5.7	12.0	1.3
Polk	11.1	8.3	1.8	1.0
Potwin	13.6	12.6	-	1.0
Quincy	14.4	12.3	.7	1.4
Quinton Heights	11.6	10.1	1.5	-
Randolph	17.9	17.9	-	-
Rice	13.1	8.3	2.8	2.0
Sheldon	10.1	9.1	1.0	-
State Street	23.0	20.7	.3	2.0
Stout	14.3	14.0	.3	-
Sumner	15.0	13.7	.3	1.0
Whitson	14.0	14.0	-	-
<u>Junior High</u>				
Boswell	46.7	36.2	5.5	5.0
East Topeka	45.9	26.7	13.6	5.6
Eisenhower	52.3	50.3	1.0	1.0
French	47.8	46.3	1.0	.5
Highland Park	41.6	32.1	6.5	3.0
Holliday	31.1	28.3	1.0	1.8
Jardine	50.4	49.8	-	.6
Landon	45.1	42.1	2.0	1.0
Roosevelt	36.6	35.0	-	1.6
<u>High Schools</u>				
Highland Park	119.2	106.8	10.0	2.4
Topeka High	151.1	132.0	10.3	8.8
Topeka West	107.5	103.5	2.0	2.0

1977-78  
 Certified and Non-Certified Staff  
 (Full Time Equivalency)

<u>SCHOOL</u>	<u>TOTAL</u>	<u>WHITE</u>	<u>BLACK</u>	<u>OTHER MINORITY</u>
<u>Elementary</u>				
Avondale East	38.0	32.0	4.0	2.0
Avondale S.W.	20.8	18.8	-	2.0
Avondale West	26.9	26.9	-	-
Belvoir	27.5	21.1	3.0	3.4
Bishop	25.8	24.8	-	1.0
Central Park	34.6	33.0	1.6	-
Crestview	30.0	28.0	1.0	1.0
Gage	19.7	17.7	1.0	1.0
Highland Park Central	42.4	30.9	9.5	2.0
Highland Park North	27.6	20.6	6.0	1.0
Highland Park South	30.6	28.6	1.0	1.0
Hudson	19.9	17.9	-	2.0
Lafayette	42.3	29.7	7.1	5.5
Linn	18.9	14.9	3.0	1.0
Lowman Hill	22.0	15.7	5.0	1.3
Lundgren	22.6	21.6	1.0	-
McCarter	27.2	25.2	2.0	-
McClure	22.8	22.8	-	-
McEachron	25.2	25.2	-	-
Parkdale	30.5	14.7	11.8	4.0
Polk	15.7	12.7	2.0	1.0
Potwin	17.4	16.4	-	1.0
Quincy	32.0	28.6	1.0	2.4
Quinton Heights	15.5	12.6	2.6	.3
Randolph	22.2	22.2	-	-
Rice	24.3	16.3	7.0	1.0
State Street	28.2	24.9	1.0	2.3
Stout	23.3	23.3	-	-
Sumner	18.6	15.6	2.0	1.0
Whitson	27.7	27.7	-	-
<u>Junior High</u>				
Boswell	42.6	36.6	5.0	1.0
East Topeka	43.2	23.9	14.6	4.7
Eisenhower	53.5	47.3	5.2	1.0
French	50.1	49.4	.7	-
Highland Park	31.9	23.7	5.0	3.2
Holliday	30.7	27.7	1.0	2.0
Jardine	51.2	50.8	-	.4
Landon	48.5	45.6	1.9	1.0
Roosevelt	32.5	30.5	-	2.0
<u>High Schools</u>				
Highland Park	120.2	106.2	11.5	2.5
Topeka High	140.4	126.0	7.8	6.6
Topeka West	107.0	104.1	1.0	1.9

1978-79  
 Certified Staff  
 (Full Time Equivalency)

<u>SCHOOL</u>	<u>TOTAL</u>	<u>WHITE</u>	<u>BLACK</u>	<u>OTHER MINORITY</u>
<u>Elementary</u>				
Avondale East	25.0	21.5	3.0	.5
Avondale S.W.	15.1	14.1	-	1.0
Avondale West	19.1	19.1	-	-
Belvoir	18.6	16.1	2.5	-
Bishop	25.5	25.5	-	-
Central Park	19.2	18.8	.4	-
Crestview	22.4	21.4	-	1.0
Gage	14.7	12.7	1.0	1.0
Highland Park Central	29.8	22.8	6.0	1.0
Highland Park North	21.1	15.6	4.5	1.0
Highland Park South	24.0	23.0	1.0	-
Hudson	15.5	14.5	-	1.0
Lafayette	29.0	24.0	5.0	-
Linn	13.7	11.9	.3	1.5
Lowman Hill	16.5	11.5	3.0	2.0
Lundgren	16.6	16.2	.4	-
McCarter	23.0	21.0	2.0	-
McClure	20.7	18.7	-	2.0
McEachron	19.6	19.6	-	-
Polk	11.8	10.3	1.5	-
Potwin	14.4	13.4	-	1.0
Quincy	21.8	20.8	1.0	-
Quinton Heights	12.9	11.4	1.5	-
Randolph	18.1	18.1	-	-
Rice	16.1	12.3	3.8	-
State Street	19.6	18.3	.3	1.0
Stout	15.8	15.8	-	-
Sumner	14.9	14.6	.3	-
Whitson	23.9	23.9	-	-
<u>Junior High</u>				
Boswell	34.9	30.5	4.0	.4
East Topeka	25.8	17.8	6.0	2.0
Eisenhower	37.2	34.2	2.0	1.0
French	35.6	35.6	-	-
Highland Park	24.1	20.1	4.0	-
Holliday	24.9	22.9	-	2.0
Jardine	41.2	41.2	-	-
Landon	31.5	31.1	-	.4
Roosevelt	23.7	22.7	-	1.0
<u>High Schools</u>				
Highland Park	72.0	63.0	9.0	-
Topeka High	87.8	79.2	4.0	4.6
Topeka West	72.0	71.0	1.0	-



1979-80  
 Certified Staff  
 (Full Time Equivalency)

<u>SCHOOL</u>	<u>TOTAL</u>	<u>WHITE</u>	<u>BLACK</u>	<u>OTHER MINORITY</u>
<u>Elementary</u>				
Avondale East	21.4	19.4	2.0	-
Avondale West	19.8	18.8	-	1.0
Belvoir	16.6	14.6	2.0	-
Bishop	24.3	24.3	-	-
Central Park	20.8	18.8	2.0	-
Crestview	23.7	22.7	-	1.0
Gage	16.7	15.2	1.5	-
Highland Park Central	31.0	26.0	5.0	-
Highland Park North	19.6	14.6	4.0	1.0
Highland Park South	23.1	20.1	3.0	-
Hudson	15.0	14.0	-	1.0
Lafayette	28.5	24.5	4.0	-
Linn	13.0	12.0	-	1.0
Lowman Hill	17.4	11.4	4.0	2.0
Lundgren	16.8	15.8	-	1.0
McCarter	23.2	21.2	2.0	-
McClure	21.4	18.4	-	3.0
McEachron	19.5	19.5	-	-
Potwin	15.7	14.7	-	1.0
Quincy	25.4	23.4	2.0	-
Quinton Heights	15.6	12.6	3.0	-
Randolph	19.7	18.7	1.0	-
Rice	12.3	10.8	1.5	-
Shaner	16.0	16.0	-	-
State Street	19.4	17.4	1.0	1.0
Stout	13.8	11.8	-	2.0
Sumner	15.6	15.6	-	-
Whitson	21.6	21.6	-	-
<u>Junior High</u>				
Boswell	32.9	27.9	5.0	-
East Topeka	25.8	16.8	6.0	3.0
Eisenhower	34.9	31.9	2.0	1.0
French	33.8	33.8	-	-
Highland Park	25.5	20.5	4.0	1.0
Holliday	25.8	23.8	-	2.0
Jardine	37.1	37.1	-	-
Landon	32.3	29.3	2.0	1.0
Roosevelt	22.8	21.8	-	1.0
<u>High Schools</u>				
Highland Park	67.4	60.4	7.0	-
Topeka High	79.4	70.4	7.0	2.0
Topeka West	76.0	73.0	2.0	1.0

1979-80  
Certified Staff  
(Full Time Equivalency)

<u>SCHOOL</u>	<u>TOTAL</u>	<u>WHITE</u>	<u>BLACK</u>	<u>OTHER MINORITY</u>
<u>Elementary</u>				
Avondale East	21.4	19.4	2.0	-
Avondale West	19.8	18.8	-	1.0
Belvoir	16.6	14.6	2.0	-
Bishop	24.3	24.3	-	-
Central Park	20.8	18.8	2.0	-
Crestview	23.7	22.7	-	1.0
Gage	16.7	15.2	1.5	-
Highland Park Central	31.0	26.0	5.0	-
Highland Park North	19.6	14.6	4.0	1.0
Highland Park South	23.1	20.1	3.0	-
Hudson	15.0	14.0	-	1.0
Lafayette	28.5	24.5	4.0	-
Linn	13.0	12.0	-	1.0
Lowman Hill	17.4	11.4	4.0	2.0
Lundgren	16.8	15.8	-	1.0
McCarter	23.2	21.2	2.0	-
McClure	21.4	18.4	-	3.0
McEachron	19.5	19.5	-	-
Potwin	15.7	14.7	-	1.0
Quincy	25.4	23.4	2.0	-
Quinton Heights	15.6	12.6	3.0	-
Randolph	19.7	18.7	1.0	-
Rice	12.3	10.8	1.5	-
Shaner	16.0	16.0	-	-
State Street	19.4	17.4	1.0	1.0
Stout	13.8	11.8	-	2.0
Sumner	15.6	15.6	-	-
Whitson	21.6	21.6	-	-
<u>Junior High</u>				
Boswell	32.9	27.9	5.0	-
East Topeka	25.8	16.8	6.0	3.0
Eisenhower	34.9	31.9	2.0	1.0
French	33.8	33.8	-	-
Highland Park	25.5	20.5	4.0	1.0
Holliday	25.8	23.8	-	2.0
Jardine	37.1	37.1	-	-
Landon	32.3	29.3	2.0	1.0
Roosevelt	22.8	21.8	-	1.0
<u>High Schools</u>				
Highland Park	67.4	60.4	7.0	-
Topeka High	79.4	70.4	7.0	2.0
Topeka West	76.0	73.0	2.0	1.0

1980-81  
Certified Staff  
(Full Time Equivalency)

<u>SCHOOL</u>	<u>TOTAL</u>	<u>WHITE</u>	<u>BLACK</u>	<u>OTHER MINORITY</u>
<u>Elementary</u>				
Avondale East	21.5	16.5	5.0	-
Avondale West	19.0	18.0	-	1.0
Belvoir	18.1	15.1	3.0	-
Bishop	23.0	23.0	-	-
Crestview	22.0	21.0	1.0	-
Gage	17.5	15.5	2.0	-
Highland Park Central	28.0	23.0	5.0	-
Highland Park North	19.0	15.0	3.0	1.0
Highland Park South	23.0	20.0	3.0	-
Hudson	16.0	14.0	2.0	-
Lafayette	24.0	22.0	2.0	-
Linn	13.0	10.0	3.0	-
Lowman Hill	21.0	17.0	3.0	1.0
Lundgren	16.1	15.1	-	1.0
McCarter	21.0	19.0	2.0	-
McClure	20.0	20.0	-	-
McEachron	19.5	19.5	-	-
Potwin	13.1	12.1	-	1.0
Quincy	24.0	22.0	2.0	-
Quinton Heights	15.0	12.0	3.0	-
Randolph	20.0	19.0	1.0	-
Rice	10.5	8.5	2.0	-
Shaner	16.0	15.0	-	1.0
State Street	21.0	19.0	1.0	1.0
Stout	17.7	14.7	2.0	1.0
Sumner	14.5	13.5	1.0	-
Whitson	30.6	30.6	-	-
<u>Junior High</u>				
Chase	32.0	27.0	1.0	4.0
Eisenhower	35.0	31.0	3.0	1.0
French	26.0	22.0	2.0	2.0
Highland Park	29.5	26.9	2.0	.6
Landon	23.0	21.0	1.0	1.0
Robinson	32.0	29.0	3.0	-
<u>High Schools</u>				
Highland Park	82.8	74.8	8.0	-
Topeka High	102.6	91.6	8.0	3.0
Topeka West	93.5	87.5	4.0	2.0

1981-82  
 Certified Staff  
 (Full Time Equivalency)

<u>SCHOOL</u>	<u>TOTAL</u>	<u>WHITE</u>	<u>BLACK</u>	<u>OTHER MINORITY</u>
<u>Elementary</u>				
Avondale East	22.2	15.2	7.0	-
Avondale West	18.5	17.5	-	1.0
Belvoir	19.7	14.7	5.0	-
Bishop	21.5	21.5	-	-
Crestview	21.7	18.7	3.0	-
Gage	15.7	13.7	2.0	-
Highland Park Central	23.7	19.7	4.0	-
Highland Park North	20.4	16.4	3.0	1.0
Highland Park South	23.7	21.7	2.0	-
Hudson	14.9	12.9	2.0	-
Lafayette	26.9	23.9	3.0	-
Linn	12.7	12.7	-	-
Lowman Hill	20.1	17.1	3.0	-
Lundgren	14.3	12.3	-	2.0
McCarter	22.4	20.4	2.0	-
McClure	20.9	20.9	-	-
McEachron	18.6	18.6	-	-
Potwin	13.0	13.0	-	-
Quincy	24.8	20.8	4.0	-
Quinton Heights	15.3	13.3	2.0	-
Randolph	21.2	19.2	2.0	-
Shaner	18.3	16.3	1.0	1.0
State Street	19.7	17.7	1.0	1.0
Stout	17.1	15.1	1.0	1.0
Sumner	15.9	14.9	1.0	-
Whitson	22.3	22.3	-	-
<u>Junior High</u>				
Chase	30.5	26.0	1.0	3.5
Eisenhower	35.0	31.0	3.0	1.0
French	27.2	25.2	1.0	1.0
Jardine	30.9	27.9	3.0	-
Landon	25.2	23.2	1.0	1.0
Robinson	34.8	30.8	3.0	1.0
<u>High Schools</u>				
Highland Park	85.8	78.8	7.0	-
Topeka High	98.6	85.6	10.0	3.0
Topeka West	87.9	82.9	3.0	2.0



1982-83  
 Certified Staff  
 (Full Time Equivalency)

<u>SCHOOL</u>	<u>TOTAL</u>	<u>WHITE</u>	<u>BLACK</u>	<u>OTHER MINORITY</u>
<u>Elementary</u>				
Avondale East	22.3	13.8	8.0	.5
Avondale West	17.8	16.8	-	1.0
Belvoir	20.0	15.0	4.0	1.0
Bishop	21.0	21.0	-	-
Crestview	24.0	21.0	3.0	-
Gage	16.0	14.0	2.0	-
Highland Park Central	22.4	19.4	3.0	-
Highland Park North	18.0	15.0	2.0	1.0
Highland Park South	23.0	21.0	2.0	-
Hudson	15.0	13.0	2.0	-
Lafayette	28.0	24.0	4.0	-
Linn	30.5	30.5	-	-
Lowman Hill	16.6	14.6	2.0	-
Lundgren	15.5	13.5	-	2.0
McCarter	21.0	18.0	3.0	-
McClure	21.0	21.0	-	-
McEachron	17.0	17.0	-	-
Potwin	11.0	11.0	-	-
Quincy	25.1	22.1	3.0	-
Quinton Heights	16.5	15.5	1.0	-
Randolph	22.1	19.1	3.0	-
Shaner	17.0	16.0	-	1.0
State Street	19.0	19.0	-	-
Stout	16.2	14.2	1.0	1.0
Sumner	17.1	16.1	1.0	-
Whitson	32.1	31.1	-	1.0
<u>Junior High</u>				
Chase	28.6	23.6	-	5.0
Eisenhower	41.0	34.0	6.0	1.0
French	25.1	24.1	-	1.0
Jardine	33.8	30.8	3.0	-
Landon	22.5	19.5	2.0	1.0
Robinson	34.61	29.61	4.0	1.0
<u>High Schools</u>				
Highland Park	80.8	73.6	6.0	-
Topeka High	98.4	87.4	8.0	3.0
Topeka West	81.3	78.3	1.0	2.0

1951-52

SCHOOL	TOTAL YEARS	AVERAGE YEARS	0	60	90	BS	MS	OVER
Topeka High	1441	18.48				40	37	1
Boswell	263	13.15				14	6	
Crane	219.50	14.64				11	3	
Curtis	206	25.75				6	2	
East Topeka	458	25.45				16	2	
Holliday	162.50	16.25				8	2	
Roosevelt	319	18.77			1	13	3	
Buchanan	106.50	17.75				6		
Central Park	171.50	17.15			1	6	3	
Clay	189	27.00			1	4	1	
Gage	263.50	17.57			1	4	8	4
Grant	99.00	14.15				7		
Lafayette	169	21.13				7	1	
Lincoln	281	21.62		1	1	10	1	
Lowman Hill	134.62	19.24		1	1	4	1	
Monroe	140.50	23.42				5	1	
Oakland	147.50	16.39		1	2	6		
Parkdale	127.00	18.15		1	1	4	1	
Polk	133.00	22.17			1	4	1	
Potwin	206.50	18.78		1		8	2	
Quincy	73.00	18.25		1		3		
Quinton Heights	79.00	13.17		1		5		
Randolph	384.50	18.31			2	18	1	
Seabrook	81.00	16.20	1	1		4		
State Street	168.00	14.00			2	9	1	
Sumner	186.00	23.25			1	5	2	
Van Buren	122.50	15.32		1		6	1	
Washington	75.00	15.00				4	1	

STAFF	SCHOOL	TOTAL YEARS	AVERAGE YEARS	0	60	90	BS	MS	OVER
69	Topeka High	1290	18.70				33	35	1
17	Boswell	268	15.77				12	5	
15	Crane	234.50	15.64				10	5	
10	Curtis	213	21.30				8	2	
16	East Topeka	440	27.50				14	2	
11	Holliday	173.50	15.78				9	2	
14	Roosevelt	303.00	21.65			1	10	3	
5	Buchanan	110.50	22.10				5		
6	Clay	155.00	25.84			2	3	1	
10	Central Park	180.50	18.05			1	6	3	
16	Gage	278.50	17.41			4	8	4	
6	Grant	82.00	13.67				6		
9	Lafayette	178.00	19.78				8	1	
12	Lincoln	292.00	24.34			2	9	1	
7	Lowman Hill	120.00	17.15	1		1	4	1	
6	Monroe	146.50	24.42				5	1	
9	Oakland	156.50	17.39		1	2	6		
6	Parkdale	132.00	22.00		1	1	3	1	
5	Polk	131.00	26.20				1	3	1
11	Potwin	217.50	19.78				1	8	2
6	Quincy	92.50	15.42		1	1	4		
6	Quinton Heights	85.00	14.17		1		5		
20	Randolph	397.00	19.88			2	17	1	
5	Seabrook	80.00	16.00		2		3		
12	State Street	140.00	11.67		1	1	9	1	
8	Sumner	194.00	24.25				1	5	2
8	Van Buren	130.50	16.32		1		6	1	
5	Washington	78.00	15.60				4	1	

1953-54

AFF	SCHOOL	TOTAL YEARS	AVERAGE YEARS	0	60	90	BS	MS	OVER
71	Topeka High	1370	19.30				37	33	1
15	Boswell	262	14.47				11	4	
11	Crane	217	19.73				11	4	
10	Curtis	253	25.30				8	2	
18	East Topeka	436.50	24.25				15	3	
10	Holliday	192.50	19.25				7	3	
15	Roosevelt	326.00	21.74				1	11	3
5	Buchanan	92.00	18.40				4	1	
11	Central Park	208.50	18.96				8	3	
6	Clay	101.00	16.84				1	4	1
16	Gage	299.00	18.69				3	9	4
6	Grant	75.50	12.59				6		
8	Lafayette	190.00	23.75				7	1	
12	Lincoln	273.00	22.75				2	8	2
9	Lowman Hill	133.50	14.84				2	5	2
1	McKinley	18.00	18.00				1		
6	Monroe	170.50	28.42				5	1	
10	Oakland	140.50	14.05				3	7	
6	Parkdale	80.00	13.34		1		1	3	1
4	Polk	110.00	27.75				1	3	
11	Potwin	212.00	19.28				1	9	1
6	Quincy	74.00	12.34				6		
3	Quinton Heights	55.00	18.34				3		
16	Randolph	342.50	21.41				1	14	1
18	Southwest	323.50	26.96	1	1		2	11	3
12	State Street	129.50	10.80				1	10	1
10	Sumner	217.50	21.75				1	8	1
6	Van Buren	109.00	18.17			1	4		1
2	Washington	50.00	25.00				2		



## 1954-55

STAFF	SCHOOL	TOTAL YEARS	AVERAGE YEARS	0	60	90	BS	MS	OVER
66	Topeka High	1082.00	16.40				30	36	
16	Boswell	258.00	16.13				12	4	
11	Crane	153.00	13.96				6	5	
11	Curtis	176.00	16.00				8	3	
15	East Topeka	350.00	23.34				12	3	
9	Holliday	117.50	13.06				4	5	
14	Roosevelt	240.00	17.15				9	5	
5	Seabrook	29.00	5.80				3	2	
5	Buchanan	97.00	19.40				4	1	
12	Central Park	159.00	13.25				9	3	
6	Clay	122.00	20.34				1	4	1
14	Gage	226.00	16.15				1	10	3
7	Grant	31.00	4.43				1	6	
9	Lafayette	163.00	18.12				8	1	
10	Lincoln	152.50	15.25				1	8	1
7	Lowman Hill	86.00	12.29				2	4	1
3	McKinley	25.00	8.34				3		
7	Monroe	171.00	24.43				6	1	
10	Oakland	106.00	10.60				3	7	
7	Parkdale	84.00	12.00				6	1	
3	Polk	49.00	16.34				2	1	
10	Potwin	205.50	20.55				2	7	1
7	Quincy	69.50	9.93				1	6	
4	Quinton Heights	55.50	13.88				4		
16	Randolph	255.50	15.97				3	12	1
22	Southwest	253.50	11.53				3	16	3
12	State Street	127.00	10.59				10	2	
7	Sumner	127.50	18.22				6	1	
6	Van Buren	102.00	17.00				1	5	
7	Washington	106.00	15.15				7		



## 1955-56

STAFF	SCHOOL	TOTAL YEARS	AVERAGE YEARS	0	60	90	BS	MS	OVER
70	Topeka High	1050.50	15.01				33	37	
16	Boswell	275.50	17.22				12	4	
6	Capper	30.00	5.00				4	2	
15	Crane	182.50	12.17				10	5	
9	Curtis	181.00	20.12				6	3	
20	East Topeka	413.00	20.65				14	6	
10	Holliday	114.50	11.45				6	4	
15	Roosevelt	252.00	16.80				9	6	
5	Buchanan	102.00	20.40				5		
12	Central Park	214.50	17.88				8	4	
13	Crestview	173.00	13.31				2	11	
19	Gage	259.00	13.64				3	13	3
8	Grant	44.50	5.57				2	6	
6	Lafayette	159.00	26.50				5	1	
13	Lincoln	171.50	13.20				12	1	
8	Lowman Hill	90.50	11.32				2	5	
2	McKinley	22.00	11.00				2		
7	Monroe	145.00	20.72				6	1	
10	Oakland	85.00	8.50				2	7	1
4	Parkdale	54.00	13.50				3	1	
5	Polk	54.50	10.90				4	1	
12	Potwin	222.50	18.55				2	9	1
12	Quincy	103.00	8.59		1		2	9	
7	Quinton Heights	101.50	14.50				2	5	
18	Randolph	270.50	15.03				3	13	2
17	Southwest	236.00	13.89				3	11	1
12	State Street	102.00	8.50				1	10	1
7	Sumner	122.00	17.43				7		
7	Van Buren	113.00	16.15				1	6	
6	Washington	97.00	16.17				6		

1956-57

STAFF	SCHOOL	TOTAL YEARS	AVERAGE YEARS	0	60	90	BS	MS	OVER
73	Topeka High	1077.00	14.76				28	45	
14	Boswell	229.00	16.36				10	4	
13	Capper	64.00	4.93				9	4	
15	Crane	200.50	13.37				9	6	
11	Curtis	204.00	18.55				7	4	
20	East Topeka	369.50	18.48				12	8	
12	Holliday	168.50	14.05				5	7	
16	Roosevelt	229.00	14.32				10	6	
6	Buchanan	110.00	18.34				6		
10	Central Park	153.50	15.35				1	6	3
7	Clay	91.00	13.00				6		1
14	Crestview	182.00	10.12				1	13	
18	Gage	276.00	15.34				1	14	3
12	Grant	55.50	4.63				3	9	
6	Lafayette	141.00	23.50				5		1
16	Lincoln	124.00	7.75				15		1
8	Lowman Hill	102.00	12.75				1	6	1
8	Monroe	173.00	21.63				7		1
13	Oakland	102.00	7.85				1	11	1
6	Parkdale	59.00	9.84				5		1
6	Polk	43.50	7.25				5		1
12	Potwin	220.50	18.38				1	10	1
11	Quincy	79.00	7.19				2	8	1
8	Quinton Heights	95.50	11.94				1	7	
15	Randolph	273.00	18.20				1	13	1
18	Southwest	259.50	14.42				2	12	4
11	State Street	105.00	9.55				9		2
8	Stout	101.50	12.69				7		1
9	Sumner	110.00	12.23				9		
6	Van Buren	113.00	18.84				6		
6	Washington	103.00	17.17				6		

## 1957-58

STAFF	SCHOOL	TOTAL YEARS	AVERAGE YEARS	0	60	90	BS	MS	OVER
75	Topeka High	1080.00	14.40				32	43	
19	Boswell	246.00	12.95				16	3	
19	Capper	79.00	4.16				14	5	
27	Crane	394.00	14.62				17	10	
19	East Topeka	372.50	19.61				13	6	
13	Holliday	188.50	14.50				5	8	
21	Roosevelt	285.00	13.50				14	7	
6	Buchanan	116.00	19.34				5	1	
10	Central Park	163.50	16.35				7	3	
7	Clay	92.00	13.15				6	1	
23	Crestview	232.50	10.11				6	1	
20	Gage	280.00	14.00			1	15	4	
14	Grant	79.50	5.68			2	12		
12	Lafayette	165.00	13.75				10	2	
16	Lincoln	135.00	8.47				14	2	
10	Lowman Hill	113.50	11.35			1	8	1	
6	Monroe	145.00	24.17				5	1	
13	Oakland	104.00	8.00				12	1	
10	Parkdale	53.50	5.35				10		
6	Polk	55.00	9.17				5	1	
14	Potwin	245.00	17.50				13	1	
14	Quincy	93.50	6.68			1	11	3	
11	Quinton Heights	120.54	10.96				10	1	
17	Randolph	292.00	17.18			1	14	2	
24	Southwest	328.50	13.69			1	18	5	
17	State Street	129.00	7.59				15	2	
10	A. J. Stout	116.00	11.60				8	2	
11	Sumner	112.50	10.23				9	2	
7	Van Buren	80.50	11.50				6	1	
6	Washington	103.00	17.17				5	1	

1958-59

STAFF	SCHOOL	TOTAL YEARS	AVERAGE YEARS	0	60	90	BS	MS	OVER
75	Topeka High	1026.50	13.69				39	36	
19	Boswell	318.50	16.77						
15	Capper	92.00	6.14				15	4	
14	Crane	185.50	13.25				12	3	
11	Curtis	208.00	18.91				10	4	
16	East Topeka	245.50	15.35				6	5	
13	Holliday	198.50	15.27				11	5	
21	Roosevelt	283.00	13.48				4	9	
							15	6	
5	Buchanan	110.00	22.00				5		
8	Central Park	76.50	9.57				6	2	
5	Clay	89.00	17.80				4	1	
19	Crestview	250.00	13.16				1	16	2
15	Gage	261.00	17.40				1	11	3
10	Grant	61.50	6.15				1	9	
9	Lafayette	114.00	12.67				11		
3	Lincoln	43.50	14.50				2	1	
7	Lowman Hill	79.50	11.36				6	1	
10	McCarter	75.00	7.50				9	1	
2	Monroe	79.00	30.50				1	1	
11	Oakland	98.00	8.91				10	1	
7	Parkdale	60.00	8.58				7		
2	Pierce	26.00	13.00				2		
6	Polk	57.00	9.50				5	1	
13	Potwin	206.50	15.89				12	1	
4	Quincy	112.00	8.00				1	11	2
7	Quinton Heights	76.00	10.86				5	2	
5	Randolph	294.50	19.64				1	12	2
9	Sheldon	69.50	7.73				6	3	
6	Southwest	281.50	17.60				1	11	4
0	State Street	111.00	11.10				9	1	
2	A. J. Stout	153.00	12.75				10	1	1
8	Sumner	108.00	13.50				6	2	
3	Van Buren	15.00	5.00				3		



## 1959-60

STAFF	SCHOOL	TOTAL YEARS	AVERAGE YEARS	0	60	90	BS	MS	OVER
55	Highland Park High	503.35	9.15				24	29	1
82	Topeka High	1027.50	12.53				38	44	
26	Boswell	327.50	7.08			3	8	1	
26	Capper	138.00	12.59				21	5	
20	Crane	215.00	10.75				16	4	
13	Curtis	210.00	16.15				9	4	
19	East Topeka	269.50	14.18				12	7	
13	Highland Park Junior	118.00	9.07				9	4	
14	Holliday	216.50	15.46				5	9	
20	Roosevelt	188.50	9.42				15	5	
12	Avondale Southwest	85.00	7.08				3	8	1
16	Avondale East	106.00	6.62		3	2	10	1	
16	Avondale West	138.50	8.65			3	12	2	
14	Central Park	139.00	9.92				12	2	
8	Clay	129.00	16.12				6	2	
18	Crestview	232.00	12.88				13	5	
13	Gage	244.00	18.76				7	6	
10	Grant	61.00	6.10				9	1	
21	HPC	189.00	9.00				3	17	1
12	HPN	149.00	12.41		1		9	2	
9	HPS	79.00	8.77				1	7	1
12	Lafayette	116.00	9.66				10	2	
16	Lincoln	186.50	11.65				14	2	
11	Lowman Hill	103.00	9.36			1	9	1	
14	McCarter	98.00	7.00				14		
8	McEachron	54.50	6.81				6	2	
5	Monroe	179.00	35.80				2	3	
14	Oakland	102.50	7.32				12	2	
7	Parkdale	53.00	7.57				7		
7	Polk	76.00	9.57				5	2	
11	Potwin	125.00	11.36				10	1	
15	Quincy	127.50	8.50				13	2	
10	Quinton Heights	87.00	8.70				9	1	
15	Randolph	321.00	21.40			1	11	3	
9	Sheldon	65.60	7.27				6	3	
14	Southwest	224.50	16.03				11	3	
15	State Street	120.00	8.00				14	1	
12	A. J. Stout	186.00	15.50				8	3	1
10	Sumner	134.00	13.40				7	3	
4	Van Buren	21.00	5.25				3	1	
7	Washington	158.50	22.64				3	4	



## 1960-61

STAFF	SCHOOL	TOTAL YEARS	AVERAGE YEARS	0	60	90	BS	MS	OVER
51	Highland Park High	530.00	10.39				20	30	1
83	Topeka High	1062.50	12.80				38	45	
14	Avondale Southwest	131.00	9.36				11	3	
24	Boswell	327.00	13.63				15	9	
22	Capper	134.00	6.09				12	9	1
17	Crane	228.50	13.45				13	4	
10	Curtis	190.00	19.00				6	4	
21	East Topeka	271.50	12.93				13	8	
18	HPJH	170.00	9.45				13	5	
16	Holliday	197.50	12.35				6	10	
21	Roosevelt	195.50	9.31				13	8	
18	Avondale East	145.00	8.06				2	16	
14	Avondale West	135.50	9.68				1	13	
9	Belvoir	64.00	7.12				1	8	
12	Central Park	149.50	12.46				9	3	
8	Clay	106.50	13.32				6	2	
20	Crestview	231.50	11.58				17	3	
4	Dawson	34.00	8.50				1	3	
12	Gage	245.00	20.42				7	5	
13	Grant	79.00	6.08				12	1	
21	HPC	209.50	9.98				1	19	1
14	HPN	195.50	13.97				12	2	
10	HPS	77.00	7.70				1	7	2
14	Lafayette	91.00	6.50				12	2	
14	Lincoln	157.50	11.25				10	4	
11	Lowman Hill	96.50	8.78				8	3	
14	McCarter	99.00	7.08				13	1	
12	McEachron	100.50	8.38				10	2	
5	Monroe	152.50	30.50				2	3	
15	Oakland	116.00	8.29				13	2	
7	Parkdale	64.00	9.15				6	1	
6	Polk	67.00	11.17				5	1	
12	Potwin	145.50	12.13				11	1	
13	Quincy	134.00	10.31				11	2	
7	Quinton Heights	85.00	12.15				6	1	
14	Randolph	292.00	20.86				1	9	4
6	Rice	54.00	9.00				1	5	
6	Sheldon	61.00	10.17				3	3	
15	Southwest	239.00	15.94				12	3	
15	State Street	131.50	8.77				13	2	
10	A. J. Stout	206.00	20.60				6	3	1
9	Sumner	123.00	13.67				7	2	
4	Van Buren	25.00	6.25				3	1	
6	Washington	152.00	25.34				2	4	

STAFF	SCHOOL	TOTAL YEARS	AVERAGE YEARS	90 HRS.	BS	MS	OVE
43	HPSH	497.0	11.6		15	27	1
52	THS	806.0	15.5		22	30	
14	S. W. Avondale Jr. High	129.0	9.2	2	11	1	
21	Boswell	305.0	14.5		14	7	
25	Capper	139.5	5.6		19	6	
16	Crane	209.0	13.1		3	13	
12	Curtis	157.0	13.1		8	4	
23	East Topeka	254.5	11.1		17	6	
14	Highland Park Jr. High	124.0	8.9		11	3	
14	Holliday	189.5	13.5		6	8	
21	Roosevelt	201.5	9.6		14	7	
18	Avondale East	151.5	8.4	1	17		
14	Avondale West	138.5	9.9		14		
8	Belvoir	71.0	8.9	1	7		
11	Central Park	147.0	13.4		9	2	
4	Clay	97.0	24.3		2	2	
18	Crestview	204.5	11.4		14	4	
3	Dawson	30.0	10.0	1	2		
11	Gage	215.0	19.6		6	5	
11	Grant	81.0	7.4		10	1	
23	Highland Park Central	245.0	10.7		22	1	
11	Highland Park South	96.0	8.7	1	8	2	
13	Highland Park North	208.5	16.0		11	2	
13	Lafayette	90.0	6.9		11	2	
9	Lincoln	129.5	14.4		6	3	
11	Lowman Hill	98.5	9.0		9	2	
16	McCarter	113.5	7.1		15	1	
14	McEachron	111.0	7.9		12	2	
5	Monroe	157.5	31.5		2	3	
14	Oakland	130.0	9.3		12	2	
7	Parkdale	55.0	7.9		6	1	
5	Polk	77.5	15.5		4	1	
10	Potwin	147.5	14.8		9	1	
14	Quincy	146.5	10.5		12	2	
9	Quinton Heights	85.0	9.4		8	1	
14	Randolph	266.5	19.0		10	4	
6	Rice	60.0	10.0	1	5		
6	Sheldon	52.5	8.8		3	3	
15	Southwest	247.0	16.5		12	3	
13	State Street	146.7	11.3		11	2	
12	A. J. Stout	209.0	17.4		8	3	1
7	Sunner	126.0	18.0		5	2	
5	Van Buren	32.0	6.4		4	1	
6	Washington	158.0	26.3		2	4	

1962-63

STAFF	SCHOOL	TOTAL YEARS	AVERAGE YEARS	90 HRS.	BS	MS	OVER
27	HPSH	354.0	13.1		9	17	1
66	THS	910.5	13.8		29	37	
25	TWHS	191.0	7.6		12	13	
16	Boswell	254.5	15.9		11	5	
19	Capper	162.5	5.6		21	8	
20	Crane	147.0	7.4		14	6	
12	Curtis	139.0	11.6		10	2	
25	East Topeka	213.5	8.5		19	6	
17	Eisenhower	182.0	10.7		13	4	
18	HPJH	115.0	6.4		13	5	
19	Holliday	198.5	10.5		14	5	
20	Jardine	118.5	5.9		15	5	
20	Roosevelt	189.5	9.5		13	7	
21	Avondale East	140.0	6.7		21		
13	Avondale Southwest	178.0	13.7		12	1	
10	Avondale West	105.5	10.5		10		
9	Belvoir	82.0	9.1		9		
13	Central Park	139.0	10.7		11	2	
8	Clay	113.0	14.1		5	3	
22	Crestview	237.0	10.8		18	4	
3	Dawson	22.0	7.3		3		
13	Gage	229.0	17.6		8	5	
13	Grant	110.5	8.5		12	1	
23	Highland Park Central	163.5	7.1		22	1	
17	Highland Park North	199.5	11.7		15	2	
15	Highland Park South	127.0	8.5	1	12	2	
14	Lafayette	91.0	6.5		13	1	
6	Lincoln	57.5	9.6		5	1	
12	Lowman Hill	125.0	10.4		10	2	
14	Lundgren	149.0	10.6		11	3	
7	Lyman	71.0	10.1	2	5		
17	McCarter	117.5	6.9		16	1	
20	McEachron	137.5	6.9		18	2	
6	Monroe	165.0	27.5		3	3	
9	Parkdale	87.0	9.7		8	1	
5	Polk	82.5	16.5		4	1	
13	Potwin	174.5	13.4		12	1	
14	Quincy	133.0	9.5		13	1	
9	Quinton Heights	69.0	7.7		9		
14	Randolph	250.0	17.9		10	4	
10	Rice	80.0	8.0		10		
8	Sheldon	76.0	9.5		4	4	
13	Southwest	199.0	15.3		10	3	
17	State Street	160.5	9.4		16	1	
12	A. J. Stout	219.0	18.3		8	3	1
9	Sumner	137.0	15.2		7	2	
6	Van Buren	41.0	6.8		4	2	
5	Washington	148.0	29.6		1	4	



## 1963-64

STAFF	SCHOOL	TOTAL YEARS	AVERAGE YEARS	BS	MS	OVER
34	HPHS	386.0	11.4	13	21	
67	THS	907.0	13.5	29	37	1
31	TWHS	222.5	7.2	16	15	
19	Boswell	224.5	11.8	14	5	
29	Capper	177.0	6.1	22	7	
19	Crane	177.0	9.3	14	5	
13	Curtis	127.0	9.8	10	3	
24	East Topeka	213.0	8.9	18	6	
17	Eisenhower	157.0	9.2	11	6	
21	HPJH	98.5	4.7	18	3	
16	Holliday	177.5	11.1	12	4	
22	Jardine	153.5	7.0	18	4	
19	Roosevelt	153.5	8.1	14	5	
20	Avondale East	163.0	8.2	19	1	
15	Avondale Southwest	134.5	9.0	13	2	
10	Avondale West	88.0	8.8	8	2	
12	Belvoir	141.0	11.8	11	1	
12	Central Park	135.5	11.3	9	3	
6	Clay	115.0	19.2	3	3	
20	Crestview	257.5	12.9	15	5	
2	Dawson	22.0	11.0	2		
9	Gage	211.0	23.4	4	5	
12	Grant	99.0	8.3	12		
19	Highland Park Central	242.5	12.8	17	2	
16	Highland Park North	221.0	13.8	13	3	
14	Highland Park South	79.0	5.6	8	6	
17	Lafayette	134.5	7.9	15	2	
11	Lowman Hill	117.5	10.7	7	4	
13	Lundgren	144.0	11.1	9	4	
6	Lyman	65.0	10.8	6		
17	McCarter	123.5	7.3	14	3	
9	McClure	75.5	8.4	8	1	
17	McEachron	135.5	8.0	15	2	
6	Monroe	135.0	22.5	3	3	
15	Parkdale	200.0	13.3	11	4	
8	Polk	64.5	8.1	8		
12	Potwin	179.5	15.0	11	1	
14	Quincy	182.0	13.0	11	3	
6	Quinton Heights	38.0	6.3	5	1	
15	Randolph	236.0	15.7	10	5	
10	Rice	89.0	8.9	10		
8	Sheldon	63.0	7.9	5	3	
17	State Street	177.5	10.4	15	2	
10	Stout	144.0	14.4	6	3	1
9	Sumner	129.0	14.3	7	2	
2	Van Buren	15.0	7.5	2		
13	Whitson	195.5	15.0	8	5	



STAFF	SCHOOL	TOTAL YEARS	AVERAGE YEARS	BS	MS	OVER
42	HPHS	374.5	8.9	21	20	1
76	THS	956.5	12.6	33	41	2
35	TWHS	280.5	8.0	18	17	
17	Boswell	224.0	13.2	12	5	
29	Capper	185.5	6.4	22	6	1
17	Crane	102.5	6.0	13	4	
14	Curtis	100.0	7.1	11	3	
27	East Topeka	224.5	8.3	20	7	
16	Eisenhower	187.9	11.7	10	6	
20	HPJH	114.0	5.7	14	6	
16	Holliday	123.5	7.7	11	5	
25	Jardine	166.0	6.6	20	5	
10	Landon	36.0	3.6	8	2	
21	Roosevelt	167.5	8.0	13	8	
24	Avondale East	208.0	8.7	21	3	
16	Avondale Southwest	144.0	9.0	12	4	
13	Avondale West	102.0	7.9	11	2	
12	Belvoir	124.0	10.3	10	2	
13	Central Park	136.8	10.5	10	3	
6	Clay	69.0	11.5	3	3	
18	Crestview	255.5	14.2	9	9	
3	Dawson	25.0	8.3	2	1	
10	Gage	192.0	19.2	4	6	
11	Grant	99.5	9.1	10	1	
18	Highland Park Central	221.0	12.3	14	4	
15	Highland Park North	232.0	15.5	10	5	
16	Highland Park South	107.5	6.7	10	6	
5	Hudson	56.0	11.2	5		
16	Lafayette	115.5	7.2	14	2	
13	Lowman Hill	124.5	9.6	8	5	
13	Lundgren	157.0	12.1	8	5	
7	Lyman	84.0	12.0	7		
15	McCarter	140.0	9.3	11	4	
18	McEachron	140.5	7.8	14	4	
4	Monroe	97.0	24.3	2	2	
13	Parkdale	193.0	14.9	8	5	
7	Polk	75.5	10.8	6	1	
11	Potwin	162.0	14.7	9	2	
13	Quincy	177.0	12.8	10	3	
10	Quinton Heights	96.0	9.6	7	3	
15	Randolph	253.0	16.9	7	8	
10	Rice	99.0	9.9	9	1	
18	State Street	185.5	10.3	14	4	
11	Stout	123.0	11.2	9	1	1
6	Sumner	59.0	9.8	5	1	
4	Van Buren	20.0	5.0	4		
13	Whitson	137.0	10.5	8	5	

1965-66

STAFF	SCHOOL	TOTAL YEARS	AVERAGE YEARS	BS	MS	OVER
21	Avondale East	182	8.6	18	3	
16	Avondale South West	155	9.6	10	6	
17	Avondale West	141	8.2	13	4	
18	Belvoir	110	6.1	16	2	
11	Bishop	42	3.8	11		
14	Central Park	115	8.2	9	5	
7	Clay	78	11.1	4	3	
20	Crestview	266	13.3	12	8	
3	Dawson	28	9.3	2	1	
13	Gage	205	15.7	7	6	
15	Grant	91	6.0	12	3	
22	Highland Park Central	249	11.3	16	6	
18	Highland Park North	239	13.2	13	5	
17	Highland Park South	130	7.6	11	6	
6	Hudson	52	8.6	5	1	
23	Lafayette	142	6.1	22	1	
13	Linn	96	7.3	11	1	
14	Lowman Hill	156	11.1	9	5	
14	Lundgren	140	10.0	10	4	
6	Lyman	77	12.8	6		
18	McCarter	125	6.9	13	5	
17	McClure	106	6.2	14	3	
14	McEachron	135	9.6	9	5	
9	Monroe	120	13.3	7	2	
17	Parkdale	174	10.2	13	4	
8	Polk	80	10.0	7	1	
13	Potwin	180	13.8	11	2	
14	Quincy	191	13.6	10	4	
11	Quinton Heights	107	9.7	8	3	
17	Randolph	270	15.8	10	7	
12	Rice	89	7.4	11	1	
11	Sheldon	85	7.7	8	3	
18	State Street	183	10.1	12	6	
14	Stout	150	10.7	11	2	1
9	Sumner	86	9.5	8	1	
13	Whitson	129	9.9	9	4	
23	Boswell	239	10.3	16	7	
31	Capper	180	5.8	22	8	1
18	Crane	108	6.0	14	4	
19	Curtis	115	6.0	15	4	
27	East Topeka	180	6.6	23	4	
19	Eisenhower	186	9.7	15	4	
22	HPJH	116	5.2	16	6	
19	Holliday	103	5.4	14	5	
34	Jardine	174	5.1	26	8	
14	Landon	51	3.6	10	4	
21	Roosevelt	131	6.2	14	7	

## 1965-66

STAFF	SCHOOL	TOTAL YEARS	AVERAGE YEARS	BS	MS	OVER
52	HPSH	369	7.0	33	18	1
89	THS	1018	11.4	45	39	5
46	TWHS	320	6.9	26	19	1

STAFF	SCHOOL	TOTAL YEARS	AVERAGE YEARS	BS	MS	OVER
21	Avondale East	190	9.0	17	4	
16	Avondale South West	165	10.3	11	5	
17	Avondale West	147	8.6	13	4	
18	Belvoir	124	6.8	15	3	
13	Bishop	51	3.9	13		
16	Central Park	86	5.3	12	4	
8	Clay	91	11.3	5	3	
18	Crestview	246	13.6	9	9	
13	Gage	174	13.3	8	5	
12	Grant	87	7.2	9	3	
21	Highland Park Central	249	11.8	14	7	
18	Highland Park North	238	13.2	13	5	
20	Highland Park South	149	7.4	14	6	
9	Hudson	44	4.8	8	1	
20	Lafayette	144	7.2	15	5	
13	Linn	68	5.2	11	2	
13	Lowman Hill	167	12.8	7	6	
13	Lundgren	157	12.0	8	5	
7	Lyman	66	9.4	7		
18	McCarter	147	8.1	12	6	
19	McClure	125	6.5	16	3	
14	McEachron	149	10.6	8	6	
9	Monroe	41	4.5	7	2	
17	Parkdale	157	9.2	15	2	
6	Polk	83	13.8	5	1	
13	Potwin	193	14.8	11	2	
14	Quincy	190	13.5	10	4	
10	Quinton Heights	99	9.9	8	2	
16	Randolph	256	16.0	8	8	
14	Rice	101	7.2	13	1	
11	Sheldon	74	6.7	9	2	
19	State Street	182	9.5	12	7	
14	Stout	167	11.9	10	3	1
10	Sumner	99	9.9	9	1	
13	Whitson	126	9.6	9	4	
27	Boswell	180	6.6	19	8	
27	Capper	180	6.6	16	10	1
18	Crane	88	4.8	14	4	
17	Curtis	95	5.5	10	7	
29	East Topeka	172	5.9	22	7	
21	Eisenhower	194	9.2	17	4	
23	HPJH	114	4.9	14	9	
20	Holliday	110	5.5	15	5	
35	Jardine	212	6.0	24	11	
15	Landon	63	4.2	8	7	
20	Roosevelt	122	6.1	15	5	



1966-67

STAFF	SCHOOL	TOTAL YEARS	AVERAGE YEARS	BS	MS	OVER
55	HPSH	359	6.5	37	19	1
88	THS	1053	11.9	40	44	4
52	TWHS	379	7.2	23	27	2

## 1967-68

STAFF	SCHOOL	TOTAL YEARS	AVERAGE YEARS	BS	MS	OVER
21	Avondale East	171.5	8.1	15	5	1
16	Avondale South West	151	9.4	10	6	
17	Avondale West	135	7.9	12	5	
19	Belvoir	139	7.3	15	3	
14	Bishop	35	2.5	14		
15	Central Park	79	5.2	11	3	1
7	Clay	84	12.0	5	1	1
16	Crestview	251	15.6	8	7	1
12	Gage	143	11.9	8	4	
12	Grant	97	8.0	9	3	
22	Highland Park Central	221	10.0	16	5	1
19	Highland Park North	233	12.2	13	4	2
20	Highland Park South	169	8.4	12	6	2
9	Hudson	35	3.8	8	1	
18	Lafayette	144	9.6	14	4	
13	Linn	65	5.0	12	1	
13	Lowman Hill	161	12.3	7	5	1
13	Lundgren	169	13.0	8	5	
18	McCarter	149	8.2	11	6	1
19	McClure	127	6.6	14	4	1
14	McEachron	148.5	10.6	8	5	1
9	Monroe	51	5.6	7	1	1
16	Parkdale	164	10.2	13	3	1
6	Polk	90	15	5	1	
12	Potwin	203	16.9	8	4	
13	Quincy	181	13.9	8	4	1
10	Quinton Heights	98	9.8	9	1	1
16	Randolph	269	16.8	8	6	2
11	Rice	105	9.5	10	1	
12	Sheldon	75	6.2	8	2	2
18	State Street	180	10	10	7	1
13	Stout	99	7.6	11	2	
10	Sumner	98	9.8	7	3	
14	Whitson	136	9.7	10	3	1
31	Boswell	227	7.3	20	8	3
27	Capper	127	4.7	14	10	3
20	Crane	127	6.3	13	5	2
16	Curtis	98	6.1	9	7	
30	East Topeka	180	6.0	23	3	4
26	Eisenhower	201.5	7.7	17	5	4
25	HPJH	153	6.1	10	14	1
19	Holliday	110	5.7	12	5	2
40	Jardine	236	5.9	28	8	4
19	Landon	79	4.1	13	5	1
21	Roosevelt	179	8.5	13	6	2

1967-68

STAFF	SCHOOL	TOTAL YEARS	AVERAGE YEARS	BS	MS	OVER
53	HPHS	370	6.9	29	19	5
82	THS	978	11.9	39	28	15
63	TWHS	446	7.0	33	19	11

1968-69

STAFF	SCHOOL	TOTAL YEARS	AVERAGE YEARS	BS	MS	OVER
19	Avondale East	168.5	8.8	11	7	1
15	Avondale South West	163	10.8	8	7	
18	Avondale West	161.5	8.9	11	7	
18	Belvoir	124.5	6.9	14	3	1
16	Bishop	78.5	4.9	13	3	
13	Central Park	76.5	5.8	9	3	1
7	Clay	64.5	9.2	5	2	
19	Crestview	223	11.7	12	6	1
13	Gage	136	10.4	9	2	2
11	Grant	114	10.3	7	2	2
23	Highland Park Central	250	10.8	17	5	1
17	Highland Park North	205.5	12.0	12	3	2
20	Highland Park South	139	6.9	16	2	2
12	Hudson	55.5	4.6	9	2	1
17	Lafayette	149	8.7	10	7	
15	Linn	56	3.7	14	1	
13	Lowman Hill	171	13.1	7	5	1
13	Lundgren	177	13.6	9	4	
17	McCarter	139	8.1	11	6	
17	McClure	128.5	7.5	11	5	1
15	McEachron	168	11.2	8	6	1
8	Monroe	31	3.8	7	1	
14	Parkdale	177	12.6	11	3	
9	Polk	103.5	11.5	8	1	
13	Potwin	216	16.6	8	5	
13	Quincy	206.5	15.8	9	3	1
10	Quinton Heights	122	12.2	7	3	
17	Randolph	294	17.2	8	7	2
11	Rice	121	11.0	9	2	
11	Sheldon	82	7.4	8	1	2
17	State Street	178.5	10.5	10	6	1
13	Stout	94	7.2	11	2	
10	Sumner	57	5.7	9	1	
13	Whitson	154.5	11.8	9	3	1
24	Boswell	168	7	17	4	3
24	Capper	176.5	7.3	13	8	3
14	Crane	86	6.1	11	2	1
14	Curtis	122	8.7	7	6	1
31	East Topeka	172.5	5.5	24	4	3
22	Eisenhower	155.5	7.0	15	5	2
25	HPJH	131	5.2	14	9	2
18	Holliday	106	5.8	11	5	2
37	Eisenhower	214	5.7	28	5	4
21	Landon	68	3.2	14	5	2
18	Roosevelt	130	7.2	11	6	1



1968-69

STAFF	SCHOOL	TOTAL YEARS	AVERAGE YEARS	BS	MS	OVER
59	HPHS	346.5	5.8	37	16	6
80	THS	940.5	11.7	39	28	13
63	TWHS	487.5	7.7	31	21	11

## 1969-70

STAFF	SCHOOL	TOTAL YEARS	AVERAGE YEARS	BS	MS	OVER
19	Avondale East	183.5	9.6	10	8	1
15	Avondale South West	162	10.8	7	8	
17	Avondale West	168.5	9.9	11	5	1
18	Belvoir	117.5	6.5	16	2	
17	Bishop	81.5	4.7	15	2	
12	Central Park	85	7.0	7	4	1
7	Clay	71.5	10.2	4	3	
18	Crestview	203	11.2	9	7	2
13	Gage	139.5	10.7	9	2	2
10	Grant	116	11.6	5	1	4
22	Highland Park Central	211.5	9.6	16	5	1
17	Highland Park North	199	11.7	11	3	3
20	Highland Park South	160	8.0	13	5	2
12	Hudson	55	4.5	9	3	
16	Lafayette	152	9.5	10	6	
14	Linn	70	5.0	12	2	
13	Lowman Hill	176	13.5	7	3	3
13	Lundgren	190	14.6	7	6	
18	McCarter	136	7.5	10	7	1
17	McClure	119.5	7.0	12	4	1
17	McEachron	208.5	12.2	8	7	2
8	Monroe	43.5	5.4	7	1	
12	Parkdale	135	11.2	9	2	1
9	Polk	118	13.1	7	2	
12	Potwin	191	15.9	8	4	
12	Quincy	133.5	11.1	8	3	1
8	Quinton Heights	87	10.8	4	4	
17	Randolph	234.5	13.7	9	6	2
11	Rice	112	10.1	9	2	
11	Sheldon	75	6.8	6	3	2
17	State Street	194	11.4	10	6	1
12	Stout	96	8	8	4	
10	Sumner	69	6.9	9	1	
13	Whitson	156	12.0	7	5	1
27	Boswell	196.5	7.2	18	6	3
25	Capper	170.5	6.8	14	9	2
16	Crane	116	7.2	10	4	2
13	Curtis	99	7.6	8	4	1
32	East Topeka	206.5	6.4	27	4	1
23	Eisenhower	166	7.2	15	7	1
25	HPJH	125	5	16	7	2
17	Holliday	88.5	5.2	11	5	1
37	Jardine	284.5	7.6	22	8	7
22	Landon	84.5	3.8	14	6	2
19	Roosevelt	160.5	8.4	10	8	1

1969-70

STAFF	SCHOOL	TOTAL YEARS	AVERAGE YEARS	BS	MS	OVER
57	HPHS	389	6.8	31	21	5
82	THS	773.5	9.4	36	30	16
63	TWHS	517.5	8.2	28	23	12

## 1970-71

STAFF	SCHOOL	TOTAL YEARS	AVERAGE YEARS	BS	MS	OVER
19	Avondale East	230.5	12.1	9	8	2
14	Avondale South West	152	10.8	7	7	
18	Avondale West	186.5	10.3	12	5	1
17	Belvoir	105	6.1	15	2	
19	Bishop	78	4.1	17	2	
12	Central Park	94	7.8	8	3	1
7	Clay	77.5	11.0	4	3	
16	Crestview	193	12.0	9	5	2
13	Gage	169.5	13.0	9	1	3
10	Grant	96.5	9.6	6		4
20	Highland Park Central	148.5	7.4	16	3	1
16	Highland Park North	207	12.9	10	3	3
20	Highland Park South	151	7.5	15	4	1
13	Hudson	72.5	5.5	8	5	
20	Lafayette	149	7.4	15	5	
14	Linn	99	7.0	12	2	
14	Lowman Hill	196	14.0	6	6	2
13	Lundgren	220	16.9	6	7	
19	McCarter	162.5	8.5	9	9	1
15	McClure	127	8.4	11	3	1
16	McEachron	218.5	13.6	8	5	3
8	Monroe	40	5.0	7	1	
11	Parkdale	68.5	6.2	8	3	
8	Polk	130	16.2	7	1	
12	Potwin	222	18.5	8	4	
12	Quincy	119	9.9	9	2	1
7	Quinton Heights	91	13.0	2	5	
16	Randolph	232.5	14.5	9	5	2
10	Rice	130	13.0	9	1	
10	Sheldon	83	8.3	8	2	
18	State Street	212.5	11.8	10	5	3
11	Stout	99	9.0	7	4	
10	Sumner	64.5	6.4	9	1	
13	Whitson	173.5	13.3	6	6	1
26	Boswell	183	7.0	21	3	2
21	Capper	186	8.8	11	6	4
15	Crane	112	7.4	9	5	1
12	Curtis	71	5.9	9	3	
29	East Topeka	135.5	4.6	23	4	2
27	Eisenhower	170.5	6.3	17	8	2
26	Highland Park Junior	182.5	7.0	14	7	5
19	Holliday	141.5	7.4	13	4	2
30	Jardine	237	7.9	19	5	6
19	Landon	124	6.5	12	5	2
22	Roosevelt	191	8.6	12	7	3
18	French	52	2.8	15	3	



## 1970-71

STAFF	SCHOOL	TOTAL YEARS	AVERAGE YEARS	BS	MS	OVER
56	HPSH	430.5	7.6	31	20	5
86	THS	751.5	8.7	44	30	12
64	TWHS	594	9.2	29	20	15

## 1970-71

STAFF	SCHOOL	TOTAL YEARS	AVERAGE YEARS	BS	MS	OVER
19	Avondale East	230.5	12.1	9	8	2
14	Avondale South West	152	10.8	7	7	
18	Avondale West	186.5	10.3	12	5	1
17	Belvoir	105	6.1	15	2	
19	Bishop	78	4.1	17	2	
12	Central Park	94	7.8	8	3	1
7	Clay	77.5	11.0	4	3	
16	Crestview	193	12.0	9	5	2
13	Gage	169.5	13.0	9	1	3
10	Grant	96.5	9.6	6		4
20	Highland Park Central	148.5	7.4	16	3	1
16	Highland Park North	207	12.9	10	3	3
20	Highland Park South	151	7.5	15	4	1
13	Hudson	72.5	5.5	8	5	
20	Lafayette	149	7.4	15	5	
14	Linn	99	7.0	12	2	
14	Lowman Hill	196	14.0	6	6	2
13	Lundgren	220	16.9	6	7	
19	McCarter	162.5	8.5	9	9	1
15	McClure	127	8.4	11	3	1
16	McEachron	218.5	13.6	8	5	3
8	Monroe	40	5.0	7	1	
11	Parkdale	68.5	6.2	8	3	
8	Polk	130	16.2	7	1	
12	Potwin	222	18.5	8	4	
12	Quincy	119	9.9	9	2	1
7	Quinton Heights	91	13.0	2	5	
16	Randolph	232.5	14.5	9	5	2
10	Rice	130	13.0	9	1	
10	Sheldon	83	8.3	8	2	
18	State Street	212.5	11.8	10	5	3
11	Stout	99	9.0	7	4	
10	Sumner	64.5	6.4	9	1	
13	Whitson	173.5	13.3	6	6	1
26	Boswell	183	7.0	21	3	2
21	Capper	186	8.8	11	6	4
15	Crane	112	7.4	9	5	1
12	Curtis	71	5.9	9	3	
29	East Topeka	135.5	4.6	23	4	2
27	Eisenhower	170.5	6.3	17	8	2
26	Highland Park Junior	182.5	7.0	14	7	5
19	Holliday	141.5	7.4	13	4	2
30	Jardine	237	7.9	19	5	6
19	Landon	124	6.5	12	5	2
22	Roosevelt	191	8.6	12	7	3
18	French	52	2.8	15	3	

1970-71

STAFF	SCHOOL	TOTAL YEARS	AVERAGE YEARS	BS	MS	OVER
56	HPSH	430.5	7.6	31	20	5
86	THS	751.5	8.7	44	30	12
64	TWHS	594	9.2	29	20	15

## 1970-71

STAFF	SCHOOL	TOTAL YEARS	AVERAGE YEARS	BS	MS	OVER
19	Avondale East	230.5	12.1	9	8	2
14	Avondale South West	152	10.8	7	7	
17	Avondale West	186.5	10.9	11	5	1
15	Belvoir	91	6.0	13	2	
19	Bishop	78	4.1	17	2	
12	Central Park	88	7.3	9	2	1
8	Clay	77.5	9.6	5	3	
16	Crestview	193	12.0	9	5	2
13	Gage	169.5	13.0	9	1	3
10	Grant	98.5	9.8	6		4
20	Highland Park Central	142	7.1	17	2	1
16	Highland Park North	215	13.4	10	3	3
20	Highland Park South	151	7.5	15	4	1
13	Hudson	72.5	5.5	8	5	
20	Lafayette	149.5	7.4	15	5	
14	Linn	99	7.0	12	2	
13	Lowman Hill	196	15.0	5	6	2
13	Lundgren	220	16.9	6	7	
19	McCarter	162.5	8.5	9	9	1
15	McClure	128	8.5	11	3	1
17	McEachron	219.5	12.9	9	5	3
8	Monroe	40	5	7	1	
11	Parkdale	67.5	6.1	8	3	
8	Polk	130	16.2	7	1	
12	Potwin	222	18.5	8	4	
12	Quincy	120	10.0	9	2	1
17	Quinton Heights	91	12	2	5	
17	Randolph	225.5	13.2	10	5	2
11	Rice	143	13	10	1	
10	Sheldon	82	8.2	5	3	2
18	State Street	214	11.8	10	5	3
11	Stout	99	9	7	4	
10	Sumner	64.5	6.4	9	1	
13	Whitson	173.5	13.3	6	6	1
26	Boswell	160	6.1	21	3	2
21	Capper	200.5	9.5	12	5	4
15	Crane	112	7.4	9	5	1
12	Curtis	71	5.9	9	3	
31	East Topeka	153.5	4.9	23	4	3
28	Eisenhower	206.5	7.3	17	8	3
26	HPJH	180.5	6.9	14	7	5
19	Holliday	141.5	7.4	12	5	2
31	Jardine	255	8.2	18	6	7
19	Landon	124	6.5	12	5	2
21	Roosevelt	160	7.6	12	6	3
18	French	52	2.8	15	3	



## 1970-71

STAFF	SCHOOL	TOTAL YEARS	AVERAGE YEARS	BS	MS	OVER
57	HPHS	422.5	7.4	33	19	5
86	THS	747.5	8.6	44	30	12
63	TWHS	586	9.3	29	19	15

## 1971-72

STAFF	SCHOOL	TOTAL YEARS	AVERAGE YEARS	BS	MS	OVER
21	Avondale East	236	11.2	11	8	2
13	Avondale South West	162.5	12.5	6	7	
17	Avondale West	165.5	9.7	13	3	1
14	Belvoir	25	1.7	12	2	
19	Bishop	105	5.5	16	2	1
12	Central Park	127	10.5	8	3	1
7	Clay	43.5	6.2	4	2	1
15	Crestview	188	12.5	8	4	3
13	Gage	178	13.6	8	2	3
9	Grant	52	5.7	8		1
19	Highland Park Central	117.5	6.1	16	2	1
16	Highland Park North	186.5	11.6	10	3	3
20	Highland Park South	172.5	8.6	14	5	1
12	Hudson	58.5	4.8	8	4	
19	Lafayette	129	6.7	14	4	1
13	Linn	88	6.7	11	2	
13	Lowman Hill	155	11.9	5	6	2
12	Lundgren	151	12.5	5	7	
17	McCarter	172	10.1	6	10	1
15	McClure	137.5	9.1	10	4	1
17	McEachron	245.5	14.4	6	8	3
6	Monroe	41	6.8	5	1	
11	Parkdale	36	3.2	10	1	
8	Polk	99	12.3	5	2	1
11	Potwin	172.5	15.6	7	4	
12	Quincy	84	7.0	8	3	1
8	Quinton Heights	101.5	12.6	2	6	
16	Randolph	206	12.8	9	6	1
10	Rice	118	11.8	9	1	
10	Sheldon	90.5	9.0	5	3	2
16	State Street	225.5	14.0	8	5	3
10	Stout	111	11.1	4	6	
10	Sumner	68.5	6.8	9	1	
12	Whitson	133	11.0	6	6	
23	Boswell	116.5	5.0	16	6	1
19	Capper	201.5	10.6	10	6	3
17	Crane	117	6.8	13	4	
14	Curtis	86	6.1	10	3	1
31	East Topeka	86	2.7	28	2	1
29	Eisenhower	219	7.5	17	7	5
22	HPJH	74	3.3	16	6	
15	Holliday	123	8.2	9	4	2
32	Jardine	234.5	7.3	22	4	6
21	Landon	177	8.4	11	6	4
19	Roosevelt	179.5	9.4	8	6	5
18	French	46	2.5	15	3	

1971-72

STAFF	SCHOOL	TOTAL YEARS	AVERAGE YEARS	BS	MS	OVER
59	HPHS	433.5	7.3	39	12	8
81	THS	624.5	7.7	43	27	11
64	TWHS	543.0	8.4	33	19	12

## 1972-73

STAFF	SCHOOL	TOTAL YEARS	AVERAGE YEARS	BS	MS	OVER
19	Avondale East	184	9.6	9	8	2
13	Avondale South West	155	11.9	4	7	2
16	Avondale West	157	9.8	12	2	2
13	Belvoir	42.5	3.2	11	2	
19	Bishop	105.5	5.5	14	4	1
11	Central Park	128	11.6	8	2	1
6	Clay	64	10.6	3	1	2
17	Crestview	204.5	12.0	9	5	3
13	Gage	193	14.8	8	2	3
7	Grant	39	5.5	6		1
19	Highland Park Central	149	7.8	15	2	2
15	Highland Park North	126.5	8.4	11	2	2
18	Highland Park South	182	10.1	13	4	1
12	Hudson	71	5.9	7	5	
20	Lafayette	133	6.6	14	5	1
12	Linn	101	8.4	10	1	1
12	Lowman Hill	166.5	13.8	2	8	2
11	Lundgren	159	14.4	3	8	
15	McCarter	182.5	12.1	4	9	2
15	McClure	150.5	10.0	9	5	1
16	McEachron	235.5	14.7	7	7	2
7	Monroe	42	6.0	5	2	
11	Parkdale	43	3.9	8	3	
7	Polk	92	13.1	5	1	1
12	Potwin	184.5	15.3	8	4	
12	Quincy	62	5.1	9	3	
8	Quinton Heights	106	13.2	2	6	
17	Randolph	219.5	12.9	10	6	1
9	Rice	114.5	12.7	8	1	
11	Sheldon	108.5	9.8	6	3	2
15	State Street	216.5	14.4	6	6	3
10	Stout	119	11.9	4	5	1
12	Whitson	150	12.5	6	6	
26	Boswell	135	5.1	18	6	2
19	Capper	169.5	8.9	10	5	4
16	Crane	124	7.7	9	7	
11	Curtis	76	6.9	8	3	
32	East Topeka	94.5	2.9	28	2	2
28	Eisenhower	176.5	6.3	19	6	3
23	Highland Park Junior	92.5	4.0	17	5	1
16	Holliday	140	8.4	10	3	3
31	Jardine	352	11.3	20	6	5
15	Landon	120	8.0	10	3	2
21	Roosevelt	189	9.0	10	5	6
19	French	49	2.5	17	2	



1972-73

STAFF	SCHOOL	TOTAL YEARS	AVERAGE YEARS	BS	MS	OVER
57	HPHS	476.5	8.3	32	14	11
82	THS	614.5	7.4	46	24	12
58	TWHS	549	9.4	25	20	13

1973-74

STAFF	SCHOOL	TOTAL YEARS	AVERAGE YEARS	BS	MS	OVER
18	Avondale East	222	12.3	7	8	3
13	Avondale South West	291	22.3	4	7	2
16	Avondale West	143.5	8.9	13	2	1
12	Belvoir	43.5	3.6	10	2	
20	Bishop	127	6.3	14	5	1
11	Central Park	89	8	9	2	
5	Clay	67	13.4	2	1	2
16	Crestview	182	11.3	10	3	3
13	Gage	172.5	13.2	10	1	2
7	Grant	104.5	14.9	5	1	1
17	Highland Park Central	143.5	8.4	15	1	1
17	Highland Park South	156	9.1	12	5	
11	Hudson	66.5	6	7	4	
18	Lafayette	137.5	7.6	13	4	1
11	Linn	94	8.5	9	1	1
11	Lowman Hill	173.5	15.7	2	8	1
11	Lundgren	160	14.5	4	7	
16	McCarter	200.5	12.5	5	9	2
15	McClure	151.5	10.1	9	5	1
18	McEachron	235	13.0	9	9	1
6	Monroe	42.5	7	5	1	
9	Parkdale	47.5	5.2	6	3	
7	Polk	73.5	10.5	5	1	1
11	Potwin	171.5	15.5	8	3	
11	Quincy	73	6.6	6	5	
8	Quinton Heights	111.5	13.9	2	6	
15	Randolph	209	13.9	8	6	1
9	Rice	127	14.1	8	1	
10	Sheldon	109.5	10.9	4	4	2
15	State Street	225.5	15	6	6	3
10	Stout	124.5	12.4	4	5	1
10	Sumner	190.5	19	8	2	
12	Whitson	160.5	13.3	6	6	
27	Boswell	159	5.8	19	6	2
15	Capper	144	9.6	9	4	2
15	Crane	103	6.8	10	5	
12	Curtis	90	7.5	8	3	
25	East Topeka	85	3.4	19	5	1
30	Eisenhower	216.5	7.2	20	6	4
20	French	64.5	3.2	18	2	
24	HPJH	101	4.2	16	7	1
18	Holliday	130.5	7.2	13	3	2
27	Jardine	237	8.7	16	6	5
16	Landon	141	8.8	10	3	3
22	Roosevelt	169.5	7.7	12	6	4

1973-74

STAFF	SCHOOL	TOTAL YEARS	AVERAGE YEARS	BS	MS	OVER
54	HPHS	460.5	8.5	28	15	10
80	THS	621	7.7	45	25	10
59	TWHS	570.5	9.6	24	23	12

1974-75

STAFF	SCHOOL	TOTAL YEARS	AVERAGE YEARS	BS	MS	OVER
17	Avondale East	162	9.5	11	5	1
13	Avondale South West	184	14.1	4	6	3
16	Avondale West	120	7.5	11	4	1
10	Belvoir	49.5	4.9	8	2	
20	Bishop	197	9.8	13	6	1
9	Central Park	80	8.8	7	2	
5	Clay	72	14.4	2	1	2
15	Crestview	205	13.6	9	2	4
12	Gage	121	10	8	2	2
8	Grant	44.5	5.5	4	3	1
17	Highland Park Central	132.5	7.7	15	2	
13	Highland Park North	120	9.2	9	2	2
16	Highland Park South	162	10.1	12	4	
11	Hudson	70.5	6.4	6	5	
19	Lafayette	156	8.2	12	6	1
11	Linn	84.5	7.6	6	4	1
11	Lowman Hill	138.5	12.5	4	6	1
11	Lundgren	197.5	17.9	4	7	
17	McCarter	201.5	11.8	7	8	2
15	McClure	150	10	7	7	1
17	McEachron	217	12.7	9	7	1
8	Monroe	69	8.6	5	2	1
8	Parkdale	53	6.6	5	3	
6	Polk	52	8.6	5	1	
10	Potwin	162.5	16.2	6	4	
10	Quincy	103	10.3	3	7	
7	Quinton Heights	101	14.4	2	5	
15	Randolph	223	14.8	7	7	1
8	Rice	62	7.7	7	1	
9	Sheldon	117	13	1	6	2
15	State Street	268.5	17.9	5	7	3
10	Stout	121.5	12.1	4	5	1
10	Sumner	77	7.7	7	3	
12	Whitson	154.5	12.8	6	6	
26	Boswell	136	5.2	17	7	2
15	Capper	145	9.6	9	3	3
15	Crane	83.5	5.5	11	4	
10	Curtis	79	7.9	7	3	
23	East Topeka	163	7.0	16	7	
30	Eisenhower	255	8.5	19	7	4
22	French	90	4.0	17	4	
23	HPJH	128.5	5.5	13	9	1
14	Holliday	98.5	7.0	10	3	1
26	Jardine	240	9.2	13	8	5
17	Landon	150.5	8.8	10	4	3
19	Roosevelt	160.5	8.4	8	7	4



1974-75

STAFF	SCHOOL	TOTAL YEARS	AVERAGE YEARS	BS	MS	OVER
59	HPSH	473.5	8	31	18	10
82	THS	659	8	45	28	9
59	TWHS	605	10.2	28	19	12

## 1975-76

STAFF	SCHOOL	TOTAL YEARS	AVERAGE YEARS	BS	MS	OVER
14	Avondale East	170.5	12.1	9	4	1
13	Avondale South West	197	15.1	3	7	3
16	Avondale West	126.5	7.9	12	3	1
10	Belvoir	46	4.6	8	2	
20	Bishop	158	7.4	13	6	1
11	Central Park	113	10.2	7	3	1
14	Crestview	196	14	5	4	5
11	Gage	130	11.8	7	2	2
8	Grant	40.5	5	5	1	1
19	Highland Park Central	110.5	5.8	19		
13	Highland Park North	152	11.6	9	2	2
17	Highland Park South	170	10	11	6	
11	Hudson	96	8.7	6	5	
18	Lafayette	126.5	7	12	5	1
11	Linn	89	8	6	4	1
12	Lowman Hill	178.5	14.8	5	5	2
12	Lundgren	208.5	17.3	4	8	
16	McCarter	212	13.2	5	9	2
15	McClure	115.5	7.7	6	8	1
16	McEachron	191	11.9	9	6	1
8	Parkdale	51	6.3	4	4	
6	Polk	52	8.6	3	3	
10	Potwin	110	11	7	3	
9	Quincy	72	8	2	7	
8	Quinton Heights	152	19	2	4	2
13	Randolph	208	16	4	8	1
6	Rice	56	9.3	4	2	
7	Sheldon	113.5	16.2		5	2
13	State Street	252.5	19.4	4	7	2
9	Stout	93.5	10.3	3	6	
10	Sumner	86.5	8.6	8	2	
12	Whitson	152.5	12.7	6	6	
29	Boswell	186.5	6.4	18	10	1
18	Capper	211.5	11.7	9	6	3
24	East Topeka	127.5	5.3	16	8	
29	Eisenhower	224	7.7	22	3	4
19	French	97.5	5.3	15	4	
23	HPJH	129	5.6	16	6	1
19	Holliday	125.5	6.6	14	4	1
28	Jardine	271.5	9.6	16	8	4
18	Landon	198	11	6	9	3
19	Roosevelt	172	9	9	7	3
59	HPHS	559	9.4	25	23	10
79	THS	684	8.6	42	27	10
59	TWHS	618	10.4	26	22	11

## 1976-77

STAFF	SCHOOL	TOTAL YEARS	AVERAGE YEARS	BS	MS	OVER
13	Avondale East	123.5	9.5	9	3	1
12	Avondale South West	202	16.8	3	6	3
16	Avondale West	122	7.6	10	5	1
10	Belvoir	36	3.6	9	1	
20	Bishop	198.5	9.9	12	7	1
12	Central Park	133	11	8	3	1
13	Crestview	168.5	12.9	8	1	4
12	Gage	120	10	8	2	2
7	Grant	44.5	6.3	5	1	1
18	Highland Park Central	108.5	6	16	2	
13	Highland Park North	163.5	12.5	9	2	2
18	Highland Park South	184	10.2	12	6	
11	Hudson	76.5	6.9	8	3	
17	Lafayette	122	7.1	12	4	1
10	Linn	38	3.8	7	3	
12	Lowman Hill	178	14.8	6	4	2
11	Lundgren	209.5	19	3	8	
19	McCarter	268	14.1	5	12	2
15	McClure	118.5	7.9	6	8	1
17	McEachron	192.5	11.3	10	6	1
8	Parkdale	59	7.3	6	2	
7	Polk	62	8.8	4	3	
10	Potwin	110.5	11	6	4	
9	Quincy	97	10.7	3	5	1
8	Quinton Heights	134	16.7	3	4	1
13	Randolph	224	17.2	4	8	1
7	Rice	61.5	8.7	5	2	
7	Sheldon	108	15.4	1	4	2
13	State Street	261	20	4	7	2
9	Stout	102.5	11.3	3	6	
10	Sumner	96.5	9.6	8	2	
12	Whitson	110	9.1	5	7	
25	Boswell	191	7.6	15	10	
23	East Topeka	136	5.9	13	10	
26	Eisenhower	218	8.3	18	4	4
25	French	203	8.1	17	6	2
22	HPJH	162	7.3	15	6	1
17	Holliday	121	7.1	11	5	1
29	Jardine	270.5	9.3	14	12	3
24	Landon	227.5	9.4	11	8	5
20	Roosevelt	149.5	7.4	11	6	3
58	HPHS	578.5	9.9	27	21	10
79	THS	698	8.8	39	29	11
57	TWHS	667	11.7	23	23	11

1977-78

STAFF	SCHOOL	TOTAL YEARS	AVERAGE YEARS	BS	MS	OVER
13	Avondale East	131.5	10.1	7	5	1
10	Avondale South West	154	15.4	3	4	3
14	Avondale West	122.5	8.7	8	5	1
9	Belvoir	33	3.6	8	1	
18	Bishop	208	11.5	10	7	1
12	Central Park	158.5	13.2	11	1	
12	Crestview	181.5	15.1	7	1	4
13	Gage	135	10.3	8	3	2
16	Highland Park Central	104.5	6.5	14	2	
11	Highland Park North	167.5	15.2	7	2	2
17	Highland Park South	183	10.7	12	4	1
11	Hudson	81.5	7.4	8	3	
15	Lafayette	99	6.6	12	3	
19	Linn	50	5	7	3	
11	Lowman Hill	168.5	15.3	5	5	1
10	Lundgren	204.5	20.4	3	7	
19	McCarter	286	15	3	14	2
15	McClure	143	9.5	5	9	1
17	McEachron	169	9.9	10	6	1
8	Parkdale	69.5	8.6	3	5	
8	Polk	68.5	8.5	5	3	
10	Potwin	132.5	13.2	4	6	
14	Quincy	141	10	6	7	1
7	Quinton Heights	137	19.5	2	4	1
12	Randolph	230	19.1	3	8	1
7	Rice	48.5	6.9	4	3	
13	State Street	278	21.3	4	7	2
9	Stout	114.5	12.7	2	7	
9	Sumner	95	10.5	5	4	
13	Whitson	159	12.2	4	8	1
25	Boswell	172.5	6.9	17	8	
21	East Topeka	114	5.4	11	10	
31	Eisenhower	265.5	8.5	19	8	4
26	French	223	8.5	16	7	3
15	HPJH	126	8.4	10	5	
17	Holliday	117.5	6.9	10	6	1
26	Jardine	290.5	11.1	12	11	3
26	Landon	314	12	14	6	6
19	Roosevelt	152	8	12	4	3
57	HPHS	593	10.4	23	25	9
75	THS	740	9.8	37	28	10
58	TWHS	718	12.3	22	25	11



## 1978-79

STAFF	SCHOOL	TOTAL YEARS	AVERAGE YEARS	BS	MS	OVER
12	Avondale East	94	7.8	7	5	
10	Avondale South West	150	15	3	4	3
14	Avondale West	77	5.5	12	2	
9	Belvoir	47.5	5.2	7	2	
20	Bishop	231.5	11.5	12	7	1
11	Central Park	150.5	13.6	5	5	1
12	Crestview	117.5	14.7	6	2	4
12	Gage	110	9.1	7	4	1
15	Highland Park Central	118	7.8	13	2	
12	Highland Park North	181.5	15.1	7	3	2
15	Highland Park South	121	8	14		1
10	Hudson	75	7.5	8	2	
18	Lafayette	82.5	4.5	15	3	
9	Linn	53	5.8	6	3	
10	Lowman Hill	101.5	10.1	5	5	
10	Lundgren	182.5	18.2	3	7	
19	McCarter	281.5	14.8	3	15	1
15	McClure	167	11.1	6	8	1
14	McEachron	128.5	9.1	8	5	1
8	Polk	76	9.5	5	3	
10	Potwin	142.5	14.2	4	6	
13	Quincy	137	10.5	7	5	1
7	Quinton Heights	80.5	11.5	3	4	
12	Randolph	202	16.8	5	6	1
8	Rice	56	7	5	3	
12	State Street	262	21.8	4	6	2
9	Stout	110.5	12.2	3	6	
10	Sumner	81	8.1	6	4	
14	Whitson	172	12.2	6	7	1
27	Boswell	174.5	6.4	18	9	
17	East Topeka	66	3.8	14	3	
28	Eisenhower	274	9.7	16	8	4
28	French	250.5	8.9	16	8	4
18	HPJH	150	8.3	10	8	
18	Holliday	167	9.2	12	4	2
32	Jardine	345.5	10.7	16	12	4
24	Landon	285.5	11.8	11	7	6
16	Roosevelt	66	4.1	13	3	
54	HPHS	556	10.2	25	21	8
70	THS	756	10.8	34	29	7
61	TWHS	746	12.2	22	29	10

1979-80

STAFF	SCHOOL	TOTAL YEARS	AVERAGE YEARS	BS	MS	OVER
11	Avondale East	95	8.6	6	5	
14	Avondale West	84	6	12	2	
7	Belvoir	45	6.4	5	2	
18	Bishop	234.5	13	10	7	1
12	Central Park	183	15.2	5	7	
12	Crestview	178.5	14.8	6	3	3
13	Gage	127	9.7	8	4	1
17	Highland Park Central	127	7.3	14	3	
10	Highland Park North	124.5	12.4	6	2	2
13	Highland Park South	79.5	6.1	13		
9	Hudson	71.9	7.9	7	2	
17	Lafayette	78	4.5	14	3	
8	Linn	49.5	6.1	5	3	
11	Lowman Hill	112.5	10.2	6	5	
11	Lundgren	149.5	13.5	6	4	1
18	McCarter	251.5	13.9	3	14	1
14	McClure	176.5	12.6	6	7	1
13	McEachron	133	10.5	7	5	1
11	Potwin	164.5	14.9	4	7	
14	Quincy	152	10.8	8	5	1
9	Quinton Heights	114.5	12.7	4	5	
13	Randolph	222	17	6	6	1
7	Rice	54	7.7	4	3	
10	Shaner	160	16	3	4	3
12	State Street	260	21.6	5	5	2
8	Stout	114.5	14.3	3	5	
10	Sumner	91.5	9.1	5	5	
13	Whitson	127	9.7	8	5	
24	Boswell	169	7	18	6	
17	East Topeka	64.5	3.7	14	3	
26	Eisenhower	236.5	9	15	9	2
28	French	231.5	8.2	17	9	2
19	HPJH	123	6.4	12	7	
18	Holliday	199.5	11	13	3	2
26	Jardine	348.5	13.4	9	13	4
26	Landon	273	10.5	14	7	5
18	Roosevelt	133.5	7.4	12	5	1
46	HPHS	442	9.6	24	14	8
60	THS	702.5	11.7	29	23	8
60	TWHS	577	9.6	26	26	8

## 1980-81

STAFF	SCHOOL	TOTAL YEARS	AVERAGE YEARS	BS	MS	OVER
63	Highland Park High	660.00	10.62	36	27	
73	Topeka High	963.50	13.20	33	38	2
73	Topeka West	927.50	12.71	35	33	5
21	Chase	255.50	12.17	14	7	
20	Eisenhower	185.50	9.28	12	8	
19	French	213.00	11.21	9	10	
20	Jardine	210.50	10.53	10	10	
16	Landon	144.00	9.00	12	4	
21	Robinson	163.00	7.77	17	4	
11	Avondale East	92.00	8.37	6	5	
11	Avondale West	74.00	6.37	10	1	
7	Belvoir	48.00	6.86	5	2	
16	Bishop	214.50	13.41	8	8	
12	Crestview	183.50	15.30	5	7	
12	Gage	140.00	11.67	6	6	
14	Highland Park Central	144.50	10.33	9	5	
10	Highland Park North	142.50	14.25	5	5	
12	Highland Park South	51.50	4.30	12		
9	Hudson	100.00	11.12	7	2	
14	Lafayette	82.50	5.86	11	3	
10	Linn	58.00	5.80	7	3	
11	Lowman Hill	101.00	9.19	5	6	
10	Lundgren	129.50	12.95	4	6	
16	McCarter	230.00	14.38	3	13	
15	McClure	178.50	11.90	7	8	
13	McEachron	155.00	11.93	6	6	
10	Potwin	155.50	15.55	3	7	
12	Quincy	137.00	11.42	7	5	
9	Quinton Heights	125.50	13.95	4	5	
15	Randolph	243.00	16.20	7	8	
6	Rice	55.50	9.25	4	2	
10	Shaner	140.00	14.00	5	5	
13	State Street	283.50	21.81	5	8	
12	Stout	188.50	15.71	5	7	
10	Sumner	100.50	10.05	5	5	
13	Whitson	152.00	11.70	7	6	

copy

1963-64  
Certified Staff  
(Full Time Equivalency)

<u>SCHOOL</u>	<u>TOTAL</u>
<u>Elementary</u>	
Avondale East	29 1/2
Avondale S.W.	16 1/2
Avondale West	17 1/2
Belvoir	13
Bishop	14
Central Park	8 1/2
Crestview	21
Dawson	3 1/2
Gage	15
Grant	14
Highland Park Central	22
Highland Park North	18 1/2
Highland Park South	21
Hudson	5
Lafayette	21
Lowman Hill	15
Lundgren	15
Lyman	7
McCarter	19
McClure	17
McEachron	22
Monroe	5
Pardale	18 1/2
Polk	8 1/2
Potwin	15
Quincy	15
Quinton Heights	12
Randolph	16
Rice	12
Sheldon	10
State Street	19
Stout	17
Sumner	10
Van Buren	5
Whitson	16
<u>Junior High</u>	
Boswell	22 1/2
Capper	31 2/5
Crane	18 1/20
Curtis	16 1/5
East Topeka	27 1/5
Eisenhower	19 1/20
Highland Park	22 3/5
Holliday	20 4/5
Jardine	29 7/10
Landon	13 3/5
Roosevelt	23 1/5
<u>High Schools</u>	
Highland Park	50 4/5
Topeka High	90 3/5
Topeka West	47 2/5



1964-65  
 Certified Staff  
 (Full Time Equivalency)

<u>SCHOOL</u>	<u>TOTAL</u>
<u>Elementary</u>	
Avondale East	22
Avondale S.W.	16 1/2
Avondale West	20 1/2
Belvoir	14
Central Park	14
Clay	8 1/2
Crestview	21
Dawson	3 1/2
Gage	15
Grant	15
Highland Park Central	22
Highland Park North	20 1/2
Highland Park South	17 1/2
Hudson	8 1/2
Lafayette	22
Linn	11
Lowman Hill	15
Lundgren	15
Lyman	7
McCarter	18 1/2
McClure	17 1/2
McEachron	21
Monroe	8 1/2
Parkdale	19 1/2
Polk	9 1/2
Potwin	14
Quincy	15
Quinton Heights	11
Randolph	17 1/2
Rice	13
Sheldon	11
State Street	19
Stout	16
Sumner	11
Whitson	16 1/2
<u>Junior High</u>	
Boswell	24 1/5
Capper	31 17/20
Crane	18 1/5
Curtis	17 1/5
East Topeka	29 4/5
Eisenhower	21
Highland Park	24 3/5
Holliday	20 3/5
Jardine	32 3/5
Landon	14 17/20
Roosevelt	23 3/5
<u>High Schools</u>	
Highland Park	55 1/10
Topeka High	91 1/5
Topeka West	51 4/5

1965-66  
 Certified Staff  
 (Full Time Equivalency)

<u>SCHOOL</u>	<u>TOTAL</u>
<u>Elementary</u>	
Avondale East	21
Avondale S.W.	15 1/2
Avondale West	16 1/2
Belvoir	17
Bishop	11
Central Park	13
Clay	7
Crestview	19
Dawson	3
Gage	13
Grant	14
Highland Park Central	21
Highland Park North	18 1/2
Highland Park South	16 1/2
Hudson	6
Lafayette	22
Linn	12
Lowman Hill	14
Lundgren	14
Lyman	5
McCarter	17 1/2
McClure	17 1/2
McEachron	13
Monroe	8 1/2
Parkdale	17 1/2
Polk	8 1/2
Potwin	13
Quincy	14
Quinton Heights	11
Randolph	16 1/2
Rice	12
Sheldon	11
State Street	18
Stout	14
Sumner	9
Whitson	13
<u>Junior High</u>	
Boswell	22.05
Capper	30.8
Crane	17.6
Curtis	16
East Topeka	28
Eisenhower	20.8
Highland Park	22.8
Holliday	20
Jardine	35.3
Landon	14.8
Roosevelt	22.9
<u>High Schools</u>	
Highland Park	55.9
Topeka High	91.65
Topeka West	52.70

1966-67  
 Certified Staff  
 (Full Time Equivalency)

<u>SCHOOL</u>	<u>TOTAL</u>
<u>Elementary</u>	
Avondale East	20
Avondale S.W.	15 1/2
Avondale West	17 1/2
Belvoir	18
Bishop	12
Central Park	14
Clay	7
Crestview	17 1/2
Gage	13
Grant	12
Highland Park Central	21
Highland Park North	17 1/2
Highland Park South	18 1/2
Hudson	7
Lafayette	19
Linn	13
Lowman Hill	13
Lundgren	13
Lyman	6
McCarter	17 1/2
McClure	17 1/2
McEachron	14
Monroe	9
Parkdale	17
Polk	6
Potwin	13
Quincy	14
Quinton Heights	10
Randolph	15 1/2
Rice	13
Sheldon	11
State Street	19
Stout	14
Sumner	11
Whitson	14
<u>Junior High</u>	
Boswell	27.8
Capper	29
Crane	19.2
Curtis	17.6
East Topeka	32.45
Eisenhower	23.7
Highland Park	25.2
Holliday	21
Jardine	37.6
Landon	18.4
Roosevelt	23.4
<u>High Schools</u>	
Highland Park	64.6
Topeka High	95.6
Topeka West	58.25

1967-68  
 Certified Staff  
 (Full Time Equivalency)

<u>SCHOOL</u>	<u>TOTAL</u>
<u>Elementary</u>	
Avondale East	20
Avondale S.W.	15 1/2
Avondale West	17 1/2
Belvoir	18
Bishop	14
Central Park	14
Clay	6 1/2
Crestview	16 1/2
Gage	12
Grant	12
Highland Park Central	22
Highland Park North	18 1/2
Highland Park South	19 1/2
Hudson	8 1/2
Lafayette	18
Linn	13
Lowman Hill	13
Lundgren	13
McCarter	17 1/2
McClure	17 1/2
McEachron	13
Monroe	8 1/2
Parkdale	16
Polk	7
Potwin	12
Quincy	13
Quinton Heights	10
Randolph	16 1/2
Rice	11
Sheldon	10
State Street	18
Stout	13
Sumner	10
Whitson	14
<u>Junior High</u>	
Boswell	29.7
Capper	29.8
Crane	20.8
Curtis	19.4
East Topeka	32.8
Eisenhower	27
Highland Park	27
Holliday	22.2
Jardine	39.8
Landon	23.05
Roosevelt	24.05
<u>High Schools</u>	
Highland Park	63.9
Topeka High	92.9
Topeka West	62.3



1968-69  
 Certified Staff  
 (Full Time Equivalency)

<u>SCHOOL</u>	<u>TOTAL</u>
<u>Elementary</u>	
Avondale East	18 1/2
Avondale S.W.	15 1/2
Avondale West	18 1/2
Belvoir	18
Bishop	16
Central Park	13
Clay	7 1/2
Crestview	17 1/2
Gage	13
Grant	11
Highland Park Central	21
Highland Park North	17
Highland Park South	20 1/2
Hudson	12
Lafayette	16 1/2
Linn	14
Lowman Hill	13
Lundgren	13
McCarter	17 1/2
McClure	16 1/2
McEachron	15
Monroe	7 1/2
Parkdale	14
Polk	7
Potwin	13
Quincy	13
Quinton Heights	9 1/2
Randolph	17 1/2
Rice	11
Sheldon	9 1/2
State Street	17
Stout	13
Sumner	10
Whitson	13
<u>Junior High</u>	
Boswell	29.6
Capper	28
Crane	19
Curtis	17.6
East Topeka	33
Eisenhower	27
Highland Park	29.6
Holliday	21.6
Jardine	40.1
Landon	24.8
Roosevelt	24
<u>High Schools</u>	
Highland Park	68.4
Topeka High	94.7
Topeka West	69.7

1969-70  
 Certified Staff  
 (Full Time Equivalency)

<u>SCHOOL</u>	<u>TOTAL</u>
<u>Elementary</u>	
Avondale East	21 1/2
Avondale S.W.	16 1/2
Avondale West	19
Belvoir	19
Bishop	17 1/2
Central Park	14 1/2
Clay	8
Crestview	19 1/2
Gage	13
Grant	14
Highland Park Central	23
Highland Park North	18
Highland Park South	21 1/2
Hudson	12 1/2
Lafayette	23
Linn	16 1/2
Lowman Hill	14 1/2
Lundgren	14 1/2
McCarter	18
McClure	17
McEachron	16 1/2
Monroe	9
Parkdale	18 1/2
Polk	8 1/2
Potwin	13
Quincy	14
Quinton Heights	10
Randolph	18
Rice	11 1/2
Sheldon	12
State Street	19
Stout	13
Sumner	11 1/2
Whitson	17
<u>Junior High</u>	
Boswell	29.05
Capper	28.85
Crane	19
Curtis	17.6
East Topeka	36.2
Eisenhower	29
Highland Park	28.6
Holliday	20.6
Jardine	42.5
Landon	26.8
Roosevelt	23.2
<u>High Schools</u>	
Highland Park	69.5
Topeka High	102.7
Topeka West	69.9

1970-71  
Certified Staff  
(Full Time Equivalency)

<u>SCHOOL</u>	<u>TOTAL</u>
<u>Elementary</u>	
Avondale East	22.0
Avondale S.W.	16.9
Avondale West	18.9
Belvoir	18.4
Bishop	20.9
Central Park	17.9
Clay	9.4
Crestview	19.9
Gage	15.1
Grant	15.5
Highland Park Central	24.2
Highland Park North	18.4
Highland Park South	23.9
Hudson	14.9
Lafayette	27.4
Linn	16.9
Lowman Hill	16.9
Lundgren	15.9
McCarter	19.9
McClure	17.0
McEachron	18.9
Monroe	11.0
Parkdale	18.9
Polk	9.5
Potwin	14.4
Quincy	16.4
Quinton Heights	11.4
Randolph	19.4
Rice	12.9
Sheldon	12.9
State Street	20.4
Stout	15.4
Sumner	11.9
Whitson	16.9
<u>Junior High</u>	
Boswell	30.0
Capper	25.2
Crane	18.9
Curtis	17.6
East Topeka	35.2
Eisenhower	34.4
French	20.6
Highland Park	28.6
Holliday	21.6
Jardine	35.8
Landon	24.2
Roosevelt	23.7
<u>High Schools</u>	
Highland Park	72.0
Topeka High	111.1
Topeka West	73.6

1970-71  
Summary of Minority Employees  
 (Certified Staff)

Elementary

<u>(1)</u> <u>Total</u>	<u>(3)</u> <u>White</u>	<u>(2)</u> <u>Black</u>	<u>(2)</u> <u>Other Minority</u>
581.5	540.5	38	3

Junior High

<u>(1)</u> <u>Total</u>	<u>(3)</u> <u>White</u>	<u>(2)</u> <u>Black</u>	<u>(2)</u> <u>Other Minority</u>
315.8	296.8	12	7

High School

<u>(1)</u> <u>Total</u>	<u>(3)</u> <u>White</u>	<u>(2)</u> <u>Black</u>	<u>(2)</u> <u>Other Minority</u>
256.7	240.7	11	5

- (1) Full Time Equivalency
- (2) Individual Count
- (3) Total Full Time Equivalency minus  
Individual Count of all Minorities



1971-72  
 Certified Staff  
 (Full Time Equivalency)

<u>SCHOOL</u>	<u>TOTAL</u>
<u>Elementary</u>	
Avondale East	25.3
Avondale S.W.	18.3
Avondale West	20.2
Belvoir	23.9
Bishop	22.0
Central Park	21.7
Clay	11.6
Crestview	19.2
Gage	15.2
Grant	18.2
Highland Park Central	25.8
Highland Park North	22.1
Highland Park South	23.7
Hudson	15.3
Lafayette	37.9
Linn	17.5
Lowman Hill	17.9
Lundgren	15.7
McCarter	19.2
McClure	17.3
McEachron	19.5
Monroe	14.6
Parkdale	25.5
Polk	9.6
Potwin	14.2
Quincy	18.5
Quinton Heights	14.0
Randolph	18.9
Rice	12.5
Sheldon	13.2
State Street	20.5
Stout	14.7
Sumner	12.7
Whitson	18.3

Junior High

Boswell	29.3
Capper	26.8
Crane	21.2
Curtis	17.8
East Topeka	36.2
Eisenhower	35.8
French	22.6
Highland Park	28.6
Holliday	21.0
Jardine	35.8
Landon	22.2
Roosevelt	24.2

High Schools

Highland Park	74.4
Topeka High	108.85
Topeka West	75.35

Summary of Minority Employees

(Certified Staff)

All Schools

<u>(1)</u> <u>Total</u>	<u>(3)</u> <u>White</u>	<u>(2)</u> <u>Black</u>	<u>(2)</u> <u>Other Minority</u>
1177.7	1076.7	75	26

- (1) Full Time Equivalency
- (2) Individual Count
- (3) Total Full Time Equivalency minus  
 Individual Count of all Minorities

1972-73  
 Certified Staff  
 (Full Time Equivalency)

<u>SCHOOL</u>	<u>TOTAL</u>
<u>Elementary</u>	
Avondale East	24.4
Avondale S.W.	17.5
Avondale West	18.4
Belvoir	20.5
Bishop	21.6
Central Park	18.1
Clay	10.0
Crestview	21.9
Gage	15.3
Grant	13.8
Highland Park Central	27.3
Highland Park North	20.7
Highland Park South	23.1
Hudson	15.0
Lafayette	30.5
Linn	16.4
Lowman Hill	17.6
Lundgren	16.2
McCarter	19.2
McClure	17.3
McEachron	19.6
Monroe	11.6
Parkdale	20.8
Polk	8.3
Potwin	14.7
Quincy	15.7
Quinton Heights	12.0
Randolph	19.8
Rice	11.6
Sheldon	13.1
State Street	21.0
Stout	15.6
Sumner	13.4
Whitson	15.9

Junior High

Boswell	31.0
Capper	27.3
Crane	21.6
Curtis	16.8
East Topeka	36.2
Eisenhower	36.9
French	24.0
Highland Park	29.8
Holliday	22.7
Jardine	35.0
Landon	23.4
Roosevelt	24.8

High Schools

Highland Park	71.6
Topeka High	103.1
Topeka West	73.7

Summary of Minority Employees

	<u>All Schools</u>		
(1) <u>Total</u>	(3) <u>White</u>	(2) <u>Black</u>	(2) <u>Other Minority</u>
1175.8	1068.8	77	30

- (1) Full Time Equivalency
- (2) Individual Count
- (3) Total Full Time Equivalency minus  
Individual Count of all Minorities

1973-74  
 Certified and Non-Certified Staff  
 (Individual Count)

<u>SCHOOL</u>	<u>TOTAL</u>	<u>WHITE</u>	<u>BLACK</u>	<u>OTHER MINORITY</u>
<u>Elementary</u>				
Avondale East	34	26	8	
Avondale S.W.	20	20		
Avondale West	25	24	1	
Belvoir	28	19	7	2
Bishop	24	22	1	1
Central Park	15	14	1	
Clay	10	8	2	
Crestview	25	17	6	2
Gage	18	17	1	
Grant	17	11	3	3
Highland Park Central	31	25	4	2
Highland Park North	22	17	4	1
Highland Park South	26	23	2	1
Hudson	17	14	3	
Lafayette	41	27	6	8
Linn	20	16	3	1
Lowman Hill	17	12	4	1
Lundgren	15	14	1	
McCarter	22	20	2	
McClure	21	21		
McEachron	22	22		
Monroe	21	12	5	4
Parkdale	24	7	16	1
Polk	13	10	3	
Potwin	16	16		
Quincy	18	16		2
Quinton Heights	19	13	6	
Randolph	19	19		
Rice	16	16		
Sheldon	16	16		
State Street	27	24	1	2
Stout	16	14	1	1
Sumner	16	13	1	2
Whitson	17	16	1	
<u>Junior High</u>				
Boswell	46	45	1	
Capper	34	33		1
Crane	32	27	5	
Curtis	28	24	3	1
East Topeka	47	28	14	5
Eisenhower	57	56		1
French	47	47		
Highland Park	36	30	5	1
Holliday	32	30	1	1
Jardine	49	48		1
Landon	42	40	2	
Roosevelt	30	30		
<u>High Schools</u>				
Highland Park	114	102	10	2
Topeka High	167	153	11	3
Topeka West	113	111	1	1



1974-75  
 Certified and Non-Certified Staff  
 (Individual Count)

<u>SCHOOL</u>	<u>TOTAL</u>	<u>WHITE</u>	<u>BLACK</u>	<u>OTHER MINORITY</u>
<u>Elementary</u>				
Avondale East	44	31	10	3
Avondale S.W.	28	28		
Avondale West	28	27		1
Belvoir	32	26	5	1
Bishop	32	31		1
Central Park	33	33		
Clay	17	15	2	
Crestview	30	25	3	2
Gage	20	19	1	
Grant	27	21	3	3
Highland Park Central	39	34	3	2
Highland Park North	35	31	2	2
Highland Park South	39	33	4	2
Hudson	23	21	2	
Lafayette	48	34	7	7
Linn	26	21	4	1
Lowman Hill	22	19	2	1
Lundgren	22	22		
McCarter	31	29	2	
McClure	27	27		
McEachron	29	29		
Monroe	15	7	4	4
Parkdale	31	16	14	1
Polk	19	17	2	
Potwin	21	21		
Quincy	23	21		2
Quinton Heights	22	18	4	
Randolph	25	25		
Rice	18	16	1	1
Sheldon	19	18	1	
State Street	34	31	1	2
Stout	26	24	2	
Sumner	24	23		1
Whitson	24	24		
<u>Junior High</u>				
Boswell	42	39	3	
Capper	42	41	1	
Crane	23	19	3	1
Curtis	26	25	1	
East Topeka	47	28	12	7
Eisenhower	59	56	2	1
French	46	46		
Highland Park	41	33	6	2
Holliday	25	23	1	1
Jardine	47	47		
Landon	46	43	1	2
Roosevelt	32	32		
<u>High Schools</u>				
Highland Park	123	109	10	4
Topeka High	158	142	13	3
Topeka West	113	111	1	1



1975-76  
 Certified and Non-Certified Staff  
 (Individual Count)

<u>SCHOOL</u>	<u>TOTAL</u>	<u>WHITE</u>	<u>BLACK</u>	<u>OTHER MINORITY</u>
<u>Elementary</u>				
Avondale East	41	31	8	2
Avondale S.W.	27	26		1
Avondale West	32	31		1
Belvoir	35	27	5	3
Bishop	32	31		1
Central Park	32	32		
Crestview	32	30	2	
Gage	24	23	1	
Grant	29	24	3	2
Highland Park Central	52	45	5	2
Highland Park North	36	33	2	1
Highland Park South	40	38	2	
Hudson	28	28		
Lafayette	52	40	6	6
Linn	27	25	2	
Lowman Hill	29	23	5	1
Lundgren	32	30	2	
McCarter	32	30	2	
McClure	29	29		
McEachron	33	32		1
Parkdale	33	17	13	3
Polk	22	19	3	
Potwin	27	27		
Quincy	28	25	1	2
Quinton Heights	23	20	3	
Randolph	28	28		
Rice	27	24	2	1
Sheldon	26	25	1	
State Street	35	33		2
Stout	22	22		
Sumner	27	25		2
Whitson	25	25		
<u>Junior High</u>				
Boswell	49	42	6	1
Capper	36	36		
East Topeka	41	22	15	4
Eisenhower	57	54	2	1
French	47	47		
Highland Park	37	32	2	3
Holliday	33	31	1	1
Jardine	58	56		2
Landon	45	43		2
Roosevelt	38	37	1	
<u>High Schools</u>				
Highland Park	122	109	10	3
Topeka High	159	141	13	5
Topeka West	114	112	1	1

1976-77  
 Certified and Non-Certified Staff  
 (Full Time Equivalency)

<u>SCHOOL</u>	<u>TOTAL</u>	<u>WHITE</u>	<u>BLACK</u>	<u>OTHER MINORITY</u>
<u>Elementary</u>				
Avondale East	27.5	21.0	5.5	1.0
Avondale S.W.	17.3	17.3	-	-
Avondale West	21.0	20.0	-	1.0
Belvoir	24.0	15.5	5.5	3.0
Bishop	22.6	21.3	-	1.3
Central Park	19.3	19.3	-	-
Crestview	21.6	20.6	1.0	-
Gage	13.6	11.6	1.0	1.0
Grant	14.9	10.9	1.5	2.5
Highland Park Central	32.0	24.4	6.6	1.0
Highland Park North	19.3	14.8	3.5	1.0
Highland Park South	23.1	21.1	2.0	-
Hudson	15.5	15.5	-	-
Lafayette	32.5	19.6	7.5	5.4
Linn	13.6	10.8	2.3	.5
Lowman Hill	18.6	13.4	4.2	1.0
Lundgren	20.0	17.6	2.4	-
McCarter	20.3	17.8	2.0	.5
McClure	17.1	17.1	-	-
McEachron	18.8	18.8	-	-
Parkdale	19.0	5.7	12.0	1.3
Polk	11.1	8.3	1.8	1.0
Potwin	13.6	12.6	-	1.0
Quincy	14.4	12.3	.7	1.4
Quinton Heights	11.6	10.1	1.5	-
Randolph	17.9	17.9	-	-
Rice	13.1	8.3	2.8	2.0
Sheldon	10.1	9.1	1.0	-
State Street	23.0	20.7	.3	2.0
Stout	14.3	14.0	.3	-
Sumner	15.0	13.7	.3	1.0
Whitson	14.0	14.0	-	-
<u>Junior High</u>				
Boswell	46.7	36.2	5.5	5.0
East Topeka	45.9	26.7	13.6	5.6
Eisenhower	52.3	50.3	1.0	1.0
French	47.8	46.3	1.0	.5
Highland Park	41.6	32.1	6.5	3.0
Holliday	31.1	28.3	1.0	1.8
Jardine	50.4	49.8	-	.6
Landon	45.1	42.1	2.0	1.0
Roosevelt	36.6	35.0	-	1.6
<u>High Schools</u>				
Highland Park	119.2	106.8	10.0	2.4
Topeka High	151.1	132.0	10.3	8.8
Topeka West	107.5	103.5	2.0	2.0

1977-78  
 Certified and Non-Certified Staff  
 (Full Time Equivalency)

<u>SCHOOL</u>	<u>TOTAL</u>	<u>WHITE</u>	<u>BLACK</u>	<u>OTHER MINORITY</u>
<u>Elementary</u>				
Avondale East	38.0	32.0	4.0	2.0
Avondale S.W.	20.8	18.8	-	2.0
Avondale West	26.9	26.9	-	-
Belvoir	27.5	21.1	3.0	3.4
Bishop	25.8	24.8	-	1.0
Central Park	34.6	33.0	1.6	-
Crestview	30.0	28.0	1.0	1.0
Gage	19.7	17.7	1.0	1.0
Highland Park Central	42.4	30.9	9.5	2.0
Highland Park North	27.6	20.6	6.0	1.0
Highland Park South	30.6	28.6	1.0	1.0
Hudson	19.9	17.9	-	2.0
Lafayette	42.3	29.7	7.1	5.5
Linn	18.9	14.9	3.0	1.0
Lowman Hill	22.0	15.7	5.0	1.3
Lundgren	22.6	21.6	1.0	-
McCarter	27.2	25.2	2.0	-
McClure	22.8	22.8	-	-
McEachron	25.2	25.2	-	-
Parkdale	30.5	14.7	11.8	4.0
Polk	15.7	12.7	2.0	1.0
Potwin	17.4	16.4	-	1.0
Quincy	32.0	28.6	1.0	2.4
Quinton Heights	15.5	12.6	2.6	.3
Randolph	22.2	22.2	-	-
Rice	24.3	16.3	7.0	1.0
State Street	28.2	24.9	1.0	2.3
Stout	23.3	23.3	-	-
Sumner	18.6	15.6	2.0	1.0
Whitson	27.7	27.7	-	-
<u>Junior High</u>				
Boswell	42.6	36.6	5.0	1.0
East Topeka	43.2	23.9	14.6	4.7
Eisenhower	53.5	47.3	5.2	1.0
French	50.1	49.4	.7	-
Highland Park	31.9	23.7	5.0	3.2
Holliday	30.7	27.7	1.0	2.0
Jardine	51.2	50.8	-	.4
Landon	48.5	45.6	1.9	1.0
Roosevelt	32.5	30.5	-	2.0
<u>High Schools</u>				
Highland Park	120.2	106.2	11.5	2.5
Topeka High	140.4	126.0	7.8	6.6
Topeka West	107.0	104.1	1.0	1.9



1978-79  
 Certified Staff  
 (Full Time Equivalency)

<u>SCHOOL</u>	<u>TOTAL</u>	<u>WHITE</u>	<u>BLACK</u>	<u>OTHER MINORITY</u>
<u>Elementary</u>				
Avondale East	25.0	21.5	3.0	.5
Avondale S.W.	15.1	14.1	-	1.0
Avondale West	19.1	19.1	-	-
Belvoir	18.6	16.1	2.5	-
Bishop	25.5	25.5	-	-
Central Park	19.2	18.8	.4	-
Crestview	22.4	21.4	-	1.0
Gage	14.7	12.7	1.0	1.0
Highland Park Central	29.8	22.8	6.0	1.0
Highland Park North	21.1	15.6	4.5	1.0
Highland Park South	24.0	23.0	1.0	-
Hudson	15.5	14.5	-	1.0
Lafayette	29.0	24.0	5.0	-
Linn	13.7	11.9	.3	1.5
Lowman Hill	16.5	11.5	3.0	2.0
Lundgren	16.6	16.2	.4	-
McCarter	23.0	21.0	2.0	-
McClure	20.7	18.7	-	2.0
McEachron	19.6	19.6	-	-
Polk	11.8	10.3	1.5	-
Potwin	14.4	13.4	-	1.0
Quincy	21.8	20.8	1.0	-
Quinton Heights	12.9	11.4	1.5	-
Randolph	18.1	18.1	-	-
Rice	16.1	12.3	3.8	-
State Street	19.6	18.3	.3	1.0
Stout	15.8	15.8	-	-
Sumner	14.9	14.6	.3	-
Whitson	23.9	23.9	-	-
<u>Junior High</u>				
Boswell	34.9	30.5	4.0	.4
East Topeka	25.8	17.8	6.0	2.0
Eisenhower	37.2	34.2	2.0	1.0
French	35.6	35.6	-	-
Highland Park	24.1	20.1	4.0	-
Holliday	24.9	22.9	-	2.0
Jardine	41.2	41.2	-	-
Landon	31.5	31.1	-	.4
Roosevelt	23.7	22.7	-	1.0
<u>High Schools</u>				
Highland Park	72.0	63.0	9.0	-
Topeka High	87.8	79.2	4.0	4.6
Topeka West	72.0	71.0	1.0	-



1979-80  
 Certified Staff  
 (Full Time Equivalency)

<u>SCHOOL</u>	<u>TOTAL</u>	<u>WHITE</u>	<u>BLACK</u>	<u>OTHER MINORITY</u>
<u>Elementary</u>				
Avondale East	21.4	19.4	2.0	-
Avondale West	19.8	18.8	-	1.0
Belvoir	16.6	14.6	2.0	-
Bishop	24.3	24.3	-	-
Central Park	20.8	18.8	2.0	-
Crestview	23.7	22.7	-	1.0
Gage	16.7	15.2	1.5	-
Highland Park Central	31.0	26.0	5.0	-
Highland Park North	19.6	14.6	4.0	1.0
Highland Park South	23.1	20.1	3.0	-
Hudson	15.0	14.0	-	1.0
Lafayette	28.5	24.5	4.0	-
Linn	13.0	12.0	-	1.0
Lowman Hill	17.4	11.4	4.0	2.0
Lundgren	16.8	15.8	-	1.0
McCarter	23.2	21.2	2.0	-
McClure	21.4	18.4	-	3.0
McEachron	19.5	19.5	-	-
Potwin	15.7	14.7	-	1.0
Quincy	25.4	23.4	2.0	-
Quinton Heights	15.6	12.6	3.0	-
Randolph	19.7	18.7	1.0	-
Rice	12.3	10.8	1.5	-
Shaner	16.0	16.0	-	-
State Street	19.4	17.4	1.0	1.0
Stout	13.8	11.8	-	2.0
Sumner	15.6	15.6	-	-
Whitson	21.6	21.6	-	-
<u>Junior High</u>				
Boswell	32.9	27.9	5.0	-
East Topeka	25.8	16.8	6.0	3.0
Eisenhower	34.9	31.9	2.0	1.0
French	33.8	33.8	-	-
Highland Park	25.5	20.5	4.0	1.0
Holliday	25.8	23.8	-	2.0
Jardine	37.1	37.1	-	-
Landon	32.3	29.3	2.0	1.0
Roosevelt	22.8	21.8	-	1.0
<u>High Schools</u>				
Highland Park	67.4	60.4	7.0	-
Topeka High	79.4	70.4	7.0	2.0
Topeka West	76.0	73.0	2.0	1.0

1980-81  
 Certified Staff  
 (Full Time Equivalency)

<u>SCHOOL</u>	<u>TOTAL</u>	<u>WHITE</u>	<u>BLACK</u>	<u>OTHER MINORITY</u>
<u>Elementary</u>				
Avondale East	21.5	16.5	5.0	-
Avondale West	19.0	18.0	-	1.0
Belvoir	18.1	15.1	3.0	-
Bishop	23.0	23.0	-	-
Crestview	22.0	21.0	1.0	-
Gage	17.5	15.5	2.0	-
Highland Park Central	28.0	23.0	5.0	-
Highland Park North	19.0	15.0	3.0	1.0
Highland Park South	23.0	20.0	3.0	-
Hudson	16.0	14.0	2.0	-
Lafayette	24.0	22.0	2.0	-
Linn	13.0	10.0	3.0	-
Lowman Hill	21.0	17.0	3.0	1.0
Lundgren	16.1	15.1	-	1.0
McCarter	21.0	19.0	2.0	-
McClure	20.0	20.0	-	-
McEachron	19.5	19.5	-	-
Potwin	13.1	12.1	-	1.0
Quincy	24.0	22.0	2.0	-
Quinton Heights	15.0	12.0	3.0	-
Randolph	20.0	19.0	1.0	-
Rice	10.5	8.5	2.0	-
Shaner	16.0	15.0	-	1.0
State Street	21.0	19.0	1.0	1.0
Stout	17.7	14.7	2.0	1.0
Sumner	14.5	13.5	1.0	-
Whitson	30.6	30.6	-	-
<u>Junior High</u>				
Chase	32.0	27.0	1.0	4.0
Eisenhower	35.0	31.0	3.0	1.0
French	26.0	22.0	2.0	2.0
Highland Park	29.5	26.9	2.0	.6
Landon	23.0	21.0	1.0	1.0
Robinson	32.0	29.0	3.0	-
<u>High Schools</u>				
Highland Park	82.8	74.8	8.0	-
Topeka High	102.6	91.6	8.0	3.0
Topeka West	93.5	87.5	4.0	2.0

1981-82  
 Certified Staff  
 (Full Time Equivalency)

<u>SCHOOL</u>	<u>TOTAL</u>	<u>WHITE</u>	<u>BLACK</u>	<u>OTHER MINORITY</u>
<u>Elementary</u>				
Avondale East	22.2	15.2	7.0	-
Avondale West	18.5	17.5	-	1.0
Belvoir	19.7	14.7	5.0	-
Bishop	21.5	21.5	-	-
Crestview	21.7	18.7	3.0	-
Gage	15.7	13.7	2.0	-
Highland Park Central	23.7	19.7	4.0	-
Highland Park North	20.4	16.4	3.0	1.0
Highland Park South	23.7	21.7	2.0	-
Hudson	14.9	12.9	2.0	-
Lafayette	26.9	23.9	3.0	-
Linn	12.7	12.7	-	-
Lowman Hill	20.1	17.1	3.0	-
Lundgren	14.3	12.3	-	2.0
McCarter	22.4	20.4	2.0	-
McClure	20.9	20.9	-	-
McEachron	18.6	18.6	-	-
Potwin	13.0	13.0	-	-
Quincy	24.8	20.8	4.0	-
Quinton Heights	15.3	13.3	2.0	-
Randolph	21.2	19.2	2.0	-
Shaner	18.3	16.3	1.0	1.0
State Street	19.7	17.7	1.0	1.0
Stout	17.1	15.1	1.0	1.0
Sumner	15.9	14.9	1.0	-
Whitson	22.3	22.3	-	-
<u>Junior High</u>				
Chase	30.5	26.0	1.0	3.5
Eisenhower	35.0	31.0	3.0	1.0
French	27.2	25.2	1.0	1.0
Jardine	30.9	27.9	3.0	-
Landon	25.2	23.2	1.0	1.0
Robinson	34.8	30.8	3.0	1.0
<u>High Schools</u>				
Highland Park	85.8	78.8	7.0	-
Topeka High	98.6	85.6	10.0	3.0
Topeka West	87.9	82.9	3.0	2.0



1982-83  
 Certified Staff  
 (Full Time Equivalency)

<u>SCHOOL</u>	<u>TOTAL</u>	<u>WHITE</u>	<u>BLACK</u>	<u>OTHER MINORITY</u>
<u>Elementary</u>				
Avondale East	22.3	13.8	8.0	.5
Avondale West	17.8	16.8	-	1.0
Belvoir	20.0	15.0	4.0	1.0
Bishop	21.0	21.0	-	-
Crestview	24.0	21.0	3.0	-
Gage	16.0	14.0	2.0	-
Highland Park Central	22.4	19.4	3.0	-
Highland Park North	18.0	15.0	2.0	1.0
Highland Park South	23.0	21.0	2.0	-
Hudson	15.0	13.0	2.0	-
Lafayette	28.0	24.0	4.0	-
Linn	30.5	30.5	-	-
Lowman Hill	16.6	14.6	2.0	-
Lundgren	15.5	13.5	-	2.0
McCarter	21.0	18.0	3.0	-
McClure	21.0	21.0	-	-
McEachron	17.0	17.0	-	-
Potwin	11.0	11.0	-	-
Quincy	25.1	22.1	3.0	-
Quinton Heights	16.5	15.5	1.0	-
Randolph	22.1	19.1	3.0	-
Shaner	17.0	16.0	-	1.0
State Street	19.0	19.0	-	-
Stout	16.2	14.2	1.0	1.0
Sumner	17.1	16.1	1.0	-
Whitson	32.1	31.1	-	1.0
<u>Junior High</u>				
Chase	28.6	23.6	-	5.0
Eisenhower	41.0	34.0	6.0	1.0
French	25.1	24.1	-	1.0
Jardine	33.8	30.8	3.0	-
Landon	22.5	19.5	2.0	1.0
Robinson	34.61	29.61	4.0	1.0
<u>High Schools</u>				
Highland Park	80.8	73.6	6.0	-
Topeka High	98.4	87.4	8.0	3.0
Topeka West	81.3	78.3	1.0	2.0



## 1951-52

STAFF	SCHOOL	TOTAL YEARS	AVERAGE YEARS	0	60	90	BS	MS	OVER
78	Topeka High	1441	18.48				40	37	1
20	Boswell	263	13.15				14	6	
15	Crane	219.50	14.64				11	3	
8	Curtis	206	25.75				6	2	
18	East Topeka	458	25.45				16	2	
10	Holliday	162.50	16.25				8	2	
17	Roosevelt	319	18.77			1	13	3	
6	Buchanan	106.50	17.75				6		
10	Central Park	171.50	17.15				1	6	3
7	Clay	189	27.00				1	4	1
15	Gage	263.50	17.57		1	4	8	4	
7	Grant	99.00	14.15				7		
8	Lafayette	169	21.13				7	1	
13	Lincoln	281	21.62		1	1	10	1	
7	Lowman Hill	134.62	19.24		1	1	4	1	
6	Monroe	140.50	23.42				5	1	
9	Oakland	147.50	16.39		1	2	6		
7	Parkdale	127.00	18.15		1	1	4	1	
6	Polk	133.00	22.17				1	4	1
11	Potwin	206.50	18.78		1		8	2	
4	Quincy	73.00	18.25		1		3		
6	Quinton Heights	79.00	13.17		1		5		
21	Randolph	384.50	18.31			2	18	1	
5	Seabrook	81.00	16.20	1	1		4		
12	State Street	168.00	14.00			2	9	1	
8	Sumner	186.00	23.25			1	5	2	
8	Van Buren	122.50	15.32		1		6	1	
5	Washington	75.00	15.00				4	1	

## 1952-53

STAFF	SCHOOL	TOTAL YEARS	AVERAGE YEARS	0	60	90	BS	MS	OVER
69	Topeka High	1290	18.70				33	35	1
17	Boswell	268	15.77				12	5	
15	Crane	234.50	15.64				10	5	
10	Curtis	213	21.30				8	2	
16	East Topeka	440	27.50				14	2	
11	Holliday	173.50	15.78				9	2	
14	Roosevelt	303.00	21.65			1	10	3	
5	Buchanan	110.50	22.10				5		
6	Clay	155.00	25.84				2	3	1
10	Central Park	180.50	18.05				1	6	3
16	Gage	278.50	17.41				4	8	4
6	Grant	82.00	13.67				6		
9	Lafayette	178.00	19.78				8	1	
12	Lincoln	292.00	24.34			2	9	1	
7	Lowman Hill	120.00	17.15	1		1	4	1	
6	Monroe	146.50	24.42				5	1	
9	Oakland	156.50	17.39	1		2	6		
6	Parkdale	132.00	22.00	1		1	3	1	
5	Polk	131.00	26.20				1	3	1
11	Potwin	217.50	19.78				1	8	2
6	Quincy	92.50	15.42	1		1	4		
6	Quinton Heights	85.00	14.17	1			5		
20	Randolph	397.00	19.88			2	17	1	
5	Seabrook	80.00	16.00	2			3		
12	State Street	140.00	11.67	1		1	9	1	
8	Sumner	194.00	24.25				1	5	2
8	Van Buren	130.50	16.32	1			6	1	
5	Washington	78.00	15.60				4	1	

1953-54

STAFF	SCHOOL	TOTAL YEARS	AVERAGE YEARS	0	60	90	BS	MS	OVER
71	Topeka High	1370	19.30				37	33	1
15	Boswell	262	14.47				11	4	
11	Crane	217	19.73				11	4	
10	Curtis	253	25.30				8	2	
18	East Topeka	436.50	24.25				15	3	
10	Holliday	192.50	19.25				7	3	
15	Roosevelt	326.00	21.74				1 11	3	
5	Buchanan	92.00	18.40				4	1	
11	Central Park	208.50	18.96				8	3	
6	Clay	101.00	16.84				1 4	1	
16	Gage	299.00	18.69				3 9	4	
6	Grant	75.50	12.59				6		
8	Lafayette	190.00	23.75				7	1	
12	Lincoln	273.00	22.75				2 8	2	
9	Lowman Hill	133.50	14.84				2 5	2	
1	McKinley	18.00	18.00				1		
6	Monroe	170.50	28.42				5	1	
10	Oakland	140.50	14.05				3 7		
6	Parkdale	80.00	13.34		1		1 3	1	
4	Polk	110.00	27.75				1 3		
11	Potwin	212.00	19.28				1 9	1	
6	Quincy	74.00	12.34				6		
3	Quinton Heights	55.00	18.34				3		
16	Randolph	342.50	21.41				1 14	1	
18	Southwest	323.50	26.96	1	1		2 11	3	
12	State Street	129.50	10.80				1 10	1	
10	Sumner	217.50	21.75				1 8	1	
6	Van Buren	109.00	18.17		1		4	1	
2	Washington	50.00	25.00				2		

## 1954-55

STAFF	SCHOOL	TOTAL YEARS	AVERAGE YEARS	0	60	90	BS	MS	OVER
66	Topeka High	1082.00	16.40				30	36	
16	Boswell	258.00	16.13				12	4	
11	Crane	153.00	13.96				6	5	
11	Curtis	176.00	16.00				8	3	
15	East Topeka	350.00	23.34				12	3	
9	Holliday	117.50	13.06				4	5	
14	Roosevelt	240.00	17.15				9	5	
5	Seabrook	29.00	5.80				3	2	
5	Buchanan	97.00	19.40				4	1	
12	Central Park	159.00	13.25				9	3	
6	Clay	122.00	20.34				1	4	1
14	Gage	226.00	16.15				1	10	3
7	Grant	31.00	4.43				1	6	
9	Lafayette	163.00	18.12				8	1	
10	Lincoln	152.50	15.25				1	8	1
7	Lowman Hill	86.00	12.29				2	4	1
3	McKinley	25.00	8.34				3		
7	Monroe	171.00	24.43				6	1	
10	Oakland	106.00	10.60				3	7	
7	Parkdale	84.00	12.00				6	1	
3	Polk	49.00	16.34				2	1	
10	Potwin	205.50	20.55				2	7	1
7	Quincy	69.50	9.93				1	6	
4	Quinton Heights	55.50	13.88				4		
16	Randolph	255.50	15.97				3	12	1
22	Southwest	253.50	11.53				3	16	3
12	State Street	127.00	10.59				10	2	
7	Sumner	127.50	18.22				6	1	
6	Van Buren	102.00	17.00				1	5	
7	Washington	106.00	15.15				7		



## 1955-56

STAFF	SCHOOL	TOTAL YEARS	AVERAGE YEARS	0	60	90	BS	MS	OVER
70	Topeka High	1050.50	15.01				33	37	
16	Boswell	275.50	17.22				12	4	
6	Capper	30.00	5.00				4	2	
15	Crane	182.50	12.17				10	5	
9	Curtis	181.00	20.12				6	3	
20	East Topeka	413.00	20.65				14	6	
10	Holliday	114.50	11.45				6	4	
15	Roosevelt	252.00	16.80				9	6	
5	Buchanan	102.00	20.40				5		
12	Central Park	214.50	17.88				8	4	
13	Crestview	173.00	13.31				2	11	
19	Gage	259.00	13.64				3	13	3
8	Grant	44.50	5.57				2	6	
6	Lafayette	159.00	26.50				5	1	
13	Lincoln	171.50	13.20				12	1	
8	Lowman Hill	90.50	11.32				2	5	
2	McKinley	22.00	11.00				2		
7	Monroe	145.00	20.72				6	1	
10	Oakland	85.00	8.50				2	7	1
4	Parkdale	54.00	13.50				3	1	
5	Polk	54.50	10.90				4	1	
12	Potwin	222.50	18.55				2	9	1
12	Quincy	103.00	8.59		1		2	9	
7	Quinton Heights	101.50	14.50				2	5	
18	Randolph	270.50	15.03				3	13	2
17	Southwest	236.00	13.89				3	11	1
12	State Street	102.00	8.50				1	10	1
7	Sumner	122.00	17.43				7		
7	Van Buren	113.00	16.15				1	6	
6	Washington	97.00	16.17				6		

1956-57

STAFF	SCHOOL	TOTAL YEARS	AVERAGE YEARS	0	60	90	BS	MS	OVER
73	Topeka High	1077.00	14.76				28	45	
14	Boswell	229.00	16.36				10	4	
13	Capper	64.00	4.93				9	4	
15	Crane	200.50	13.37				9	6	
11	Curtis	204.00	18.55				7	4	
20	East Topeka	369.50	18.48				12	8	
12	Holliday	168.50	14.05				5	7	
16	Roosevelt	229.00	14.32				10	6	
6	Buchanan	110.00	18.34				6		
10	Central Park	153.50	15.35				1	6	3
7	Clay	91.00	13.00				6	1	
14	Crestview	182.00	10.12				1	13	
18	Gage	276.00	15.34				1	14	3
12	Grant	55.50	4.63				3	9	
6	Lafayette	141.00	23.50				5	1	
16	Lincoln	124.00	7.75				15	1	
8	Lowman Hill	102.00	12.75				1	6	1
8	Monroe	173.00	21.63				7	1	
13	Oakland	102.00	7.85				1	11	1
6	Parkdale	59.00	9.84				5	1	
6	Polk	43.50	7.25				5	1	
12	Potwin	220.50	18.38				1	10	1
11	Quincy	79.00	7.19				2	8	1
8	Quinton Heights	95.50	11.94				1	7	
15	Randolph	273.00	18.20				1	13	1
18	Southwest	259.50	14.42				2	12	4
11	State Street	105.00	9.55				9	2	
8	Stout	101.50	12.69				7	1	
9	Sumner	110.00	12.23				9		
6	Van Buren	113.00	18.84				6		
6	Washington	103.00	17.17				6		

## 1957-58

STAFF	SCHOOL	TOTAL YEARS	AVERAGE YEARS	0	60	90	BS	MS	OVER
75	Topeka High	1080.00	14.40				32	43	
19	Boswell	246.00	12.95				16	3	
19	Capper	79.00	4.16				14	5	
27	Crane	394.00	14.62				17	10	
19	East Topeka	372.50	19.61				13	6	
13	Holliday	188.50	14.50				5	8	
21	Roosevelt	285.00	13.50				14	7	
6	Buchanan	116.00	19.34				5	1	
10	Central Park	163.50	16.35				7	3	
7	Clay	92.00	13.15				6	1	
23	Crestview	232.50	10.11				6	1	
20	Gage	280.00	14.00			1	15	4	
14	Grant	79.50	5.68			2	12		
12	Lafayette	165.00	13.75				10	2	
16	Lincoln	135.00	8.47				14	2	
10	Lowman Hill	113.50	11.35			1	8	1	
6	Monroe	145.00	24.17				5	1	
13	Oakland	104.00	8.00				12	1	
10	Parkdale	53.50	5.35				10		
6	Polk	55.00	9.17				5	1	
14	Potwin	245.00	17.50				13	1	
14	Quincy	93.50	6.68			1	11	3	
11	Quinton Heights	120.54	10.96				10	1	
17	Randolph	292.00	17.18			1	14	2	
24	Southwest	328.50	13.69			1	18	5	
17	State Street	129.00	7.59				15	2	
10	A. J. Stout	116.00	11.60				8	2	
11	Sumner	112.50	10.23				9	2	
7	Van Buren	80.50	11.50				6	1	
6	Washington	103.00	17.17				5	1	

## 1958-59

STAFF	SCHOOL	TOTAL YEARS	AVERAGE YEARS	0	60	90	BS	MS	OVER
75	Topeka High	1026.50	13.69				39	36	
19	Boswell	318.50	16.77				15	4	
15	Capper	92.00	6.14				12	3	
14	Crane	185.50	13.25				10	4	
11	Curtis	208.00	18.91				6	5	
16	East Topeka	245.50	15.35				11	5	
13	Holliday	198.50	15.27				4	9	
21	Roosevelt	283.00	13.48				15	6	
5	Buchanan	110.00	22.00				5		
8	Central Park	76.50	9.57				6	2	
5	Clay	89.00	17.80				4	1	
19	Crestview	250.00	13.16			1	16	2	
15	Gage	261.00	17.40			1	11	3	
10	Grant	61.50	6.15			1	9		
9	Lafayette	114.00	12.67				11		
3	Lincoln	43.50	14.50				2	1	
7	Lowman Hill	79.50	11.36				6	1	
10	McCarter	75.00	7.50				9	1	
2	Monroe	79.00	30.50				1	1	
11	Oakland	98.00	8.91				10	1	
7	Parkdale	60.00	8.58				7		
2	Pierce	26.00	13.00				2		
6	Polk	57.00	9.50				5	1	
13	Potwin	206.50	15.89				12	1	
14	Quincy	112.00	8.00			1	11	2	
7	Quinton Heights	76.00	10.86				5	2	
15	Randolph	294.50	19.64			1	12	2	
9	Sheldon	69.50	7.73				6	3	
16	Southwest	281.50	17.60			1	11	4	
10	State Street	111.00	11.10				9	1	
12	A. J. Stout	153.00	12.75				10	1	1
8	Sumner	108.00	13.50				6	2	
3	Van Buren	15.00	5.00				3		



1959-60

STAFF	SCHOOL	TOTAL YEARS	AVERAGE YEARS	0	60	90	BS	MS	OVER
55	Highland Park High	503.35	9.15				24	29	1
82	Topeka High	1027.50	12.53				38	44	
26	Boswell	327.50	7.08			3	8	1	
26	Capper	138.00	12.59				21	5	
20	Crane	215.00	10.75				16	4	
13	Curtis	210.00	16.15				9	4	
19	East Topeka	269.50	14.18				12	7	
13	Highland Park Junior	118.00	9.07				9	4	
14	Holliday	216.50	15.46				5	9	
20	Roosevelt	188.50	9.42				15	5	
12	Avondale Southwest	85.00	7.08				3	8	1
16	Avondale East	106.00	6.62		3		2	10	1
16	Avondale West	138.50	8.65			3	12	2	
14	Central Park	139.00	9.92				12	2	
8	Clay	129.00	16.12				6	2	
18	Crestview	232.00	12.88				13	5	
13	Gage	244.00	18.76				7	6	
10	Grant	61.00	6.10				9	1	
21	HPC	189.00	9.00			3	17	1	
12	HPN	149.00	12.41		1		9	2	
9	HPS	79.00	8.77			1	7	1	
12	Lafayette	116.00	9.66				10	2	
16	Lincoln	186.50	11.65				14	2	
11	Lowman Hill	103.00	9.36			1	9	1	
14	McCarter	98.00	7.00				14		
8	McEachron	54.50	6.81				6	2	
5	Monroe	179.00	35.80				2	3	
14	Oakland	102.50	7.32				12	2	
7	Parkdale	53.00	7.57				7		
7	Polk	76.00	9.57				5	2	
11	Potwin	125.00	11.36				10	1	
15	Quincy	127.50	8.50				13	2	
10	Quinton Heights	87.00	8.70				9	1	
15	Randolph	321.00	21.40			1	11	3	
9	Sheldon	65.60	7.27				6	3	
14	Southwest	224.50	16.03				11	3	
15	State Street	120.00	8.00				14	1	
12	A. J. Stout	186.00	15.50				8	3	1
10	Sumner	134.00	13.40				7	3	
4	Van Buren	21.00	5.25				3	1	
7	Washington	158.50	22.64				3	4	

1960-61

STAFF	SCHOOL	TOTAL YEARS	AVERAGE YEARS	0	60	90	BS	MS	OVER
51	Highland Park High	530.00	10.39				20	30	1
83	Topeka High	1062.50	12.80				38	45	
14	Avondale Southwest	131.00	9.36				11	3	
24	Boswell	327.00	13.63				15	9	
22	Capper	134.00	6.09				12	9	1
17	Crane	228.50	13.45				13	4	
10	Curtis	190.00	19.00				6	4	
21	East Topeka	271.50	12.93				13	8	
18	HPJH	170.00	9.45				13	5	
16	Holliday	197.50	12.35				6	10	
21	Roosevelt	195.50	9.31				13	8	
18	Avondale East	145.00	8.06				2	16	
14	Avondale West	135.50	9.68				1	13	
9	Belvoir	64.00	7.12				1	8	
12	Central Park	149.50	12.46				9	3	
8	Clay	106.50	13.32				6	2	
20	Crestview	231.50	11.58				17	3	
4	Dawson	34.00	8.50				1	3	
12	Gage	245.00	20.42				7	5	
13	Grant	79.00	6.08				12	1	
21	HPC	209.50	9.98				1	19	1
14	HPN	195.50	13.97				12	2	
10	HPS	77.00	7.70				1	7	2
14	Lafayette	91.00	6.50				12	2	
14	Lincoln	157.50	11.25				10	4	
11	Lowman Hill	96.50	8.78				8	3	
14	McCarter	99.00	7.08				13	1	
12	McEachron	100.50	8.38				10	2	
5	Monroe	152.50	30.50				2	3	
15	Oakland	116.00	8.29				13	2	
7	Parkdale	64.00	9.15				6	1	
6	Polk	67.00	11.17				5	1	
12	Potwin	145.50	12.13				11	1	
13	Quincy	134.00	10.31				11	2	
7	Quinton Heights	85.00	12.15				6	1	
14	Randolph	292.00	20.86				1	9	4
6	Rice	54.00	9.00				1	5	
6	Sheldon	61.00	10.17				3	3	
15	Southwest	239.00	15.94				12	3	
15	State Street	131.50	8.77				13	2	
10	A. J. Stout	206.00	20.60				6	3	1
9	Sumner	123.00	13.67				7	2	
4	Van Buren	25.00	6.25				3	1	
6	Washington	152.00	25.34				2	4	

1961-62

STAFF	SCHOOL	TOTAL YEARS	AVERAGE YEARS	90 HRS.	BS	MS	OVI
43	HPSH	497.0	11.6		15	27	1
52	THS	806.0	15.5		22	30	
14	S. W. Avondale Jr. High	129.0	9.2	2	11	1	
21	Boswell	305.0	14.5		14	7	
25	Capper	139.5	5.6		19	6	
16	Crane	209.0	13.1		3	13	
12	Curtis	157.0	13.1		8	4	
23	East Topeka	254.5	11.1		17	6	
14	Highland Park Jr. High	124.0	8.9		11	3	
14	Holliday	189.5	13.5		6	8	
21	Roosevelt	201.5	9.6		14	7	
18	Avondale East	151.5	8.4	1	17		
14	Avondale West	138.5	9.9		14		
8	Belvoir	71.0	8.9	1	7		
11	Central Park	147.0	13.4		9	2	
4	Clay	97.0	24.3		2	2	
18	Crestview	204.5	11.4		14	4	
3	Dawson	30.0	10.0	1	2		
11	Gage	215.0	19.6		6	5	
11	Grant	81.0	7.4		10	1	
23	Highland Park Central	245.0	10.7		22	1	
11	Highland Park South	96.0	8.7	1	8	2	
13	Highland Park North	208.5	16.0		11	2	
13	Lafayette	90.0	6.9		11	2	
9	Lincoln	129.5	14.4		6	3	
11	Lowman Hill	98.5	9.0		9	2	
16	McCarter	113.5	7.1		15	1	
14	McEachron	111.0	7.9		12	2	
5	Monroe	157.5	31.5		2	3	
14	Oakland	130.0	9.3		12	2	
7	Parkdale	55.0	7.9		6	1	
5	Polk	77.5	15.5		4	1	
10	Potwin	147.5	14.8		9	1	
14	Quincy	146.5	10.5		12	2	
9	Quinton Heights	85.0	9.4		8	1	
14	Randolph	266.5	19.0		10	4	
6	Rice	60.0	10.0	1	5		
6	Sheldon	52.5	8.8		3	3	
15	Southwest	247.0	16.5		12	3	
13	State Street	146.7	11.3		11	2	
12	A. J. Stout	209.0	17.4		8	3	1
7	Sumner	126.0	18.0		5	2	
5	Van Buren	32.0	6.4		4	1	
6	Washington	158.0	26.3		2	4	



## 1962-63

STAFF	SCHOOL	TOTAL YEARS	AVERAGE YEARS	90 HRS.	BS	MS	OVER
27	HPSH	354.0	13.1		9	17	1
66	THS	910.5	13.8		29	37	
25	TWHS	191.0	7.6		12	13	
16	Boswell	254.5	15.9		11	5	
19	Capper	162.5	5.6		21	8	
20	Crane	147.0	7.4		14	6	
12	Curtis	139.0	11.6		10	2	
25	East Topeka	213.5	8.5		19	6	
17	Eisenhower	182.0	10.7		13	4	
18	HPJH	115.0	6.4		13	5	
19	Holliday	198.5	10.5		14	5	
20	Jardine	118.5	5.9		15	5	
20	Roosevelt	189.5	9.5		13	7	
21	Avondale East	140.0	6.7		21		
13	Avondale Southwest	178.0	13.7		12	1	
10	Avondale West	105.5	10.5		10		
9	Belvoir	82.0	9.1		9		
13	Central Park	139.0	10.7		11	2	
8	Clay	113.0	14.1		5	3	
22	Crestview	237.0	10.8		18	4	
3	Dawson	22.0	7.3		3		
13	Gage	229.0	17.6		8	5	
13	Grant	110.5	8.5		12	1	
23	Highland Park Central	163.5	7.1		22	1	
17	Highland Park North	199.5	11.7		15	2	
15	Highland Park South	127.0	8.5	1	12	2	
14	Lafayette	91.0	6.5		13	1	
6	Lincoln	57.5	9.6		5	1	
12	Lowman Hill	125.0	10.4		10	2	
14	Lundgren	149.0	10.6		11	3	
7	Lyman	71.0	10.1	2	5		
17	McCarter	117.5	6.9		16	1	
20	McEachron	137.5	6.9		18	2	
6	Monroe	165.0	27.5		3	3	
9	Parkdale	87.0	9.7		8	1	
5	Polk	82.5	16.5		4	1	
13	Potwin	174.5	13.4		12	1	
14	Quincy	133.0	9.5		13	1	
9	Quinton Heights	69.0	7.7		9		
14	Randolph	250.0	17.9		10	4	
10	Rice	80.0	8.0		10		
8	Sheldon	76.0	9.5		4	4	
13	Southwest	199.0	15.3		10	3	
17	State Street	160.5	9.4		16	1	
12	A. J. Stout	219.0	18.3		8	3	1
9	Sumner	137.0	15.2		7	2	
6	Van Buren	41.0	6.8		4	2	
5	Washington	148.0	29.6		1	4	



1963-64

FF	SCHOOL	TOTAL YEARS	AVERAGE YEARS	BS	MS	OVER
4	HPHS	386.0	11.4	13	21	
7	THS	907.0	13.5	29	37	1
1	TWHS	222.5	7.2	16	15	
9	Boswell	224.5	11.8	14	5	
9	Capper	177.0	6.1	22	7	
9	Crane	177.0	9.3	14	5	
3	Curtis	127.0	9.8	10	3	
4	East Topeka	213.0	8.9	18	6	
7	Eisenhower	157.0	9.2	11	6	
1	HPJH	98.5	4.7	18	3	
5	Holliday	177.5	11.1	12	4	
2	Jardine	153.5	7.0	18	4	
9	Roosevelt	153.5	8.1	14	5	
0	Avondale East	163.0	8.2	19	1	
5	Avondale Southwest	134.5	9.0	13	2	
0	Avondale West	88.0	8.8	8	2	
2	Belvoir	141.0	11.8	11	1	
2	Central Park	135.5	11.3	9	3	
5	Clay	115.0	19.2	3	3	
0	Crestview	257.5	12.9	15	5	
2	Dawson	22.0	11.0	2		
9	Gage	211.0	23.4	4	5	
2	Grant	99.0	8.3	12		
9	Highland Park Central	242.5	12.8	17	2	
5	Highland Park North	221.0	13.8	13	3	
4	Highland Park South	79.0	5.6	8	6	
7	Lafayette	134.5	7.9	15	2	
	Lowman Hill	117.5	10.7	7	4	
3	Lundgren	144.0	11.1	9	4	
5	Lyman	65.0	10.8	6		
7	McCarter	123.5	7.3	14	3	
9	McClure	75.5	8.4	8	1	
7	McEachron	135.5	8.0	15	2	
5	Monroe	135.0	22.5	3	3	
5	Parkdale	200.0	13.3	11	4	
3	Polk	64.5	8.1	8		
2	Potwin	179.5	15.0	11	1	
4	Quincy	182.0	13.0	11	3	
5	Quinton Heights	38.0	6.3	5	1	
5	Randolph	236.0	15.7	10	5	
0	Rice	89.0	8.9	10		
3	Sheldon	63.0	7.9	5	3	
7	State Street	177.5	10.4	15	2	
0	Stout	144.0	14.4	6	3	1
1	Sumner	129.0	14.3	7	2	
2	Van Buren	15.0	7.5	2		
1	Whitson	195.5	15.0	8	5	

## 1964-65

STAFF	SCHOOL	TOTAL YEARS	AVERAGE YEARS	BS	MS	OVER
42	HPHS	374.5	8.9	21	20	1
76	THS	956.5	12.6	33	41	2
35	TWHS	280.5	8.0	18	17	
17	Boswell	224.0	13.2	12	5	
29	Capper	185.5	6.4	22	6	1
17	Crane	102.5	6.0	13	4	
14	Curtis	100.0	7.1	11	3	
27	East Topeka	224.5	8.3	20	7	
16	Eisenhower	187.9	11.7	10	6	
20	HPJH	114.0	5.7	14	6	
16	Holliday	123.5	7.7	11	5	
25	Jardine	166.0	6.6	20	5	
10	Landon	36.0	3.6	8	2	
21	Roosevelt	167.5	8.0	13	8	
24	Avondale East	208.0	8.7	21	3	
16	Avondale Southwest	144.0	9.0	12	4	
13	Avondale West	102.0	7.9	11	2	
12	Belvoir	124.0	10.3	10	2	
13	Central Park	136.8	10.5	10	3	
6	Clay	69.0	11.5	3	3	
18	Crestview	255.5	14.2	9	9	
3	Dawson	25.0	8.3	2	1	
10	Gage	192.0	19.2	4	6	
11	Grant	99.5	9.1	10	1	
18	Highland Park Central	221.0	12.3	14	4	
15	Highland Park North	232.0	15.5	10	5	
16	Highland Park South	107.5	6.7	10	6	
5	Hudson	56.0	11.2	5		
16	Lafayette	115.5	7.2	14	2	
13	Lowman Hill	124.5	9.6	8	5	
13	Lundgren	157.0	12.1	8	5	
7	Lyman	84.0	12.0	7		
15	McCarter	140.0	9.3	11	4	
18	McEachron	140.5	7.8	14	4	
4	Monroe	97.0	24.3	2	2	
13	Parkdale	193.0	14.9	8	5	
7	Polk	75.5	10.8	6	1	
11	Potwin	162.0	14.7	9	2	
13	Quincy	177.0	12.8	10	3	
10	Quinton Heights	96.0	9.6	7	3	
15	Randolph	253.0	16.9	7	8	
10	Rice	99.0	9.9	9	1	
18	State Street	185.5	10.3	14	4	
11	Stout	123.0	11.2	9	1	1
6	Sumner	59.0	9.8	5	1	
4	Van Buren	20.0	5.0	4		
13	Whitson	137.0	10.5	8	5	

1965-66

STAFF	SCHOOL	TOTAL YEARS	AVERAGE YEARS	BS	MS	OVER
21	Avondale East	182	8.6	18	3	
16	Avondale South West	155	9.6	10	6	
17	Avondale West	141	8.2	13	4	
18	Belvoir	110	6.1	16	2	
11	Bishop	42	3.8	11		
14	Central Park	115	8.2	9	5	
7	Clay	78	11.1	4	3	
20	Crestview	266	13.3	12	8	
3	Dawson	28	9.3	2	1	
13	Gage	205	15.7	7	6	
15	Grant	91	6.0	12	3	
22	Highland Park Central	249	11.3	16	6	
18	Highland Park North	239	13.2	13	5	
17	Highland Park South	130	7.6	11	6	
6	Hudson	52	8.6	5	1	
23	Lafayette	142	6.1	22	1	
13	Linn	96	7.3	11	1	
14	Lowman Hill	156	11.1	9	5	
14	Lundgren	140	10.0	10	4	
6	Lyman	77	12.8	6		
18	McCarter	125	6.9	13	5	
17	McClure	106	6.2	14	3	
14	McEachron	135	9.6	9	5	
9	Monroe	120	13.3	7	2	
17	Parkdale	174	10.2	13	4	
8	Polk	80	10.0	7	1	
13	Potwin	180	13.8	11	2	
14	Quincy	191	13.6	10	4	
11	Quinton Heights	107	9.7	8	3	
17	Randolph	270	15.8	10	7	
12	Rice	89	7.4	11	1	
11	Sheldon	85	7.7	8	3	
18	State Street	183	10.1	12	6	
14	Stout	150	10.7	11	2	1
9	Sumner	86	9.5	8	1	
13	Whitson	129	9.9	9	4	
23	Boswell	239	10.3	16	7	
31	Capper	180	5.8	22	8	1
18	Crane	108	6.0	14	4	
19	Curtis	115	6.0	15	4	
27	East Topeka	180	6.6	23	4	
19	Eisenhower	186	9.7	15	4	
22	HPJH	116	5.2	16	6	
19	Holliday	103	5.4	14	5	
34	Jardine	174	5.1	26	8	
14	Landon	51	3.6	10	4	
21	Roosevelt	131	6.2	14	7	

## 1965-66

STAFF	SCHOOL	TOTAL YEARS	AVERAGE YEARS	BS	MS	OVER
52	HPHS	369	7.0	33	18	1
89	THS	1018	11.4	45	39	5
46	TWHS	320	6.9	26	19	1



## 1966-67

AFF	SCHOOL	TOTAL YEARS	AVERAGE YEARS	BS	MS	OVER
1	Avondale East	190	9.0	17	4	
5	Avondale South West	165	10.3	11	5	
7	Avondale West	147	8.6	13	4	
3	Belvoir	124	6.8	15	3	
3	Bishop	51	3.9	13		
5	Central Park	86	5.3	12	4	
3	Clay	91	11.3	5	3	
3	Crestview	246	13.6	9	9	
3	Gage	174	13.3	8	5	
2	Grant	87	7.2	9	3	
	Highland Park Central	249	11.8	14	7	
5	Highland Park North	238	13.2	13	5	
1	Highland Park South	149	7.4	14	6	
	Hudson	44	4.8	8	1	
	Lafayette	144	7.2	15	5	
5	Linn	68	5.2	11	2	
	Lowman Hill	167	12.8	7	6	
	Lundgren	157	12.0	8	5	
	Lyman	66	9.4	7		
	McCarter	147	8.1	12	6	
	McClure	125	6.5	16	3	
	McEachron	149	10.6	8	6	
	Monroe	41	4.5	7	2	
	Parkdale	157	9.2	15	2	
	Polk	83	13.8	5	1	
	Potwin	193	14.8	11	2	
	Quincy	190	13.5	10	4	
	Quinton Heights	99	9.9	8	2	
	Randolph	256	16.0	8	8	
	Rice	101	7.2	13	1	
	Sheldon	74	6.7	9	2	
	State Street	182	9.5	12	7	
	Stout	167	11.9	10	3	1
	Sumner	99	9.9	9	1	
	Whitson	126	9.6	9	4	
	Boswell	180	6.6	19	8	
	Capper	180	6.6	16	10	1
	Crane	88	4.8	14	4	
	Curtis	95	5.5	10	7	
	East Topeka	172	5.9	22	7	
	Eisenhower	194	9.2	17	4	
	HPJH	114	4.9	14	9	
	Holliday	110	5.5	15	5	
	Jardine	212	6.0	24	11	
	Landon	63	4.2	8	7	
	Roosevelt	122	6.1	15	5	

1966-67

STAFF	SCHOOL	TOTAL YEARS	AVERAGE YEARS	BS	MS	OVER
55	HPSH	359	6.5	37	19	1
88	THS	1053	11.9	40	44	4
52	TWHS	379	7.2	23	27	2

## 1967-68

STAFF	SCHOOL	TOTAL YEARS	AVERAGE YEARS	BS	MS	OVER
21	Avondale East	171.5	8.1	15	5	1
16	Avondale South West	151	9.4	10	6	
17	Avondale West	135	7.9	12	5	
19	Belvoir	139	7.3	15	3	
14	Bishop	35	2.5	14		
15	Central Park	79	5.2	11	3	1
7	Clay	84	12.0	5	1	1
16	Crestview	251	15.6	8	7	1
12	Gage	143	11.9	8	4	
12	Grant	97	8.0	9	3	
22	Highland Park Central	221	10.0	16	5	1
19	Highland Park North	233	12.2	13	4	2
20	Highland Park South	169	8.4	12	6	2
9	Hudson	35	3.8	8	1	
18	Lafayette	144	9.6	14	4	
13	Linn	65	5.0	12	1	
13	Lowman Hill	161	12.3	7	5	1
13	Lundgren	169	13.0	8	5	
18	McCarter	149	8.2	11	6	1
19	McClure	127	6.6	14	4	1
14	McEachron	148.5	10.6	8	5	1
9	Monroe	51	5.6	7	1	1
16	Parkdale	164	10.2	13	3	1
6	Polk	90	15	5	1	
12	Potwin	203	16.9	8	4	
13	Quincy	181	13.9	8	4	1
10	Quinton Heights	98	9.8	9	1	1
16	Randolph	269	16.8	8	6	2
11	Rice	105	9.5	10	1	
12	Sheldon	75	6.2	8	2	2
18	State Street	180	10	10	7	1
13	Stout	99	7.6	11	2	
10	Sumner	98	9.8	7	3	
14	Whitson	136	9.7	10	3	1
31	Boswell	227	7.3	20	8	3
27	Capper	127	4.7	14	10	3
20	Crane	127	6.3	13	5	2
16	Curtis	98	6.1	9	7	
30	East Topeka	180	6.0	23	3	4
26	Eisenhower	201.5	7.7	17	5	4
25	HPJH	153	6.1	10	14	1
19	Holliday	110	5.7	12	5	2
40	Jardine	236	5.9	28	8	4
19	Landon	79	4.1	13	5	1
21	Roosevelt	179	8.5	13	6	2

1967-68

STAFF	SCHOOL	TOTAL YEARS	AVERAGE YEARS	BS	MS	OVER
53	HPSH	370	6.9	29	19	5
82	THS	978	11.9	39	28	15
63	TWHS	446	7.0	33	19	11



1968-69

STAFF	SCHOOL	TOTAL YEARS	AVERAGE YEARS	BS	MS	OVER
19	Avondale East	168.5	8.8	11	7	1
15	Avondale South West	163	10.8	8	7	
18	Avondale West	161.5	8.9	11	7	
18	Belvoir	124.5	6.9	14	3	1
16	Bishop	78.5	4.9	13	3	
13	Central Park	76.5	5.8	9	3	1
7	Clay	64.5	9.2	5	2	
19	Crestview	223	11.7	12	6	1
13	Gage	136	10.4	9	2	2
11	Grant	114	10.3	7	2	2
23	Highland Park Central	250	10.8	17	5	1
17	Highland Park North	205.5	12.0	12	3	2
20	Highland Park South	139	6.9	16	2	2
12	Hudson	55.5	4.6	9	2	1
17	Lafayette	149	8.7	10	7	
15	Linn	56	3.7	14	1	
13	Lowman Hill	171	13.1	7	5	1
13	Lundgren	177	13.6	9	4	
17	McCarter	139	8.1	11	6	
17	McClure	128.5	7.5	11	5	1
15	McEachron	168	11.2	8	6	1
8	Monroe	31	3.8	7	1	
14	Parkdale	177	12.6	11	3	
9	Polk	103.5	11.5	8	1	
13	Potwin	216	16.6	8	5	
13	Quincy	206.5	15.8	9	3	1
10	Quinton Heights	122	12.2	7	3	
17	Randolph	294	17.2	8	7	2
11	Rice	121	11.0	9	2	
11	Sheldon	82	7.4	8	1	2
17	State Street	178.5	10.5	10	6	1
13	Stout	94	7.2	11	2	
10	Sumner	57	5.7	9	1	
13	Whitson	154.5	11.8	9	3	1
24	Boswell	168	7	17	4	3
24	Capper	176.5	7.3	13	8	3
14	Crane	86	6.1	11	2	1
14	Curtis	122	8.7	7	6	1
31	East Topeka	172.5	5.5	24	4	3
22	Eisenhower	155.5	7.0	15	5	2
25	HPJH	131	5.2	14	9	2
18	Holliday	106	5.8	11	5	2
37	Eisenhower	214	5.7	28	5	4
21	Landon	68	3.2	14	5	2
18	Roosevelt	130	7.2	11	6	1

1968-69

STAFF	SCHOOL	TOTAL YEARS	AVERAGE YEARS	BS	MS	OVER
59	HPSH	346.5	5.8	37	16	6
80	THS	940.5	11.7	39	28	13
63	TWHS	487.5	7.7	31	21	11

## 1969-70

STAFF	SCHOOL	TOTAL YEARS	AVERAGE YEARS	BS	MS	OVER
19	Avondale East	183.5	9.6	10	8	1
15	Avondale South West	162	10.8	7	8	
17	Avondale West	168.5	9.9	11	5	1
18	Belvoir	117.5	6.5	16	2	
17	Bishop	81.5	4.7	15	2	
12	Central Park	85	7.0	7	4	1
7	Clay	71.5	10.2	4	3	
18	Crestview	203	11.2	9	7	2
13	Gage	139.5	10.7	9	2	2
10	Grant	116	11.6	5	1	4
22	Highland Park Central	211.5	9.6	16	5	1
17	Highland Park North	199	11.7	11	3	3
20	Highland Park South	160	8.0	13	5	2
12	Hudson	55	4.5	9	3	
16	Lafayette	152	9.5	10	6	
14	Linn	70	5.0	12	2	
13	Lowman Hill	176	13.5	7	3	3
13	Lundgren	190	14.6	7	6	
18	McCarter	136	7.5	10	7	1
17	McClure	119.5	7.0	12	4	1
17	McEachron	208.5	12.2	8	7	2
8	Monroe	43.5	5.4	7	1	
12	Parkdale	135	11.2	9	2	1
9	Polk	118	13.1	7	2	
12	Potwin	191	15.9	8	4	
12	Quincy	133.5	11.1	8	3	1
8	Quinton Heights	87	10.8	4	4	
17	Randolph	234.5	13.7	9	6	2
11	Rice	112	10.1	9	2	
11	Sheldon	75	6.8	6	3	2
17	State Street	194	11.4	10	6	1
12	Stout	96	8	8	4	
10	Sumner	69	6.9	9	1	
13	Whitson	156	12.0	7	5	1
27	Boswell	196.5	7.2	18	6	3
25	Capper	170.5	6.8	14	9	2
16	Crane	116	7.2	10	4	2
13	Curtis	99	7.6	8	4	1
32	East Topeka	206.5	6.4	27	4	1
23	Eisenhower	166	7.2	15	7	1
25	HPJH	125	5	16	7	2
17	Holliday	88.5	5.2	11	5	1
37	Jardine	284.5	7.6	22	8	7
22	Landon	84.5	3.8	14	6	2
19	Roosevelt	160.5	8.4	10	8	1

1969-70

STAFF	SCHOOL	TOTAL YEARS	AVERAGE YEARS	BS	MS	OVER
57	HPSH	389	6.8	31	21	5
82	THS	773.5	9.4	36	30	16
63	TWHS	517.5	8.2	28	23	12



## 1970-71

STAFF	SCHOOL	TOTAL YEARS	AVERAGE YEARS	BS	MS	OVER
19	Avondale East	230.5	12.1	9	8	2
14	Avondale South West	152	10.8	7	7	
18	Avondale West	186.5	10.3	12	5	1
17	Belvoir	105	6.1	15	2	
19	Bishop	78	4.1	17	2	
12	Central Park	94	7.8	8	3	1
7	Clay	77.5	11.0	4	3	
16	Crestview	193	12.0	9	5	2
13	Gage	169.5	13.0	9	1	3
10	Grant	96.5	9.6	6		4
20	Highland Park Central	148.5	7.4	16	3	1
16	Highland Park North	207	12.9	10	3	3
20	Highland Park South	151	7.5	15	4	1
13	Hudson	72.5	5.5	8	5	
20	Lafayette	149	7.4	15	5	
14	Linn	99	7.0	12	2	
14	Lowman Hill	196	14.0	6	6	2
13	Lundgren	220	16.9	6	7	
19	McCarter	162.5	8.5	9	9	1
15	McClure	127	8.4	11	3	1
16	McEachron	218.5	13.6	8	5	3
8	Monroe	40	5.0	7	1	
11	Parkdale	68.5	6.2	8	3	
8	Polk	130	16.2	7	1	
12	Potwin	222	18.5	8	4	
12	Quincy	119	9.9	9	2	1
7	Quinton Heights	91	13.0	2	5	
16	Randolph	232.5	14.5	9	5	2
10	Rice	130	13.0	9	1	
10	Sheldon	83	8.3	8	2	
18	State Street	212.5	11.8	10	5	3
11	Stout	99	9.0	7	4	
10	Sumner	64.5	6.4	9	1	
13	Whitson	173.5	13.3	6	6	1
26	Boswell	183	7.0	21	3	2
21	Capper	186	8.8	11	6	4
15	Crane	112	7.4	9	5	1
12	Curtis	71	5.9	9	3	
29	East Topeka	135.5	4.6	23	4	2
27	Eisenhower	170.5	6.3	17	8	2
26	Highland Park Junior	182.5	7.0	14	7	5
19	Holliday	141.5	7.4	13	4	2
30	Jardine	237	7.9	19	5	6
19	Landon	124	6.5	12	5	2
22	Roosevelt	191	8.6	12	7	3
18	French	52	2.8	15	3	

1970-71

STAFF	SCHOOL	TOTAL YEARS	AVERAGE YEARS	BS	MS	OVER
56	HPHS	430.5	7.6	31	20	5
86	THS	751.5	8.7	44	30	12
64	TWHS	594	9.2	29	20	15

## 1970-71

STAFF	SCHOOL	TOTAL YEARS	AVERAGE YEARS	BS	MS	OVER
19	Avondale East	230.5	12.1	9	8	2
14	Avondale South West	152	10.8	7	7	
18	Avondale West	186.5	10.3	12	5	1
17	Belvoir	105	6.1	15	2	
19	Bishop	78	4.1	17	2	
12	Central Park	94	7.8	8	3	1
7	Clay	77.5	11.0	4	3	
16	Crestview	193	12.0	9	5	2
13	Gage	169.5	13.0	9	1	3
10	Grant	96.5	9.6	6		4
20	Highland Park Central	148.5	7.4	16	3	1
16	Highland Park North	207	12.9	10	3	3
20	Highland Park South	151	7.5	15	4	1
13	Hudson	72.5	5.5	8	5	
20	Lafayette	149	7.4	15	5	
14	Linn	99	7.0	12	2	
14	Lowman Hill	196	14.0	6	6	2
13	Lundgren	220	16.9	6	7	
19	McCarter	162.5	8.5	9	9	1
15	McClure	127	8.4	11	3	1
16	McEachron	218.5	13.6	8	5	3
8	Monroe	40	5.0	7	1	
11	Parkdale	68.5	6.2	8	3	
8	Polk	130	16.2	7	1	
12	Potwin	222	18.5	8	4	
12	Quincy	119	9.9	9	2	1
7	Quinton Heights	91	13.0	2	5	
16	Randolph	232.5	14.5	9	5	2
10	Rice	130	13.0	9	1	
10	Sheldon	83	8.3	8	2	
18	State Street	212.5	11.8	10	5	3
11	Stout	99	9.0	7	4	
10	Sumner	64.5	6.4	9	1	
13	Whitson	173.5	13.3	6	6	1
26	Boswell	183	7.0	21	3	2
21	Capper	186	8.8	11	6	4
15	Crane	112	7.4	9	5	1
12	Curtis	71	5.9	9	3	
29	East Topeka	135.5	4.6	23	4	2
27	Eisenhower	170.5	6.3	17	8	2
26	Highland Park Junior	182.5	7.0	14	7	5
19	Holliday	141.5	7.4	13	4	2
30	Jardine	237	7.9	19	5	6
19	Landon	124	6.5	12	5	2
22	Roosevelt	191	8.6	12	7	3
18	French	52	2.8	15	3	

1970-71

STAFF	SCHOOL	TOTAL YEARS	AVERAGE YEARS	BS	MS	OVER
56	HPSH	430.5	7.6	31	20	5
86	THS	751.5	8.7	44	30	12
64	TWHS	594	9.2	29	20	15



## 1970-71

STAFF	SCHOOL	TOTAL YEARS	AVERAGE YEARS	BS	MS	OVER
19	Avondale East	230.5	12.1	9	8	2
14	Avondale South West	152	10.8	7	7	
17	Avondale West	186.5	10.9	11	5	1
15	Belvoir	91	6.0	13	2	
19	Bishop	78	4.1	17	2	
12	Central Park	88	7.3	9	2	1
8	Clay	77.5	9.6	5	3	
16	Crestview	193	12.0	9	5	2
13	Gage	169.5	13.0	9	1	3
10	Grant	98.5	9.8	6		4
20	Highland Park Central	142	7.1	17	2	1
16	Highland Park North	215	13.4	10	3	3
20	Highland Park South	151	7.5	15	4	1
13	Hudson	72.5	5.5	8	5	
20	Lafayette	149.5	7.4	15	5	
14	Linn	99	7.0	12	2	
13	Lowman Hill	196	15.0	5	6	2
13	Lundgren	220	16.9	6	7	
19	McCarter	162.5	8.5	9	9	1
15	McClure	128	8.5	11	3	1
17	McEachron	219.5	12.9	9	5	3
8	Monroe	40	5	7	1	
11	Parkdale	67.5	6.1	8	3	
8	Polk	130	16.2	7	1	
12	Potwin	222	18.5	8	4	
12	Quincy	120	10.0	9	2	1
7	Quinton Heights	91	12	2	5	
17	Randolph	225.5	13.2	10	5	2
11	Rice	143	13	10	1	
10	Sheldon	82	8.2	5	3	2
18	State Street	214	11.8	10	5	3
11	Stout	99	9	7	4	
10	Sumner	64.5	6.4	9	1	
13	Whitson	173.5	13.3	6	6	1
26	Boswell	160	6.1	21	3	2
21	Capper	200.5	9.5	12	5	4
15	Crane	112	7.4	9	5	1
12	Curtis	71	5.9	9	3	
31	East Topeka	153.5	4.9	23	4	3
28	Eisenhower	206.5	7.3	17	8	3
26	HPJH	180.5	6.9	14	7	5
19	Holliday	141.5	7.4	12	5	2
31	Jardine	255	8.2	18	6	7
19	Landon	124	6.5	12	5	2
21	Roosevelt	160	7.6	12	6	3
18	French	52	2.8	15	3	

## 1970-71

STAFF	SCHOOL	TOTAL YEARS	AVERAGE YEARS	BS	MS	OVER
57	HPHS	422.5	7.4	33	19	5
86	THS	747.5	8.6	44	30	12
63	TWHS	586	9.3	29	19	15

## 1971-72

STAFF	SCHOOL	TOTAL YEARS	AVERAGE YEARS	BS	MS	OVER
21	Avondale East	236	11.2	11	8	2
13	Avondale South West	162.5	12.5	6	7	
17	Avondale West	165.5	9.7	13	3	1
14	Belvoir	25	1.7	12	2	
19	Bishop	105	5.5	16	2	1
12	Central Park	127	10.5	8	3	1
7	Clay	43.5	6.2	4	2	1
15	Crestview	188	12.5	8	4	3
13	Gage	178	13.6	8	2	3
9	Grant	52	5.7	8		1
19	Highland Park Central	117.5	6.1	16	2	1
16	Highland Park North	186.5	11.6	10	3	3
20	Highland Park South	172.5	8.6	14	5	1
12	Hudson	58.5	4.8	8	4	
19	Lafayette	129	6.7	14	4	1
13	Linn	88	6.7	11	2	
13	Lowman Hill	155	11.9	5	6	2
12	Lundgren	151	12.5	5	7	
17	McCarter	172	10.1	6	10	1
15	McClure	137.5	9.1	10	4	1
17	McEachron	245.5	14.4	6	8	3
6	Monroe	41	6.8	5	1	
11	Parkdale	36	3.2	10	1	
8	Polk	99	12.3	5	2	1
11	Potwin	172.5	15.6	7	4	
12	Quincy	84	7.0	8	3	1
8	Quinton Heights	101.5	12.6	2	6	
16	Randolph	206	12.8	9	6	1
10	Rice	118	11.8	9	1	
10	Sheldon	90.5	9.0	5	3	2
16	State Street	225.5	14.0	8	5	3
10	Stout	111	11.1	4	6	
10	Sumner	68.5	6.8	9	1	
12	Whitson	133	11.0	6	6	
23	Boswell	116.5	5.0	16	6	1
19	Capper	201.5	10.6	10	6	3
17	Crane	117	6.8	13	4	
14	Curtis	86	6.1	10	3	1
31	East Topeka	86	2.7	28	2	1
29	Eisenhower	219	7.5	17	7	5
22	HPJH	74	3.3	16	6	
15	Holliday	123	8.2	9	4	2
32	Jardine	234.5	7.3	22	4	6
21	Landon	177	8.4	11	6	4
19	Roosevelt	179.5	9.4	8	6	5
18	French	46	2.5	15	3	

1971-72

STAFF	SCHOOL	TOTAL YEARS	AVERAGE YEARS	BS	MS	OVER
59	HPHS	433.5	7.3	39	12	8
81	THS	624.5	7.7	43	27	11
64	TWHS	543.0	8.4	33	19	12



## 1972-73

STAFF	SCHOOL	TOTAL YEARS	AVERAGE YEARS	BS	MS	OVER
19	Avondale East	184	9.6	9	8	2
13	Avondale South West	155	11.9	4	7	2
16	Avondale West	157	9.8	12	2	2
13	Belvoir	42.5	3.2	11	2	
19	Bishop	105.5	5.5	14	4	1
11	Central Park	128	11.6	8	2	1
6	Clay	64	10.6	3	1	2
17	Crestview	204.5	12.0	9	5	3
13	Gage	193	14.8	8	2	3
7	Grant	39	5.5	6		1
19	Highland Park Central	149	7.8	15	2	2
15	Highland Park North	126.5	8.4	11	2	2
18	Highland Park South	182	10.1	13	4	1
12	Hudson	71	5.9	7	5	
20	Lafayette	133	6.6	14	5	1
12	Linn	101	8.4	10	1	1
12	Lowman Hill	166.5	13.8	2	8	2
11	Lundgren	159	14.4	3	8	
15	McCarter	182.5	12.1	4	9	2
15	McClure	150.5	10.0	9	5	1
16	McEachron	235.5	14.7	7	7	2
7	Monroe	42	6.0	5	2	
11	Parkdale	43	3.9	8	3	
7	Polk	92	13.1	5	1	1
12	Potwin	184.5	15.3	8	4	
12	Quincy	62	5.1	9	3	
8	Quinton Heights	106	13.2	2	6	
17	Randolph	219.5	12.9	10	6	1
9	Rice	114.5	12.7	8	1	
11	Sheldon	108.5	9.8	6	3	2
15	State Street	216.5	14.4	6	6	3
10	Stout	119	11.9	4	5	1
12	Whitson	150	12.5	6	6	
26	Boswell	135	5.1	18	6	2
19	Capper	169.5	8.9	10	5	4
16	Crane	124	7.7	9	7	
11	Curtis	76	6.9	8	3	
32	East Topeka	94.5	2.9	28	2	2
28	Eisenhower	176.5	6.3	19	6	3
23	Highland Park Junior	92.5	4.0	17	5	1
16	Holliday	140	8.4	10	3	3
31	Jardine	352	11.3	20	6	5
15	Landon	120	8.0	10	3	2
21	Roosevelt	189	9.0	10	5	6
19	French	49	2.5	17	2	

## 1972-73

STAFF	SCHOOL	TOTAL YEARS	AVERAGE YEARS	BS	MS	OVER
57	HPHS	476.5	8.3	32	14	11
82	THS	614.5	7.4	46	24	12
58	TWHS	549	9.4	25	20	13

1973-74

STAFF	SCHOOL	TOTAL YEARS	AVERAGE YEARS	BS	MS	OVER
18	Avondale East	222	12.3	7	8	3
13	Avondale South West	291	22.3	4	7	2
16	Avondale West	143.5	8.9	13	2	1
12	Belvoir	43.5	3.6	10	2	
20	Bishop	127	6.3	14	5	1
11	Central Park	89	8	9	2	
5	Clay	67	13.4	2	1	2
16	Crestview	182	11.3	10	3	3
13	Gage	172.5	13.2	10	1	2
7	Grant	104.5	14.9	5	1	1
17	Highland Park Central	143.5	8.4	15	1	1
17	Highland Park South	156	9.1	12	5	
11	Hudson	66.5	6	7	4	
18	Lafayette	137.5	7.6	13	4	1
11	Linn	94	8.5	9	1	1
11	Lowman Hill	173.5	15.7	2	8	1
11	Lundgren	160	14.5	4	7	
16	McCarter	200.5	12.5	5	9	2
15	McClure	151.5	10.1	9	5	1
18	McEachron	235	13.0	9	9	1
6	Monroe	42.5	7	5	1	
9	Parkdale	47.5	5.2	6	3	
7	Polk	73.5	10.5	5	1	1
11	Potwin	171.5	15.5	8	3	
11	Quincy	73	6.6	6	5	
8	Quinton Heights	111.5	13.9	2	6	
15	Randolph	209	13.9	8	6	1
9	Rice	127	14.1	8	1	
10	Sheldon	109.5	10.9	4	4	2
15	State Street	225.5	15	6	6	3
10	Stout	124.5	12.4	4	5	1
10	Sumner	190.5	19	8	2	
12	Whitson	160.5	13.3	6	6	
27	Boswell	159	5.8	19	6	2
15	Capper	144	9.6	9	4	2
15	Crane	103	6.8	10	5	
12	Curtis	90	7.5	8	3	
25	East Topeka	85	3.4	19	5	1
30	Eisenhower	216.5	7.2	20	6	4
20	French	64.5	3.2	18	2	
24	HPJH	101	4.2	16	7	1
18	Holliday	130.5	7.2	13	3	2
27	Jardine	237	8.7	16	6	5
16	Landon	141	8.8	10	3	3
22	Roosevelt	169.5	7.7	12	6	4

1?

1973-74

STAFF	SCHOOL	TOTAL YEARS	AVERAGE YEARS	BS	MS	OVER
54	HPSH	460.5	8.5	28	15	10
80	THS	621	7.7	45	25	10
59	TWHS	570.5	9.6	24	23	12



1974-75

STAFF	SCHOOL	TOTAL YEARS	AVERAGE YEARS	BS	MS	OVER
17	Avondale East	162	9.5	11	5	1
13	Avondale South West	184	14.1	4	6	3
16	Avondale West	120	7.5	11	4	1
10	Belvoir	49.5	4.9	8	2	
20	Bishop	197	9.8	13	6	1
9	Central Park	80	8.8	7	2	
5	Clay	72	14.4	2	1	2
15	Crestview	205	13.6	9	2	4
12	Gage	121	10	8	2	2
8	Grant	44.5	5.5	4	3	1
17	Highland Park Central	132.5	7.7	15	2	
13	Highland Park North	120	9.2	9	2	2
16	Highland Park South	162	10.1	12	4	
11	Hudson	70.5	6.4	6	5	
19	Lafayette	156	8.2	12	6	1
11	Linn	84.5	7.6	6	4	1
11	Lowman Hill	138.5	12.5	4	6	1
11	Lundgren	197.5	17.9	4	7	
17	McCarter	201.5	11.8	7	8	2
15	McClure	150	10	7	7	1
17	McEachron	217	12.7	9	7	1
8	Monroe	69	8.6	5	2	1
8	Parkdale	53	6.6	5	3	
6	Polk	52	8.6	5	1	
10	Potwin	162.5	16.2	6	4	
10	Quincy	103	10.3	3	7	
7	Quinton Heights	101	14.4	2	5	
15	Randolph	223	14.8	7	7	1
8	Rice	62	7.7	7	1	
9	Sheldon	117	13	1	6	2
15	State Street	268.5	17.9	5	7	3
10	Stout	121.5	12.1	4	5	1
10	Sumner	77	7.7	7	3	
12	Whitson	154.5	12.8	6	6	
26	Boswell	136	5.2	17	7	2
15	Capper	145	9.6	9	3	3
15	Crane	83.5	5.5	11	4	
10	Curtis	79	7.9	7	3	
23	East Topeka	163	7.0	16	7	
30	Eisenhower	255	8.5	19	7	4
22	French	90	4.0	17	4	
23	HPJH	128.5	5.5	13	9	1
14	Holliday	98.5	7.0	10	3	1
26	Jardine	240	9.2	13	8	5
17	Landon	150.5	8.8	10	4	3
19	Roosevelt	160.5	8.4	8	7	4

1974-75

STAFF	SCHOOL	TOTAL YEARS	AVERAGE YEARS	BS	MS	OVER
59	HPSH	473.5	8	31	18	10
82	THS	659	8	45	28	9
59	TWHS	605	10.2	28	19	12

1975-76

OFF	SCHOOL	TOTAL YEARS	AVERAGE YEARS	BS	MS	OVER
	Avondale East	170.5	12.1	9	4	1
	Avondale South West	197	15.1	3	7	3
	Avondale West	126.5	7.9	12	3	1
	Belvoir	46	4.6	8	2	
	Bishop	158	7.4	13	6	1
	Central Park	113	10.2	7	3	1
	Crestview	196	14	5	4	5
	Gage	130	11.8	7	2	2
	Grant	40.5	5	5	1	1
	Highland Park Central	110.5	5.8	19		
	Highland Park North	152	11.6	9	2	2
	Highland Park South	170	10	11	6	
	Hudson	96	8.7	6	5	
	Lafayette	126.5	7	12	5	1
	Linn	89	8	6	4	1
	Lowman Hill	178.5	14.8	5	5	2
	Lundgren	208.5	17.3	4	8	
	McCarter	212	13.2	5	9	2
	McClure	115.5	7.7	6	8	1
	McEachron	191	11.9	9	6	1
	Parkdale	51	6.3	4	4	
	Polk	52	8.6	3	3	
	Potwin	110	11	7	3	
	Quincy	72	8	2	7	
	Quinton Heights	152	19	2	4	2
	Randolph	208	16	4	8	1
	Rice	56	9.3	4	2	
	Sheldon	113.5	16.2		5	2
	State Street	252.5	19.4	4	7	2
	Stout	93.5	10.3	3	6	
	Sumner	86.5	8.6	8	2	
	Whitson	152.5	12.7	6	6	
	Boswell	186.5	6.4	18	10	1
	Capper	211.5	11.7	9	6	3
	East Topeka	127.5	5.3	16	8	
	Eisenhower	224	7.7	22	3	4
	French	97.5	5.3	15	4	
	HPJH	129	5.6	16	6	1
	Holliday	125.5	6.6	14	4	1
	Jardine	271.5	9.6	16	8	4
	Landon	198	11	6	9	3
	Roosevelt	172	9	9	7	3
	HPHS	559	9.4	25	23	10
	THS	684	8.6	42	27	10
	TWHS	618	10.4	26	22	11

1976-77

STAFF	SCHOOL	TOTAL YEARS	AVERAGE YEARS	BS	MS	OVER
13	Avondale East	123.5	9.5	9	3	1
12	Avondale South West	202	16.8	3	6	3
16	Avondale West	122	7.6	10	5	1
10	Belvoir	36	3.6	9	1	
20	Bishop	198.5	9.9	12	7	1
12	Central Park	133	11	8	3	1
13	Crestview	168.5	12.9	8	1	4
12	Gage	120	10	8	2	2
7	Grant	44.5	6.3	5	1	1
18	Highland Park Central	108.5	6	16	2	
13	Highland Park North	163.5	12.5	9	2	2
18	Highland Park South	184	10.2	12	6	
11	Hudson	76.5	6.9	8	3	
17	Lafayette	122	7.1	12	4	1
10	Linn	38	3.8	7	3	
12	Lowman Hill	178	14.8	6	4	2
11	Lundgren	209.5	19	3	8	
19	McCarter	268	14.1	5	12	2
15	McClure	118.5	7.9	6	8	1
17	McEachron	192.5	11.3	10	6	1
8	Parkdale	59	7.3	6	2	
7	Polk	62	8.8	4	3	
10	Potwin	110.5	11	6	4	
9	Quincy	97	10.7	3	5	1
8	Quinton Heights	134	16.7	3	4	1
13	Randolph	224	17.2	4	8	1
7	Rice	61.5	8.7	5	2	
7	Sheldon	108	15.4	1	4	2
13	State Street	261	20	4	7	2
9	Stout	102.5	11.3	3	6	
10	Sumner	96.5	9.6	8	2	
12	Whitson	110	9.1	5	7	
25	Boswell	191	7.6	15	10	
23	East Topeka	136	5.9	13	10	
26	Eisenhower	218	8.3	18	4	4
25	French	203	8.1	17	6	2
22	HPJH	162	7.3	15	6	1
17	Holliday	121	7.1	11	5	1
29	Jardine	270.5	9.3	14	12	3
24	Landon	227.5	9.4	11	8	5
20	Roosevelt	149.5	7.4	11	6	3
58	HPHS	578.5	9.9	27	21	10
79	THS	698	8.8	39	29	11
57	TWHS	667	11.7	23	23	11



## 1977-78

STAFF	SCHOOL	TOTAL YEARS	AVERAGE YEARS	BS	MS	OVER
13	Avondale East	131.5	10.1	7	5	1
10	Avondale South West	154	15.4	3	4	3
14	Avondale West	122.5	8.7	8	5	1
9	Belvoir	33	3.6	8	1	
18	Bishop	208	11.5	10	7	1
12	Central Park	158.5	13.2	11	1	
12	Crestview	181.5	15.1	7	1	4
13	Gage	135	10.3	8	3	2
16	Highland Park Central	104.5	6.5	14	2	
11	Highland Park North	167.5	15.2	7	2	2
17	Highland Park South	183	10.7	12	4	1
11	Hudson	81.5	7.4	8	3	
15	Lafayette	99	6.6	12	3	
19	Linn	50	5	7	3	
11	Lowman Hill	168.5	15.3	5	5	1
10	Lundgren	204.5	20.4	3	7	
19	McCarter	286	15	3	14	2
15	McClure	143	9.5	5	9	1
17	McEachron	169	9.9	10	6	1
8	Parkdale	69.5	8.6	3	5	
8	Polk	68.5	8.5	5	3	
10	Potwin	132.5	13.2	4	6	
14	Quincy	141	10	6	7	1
7	Quinton Heights	137	19.5	2	4	1
12	Randolph	230	19.1	3	8	1
7	Rice	48.5	6.9	4	3	
13	State Street	278	21.3	4	7	2
9	Stout	114.5	12.7	2	7	
9	Sumner	95	10.5	5	4	
13	Whitson	159	12.2	4	8	1
25	Boswell	172.5	6.9	17	8	
21	East Topeka	114	5.4	11	10	
31	Eisenhower	265.5	8.5	19	8	4
26	French	223	8.5	16	7	3
15	HPJH	126	8.4	10	5	
17	Holliday	117.5	6.9	10	6	1
26	Jardine	290.5	11.1	12	11	3
26	Landon	314	12	14	6	6
19	Roosevelt	152	8	12	4	3
57	HPHS	593	10.4	23	25	9
75	THS	740	9.8	37	28	10
58	TWHS	718	12.3	22	25	11

1978-79

STAFF	SCHOOL	TOTAL YEARS	AVERAGE YEARS	BS	MS	OVER
12	Avondale East	94	7.8	7	5	
10	Avondale South West	150	15	3	4	3
14	Avondale West	77	5.5	12	2	
9	Belvoir	47.5	5.2	7	2	
20	Bishop	231.5	11.5	12	7	1
11	Central Park	150.5	13.6	5	5	1
12	Crestview	117.5	14.7	6	2	4
12	Gage	110	9.1	7	4	1
15	Highland Park Central	118	7.8	13	2	
12	Highland Park North	181.5	15.1	7	3	2
15	Highland Park South	121	8	14		1
10	Hudson	75	7.5	8	2	
18	Lafayette	82.5	4.5	15	3	
9	Linn	53	5.8	6	3	
10	Lowman Hill	101.5	10.1	5	5	
10	Lundgren	182.5	18.2	3	7	
19	McCarter	281.5	14.8	3	15	1
15	McClure	167	11.1	6	8	1
14	McEachron	128.5	9.1	8	5	1
8	Polk	76	9.5	5	3	
10	Potwin	142.5	14.2	4	6	
13	Quincy	137	10.5	7	5	1
7	Quinton Heights	80.5	11.5	3	4	
12	Randolph	202	16.8	5	6	1
8	Rice	56	7	5	3	
12	State Street	262	21.8	4	6	2
9	Stout	110.5	12.2	3	6	
10	Sumner	81	8.1	6	4	
14	Whitson	172	12.2	6	7	1
27	Boswell	174.5	6.4	18	9	
17	East Topeka	66	3.8	14	3	
28	Eisenhower	274	9.7	16	8	4
28	French	250.5	8.9	16	8	4
18	HPJH	150	8.3	10	8	
18	Holliday	167	9.2	12	4	2
32	Jardine	345.5	10.7	16	12	4
24	Landon	285.5	11.8	11	7	6
16	Roosevelt	66	4.1	13	3	
54	HPHS	556	10.2	25	21	8
70	THS	756	10.8	34	29	7
61	TWHS	746	12.2	22	29	10

## 1979-80

STAFF	SCHOOL	TOTAL YEARS	AVERAGE YEARS	BS	MS	OVER
11	Avondale East	95	8.6	6	5	
14	Avondale West	84	6	12	2	
7	Belvoir	45	6.4	5	2	
18	Bishop	234.5	13	10	7	1
12	Central Park	183	15.2	5	7	
12	Crestview	178.5	14.8	6	3	3
13	Gage	127	9.7	8	4	1
17	Highland Park Central	127	7.3	14	3	
10	Highland Park North	124.5	12.4	6	2	2
13	Highland Park South	79.5	6.1	13		
9	Hudson	71.9	7.9	7	2	
17	Lafayette	78	4.5	14	3	
8	Linn	49.5	6.1	5	3	
11	Lowman Hill	112.5	10.2	6	5	
11	Lundgren	149.5	13.5	6	4	1
18	McCarter	251.5	13.9	3	14	1
14	McClure	176.5	12.6	6	7	1
13	McEachron	133	10.5	7	5	1
11	Potwin	164.5	14.9	4	7	
14	Quincy	152	10.8	8	5	1
9	Quinton Heights	114.5	12.7	4	5	
13	Randolph	222	17	6	6	1
7	Rice	54	7.7	4	3	
10	Shaner	160	16	3	4	3
12	State Street	260	21.6	5	5	2
8	Stout	114.5	14.3	3	5	
10	Sumner	91.5	9.1	5	5	
13	Whitson	127	9.7	8	5	
24	Boswell	169	7	18	6	
17	East Topeka	64.5	3.7	14	3	
26	Eisenhower	236.5	9	15	9	2
28	French	231.5	8.2	17	9	2
19	HPJH	123	6.4	12	7	
18	Holliday	199.5	11	13	3	2
26	Jardine	348.5	13.4	9	13	4
26	Landon	273	10.5	14	7	5
18	Roosevelt	133.5	7.4	12	5	1
46	HPHS	442	9.6	24	14	8
60	THS	702.5	11.7	29	23	8
60	TWHS	577	9.6	26	26	8

## 1980-81

STAFF	SCHOOL	TOTAL YEARS	AVERAGE YEARS	BS	MS	OVER
63	Highland Park High	660.00	10.62	36	27	
73	Topeka High	963.50	13.20	33	38	2
73	Topeka West	927.50	12.71	35	33	5
21	Chase	255.50	12.17	14	7	
20	Eisenhower	185.50	9.28	12	8	
19	French	213.00	11.21	9	10	
20	Jardine	210.50	10.53	10	10	
16	Landon	144.00	9.00	12	4	
21	Robinson	163.00	7.77	17	4	
11	Avondale East	92.00	8.37	6	5	
11	Avondale West	74.00	6.37	10	1	
7	Belvoir	48.00	6.86	5	2	
16	Bishop	214.50	13.41	8	8	
12	Crestview	183.50	15.30	5	7	
12	Gage	140.00	11.67	6	6	
14	Highland Park Central	144.50	10.33	9	5	
10	Highland Park North	142.50	14.25	5	5	
12	Highland Park South	51.50	4.30	12		
9	Hudson	100.00	11.12	7	2	
14	Lafayette	82.50	5.86	11	3	
10	Linn	58.00	5.80	7	3	
11	Lowman Hill	101.00	9.19	5	6	
10	Lundgren	129.50	12.95	4	6	
16	McCarter	230.00	14.38	3	13	
15	McClure	178.50	11.90	7	8	
13	McEachron	155.00	11.93	6	6	
10	Potwin	155.50	15.55	3	7	
12	Quincy	137.00	11.42	7	5	
9	Quinton Heights	125.50	13.95	4	5	
15	Randolph	243.00	16.20	7	8	
6	Rice	55.50	9.25	4	2	
10	Shaner	140.00	14.00	5	5	
13	State Street	283.50	21.81	5	8	
12	Stout	188.50	15.71	5	7	
10	Sumner	100.50	10.05	5	5	
13	Whitson	152.00	11.70	7	6	





Attached hereto is the response of Unified School District No. 501 to subparts p, q, & r of Interrogatory No. 9, which was prepared under the direction and supervision of Frank Ybarra, General Director of Personnel, with the assistance of Anthony Vargas, Director of Classified Personnel; Bette Gies and Cheryl Thompson, Records Clerks; and Phyllis Binkley, Secretary.

To the extent that the School District was able to reconstruct information sought, it has been provided. Records were not available to develop answers for every school year. For example, the School District has been unable to identify any records from which information could be provided for the 1950-51 school year. In addition, information regarding racial make-up of School District personnel was not systematically recorded until the beginning of the 1970-71 school year.

In answer to Interrogatory No. 9 q & r, regarding the teaching experience and the educational achievement of the faculty, the School District has identified the total number of staff positions assigned to each school. The term "staff" includes not only self-contained classroom teachers, but also the following certified personnel: special education teachers, reading teachers, music teachers, librarians, counselors, principals and assistant principals, physical education teachers, Follow Through and Head Start teachers, and nurses.

It should also be noted that a teacher of the School District would be credited for prior teaching experience with another school district to a limit of eight (8) prior years experience. Any additional years of teaching experience with another school district was not recorded.

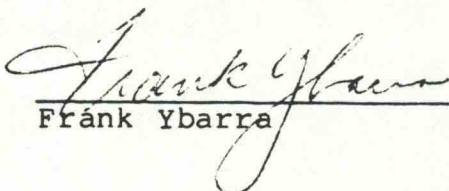
V E R I F I C A T I O N


STATE OF KANSAS        )  
                                  )     ss:  
COUNTY OF SHAWNEE    )

The undersigned, of lawful age, being first duly sworn upon his oath, deposes and states:


That he is General Director of Personnel for Unified School District No. 501, that he has read the answer to Interrogatory No. 9 [p, q & r] of Intervening Plaintiffs' Interrogatories-- First Set which was prepared under his general direction and supervision and such answer is true and correct to the best of his knowledge and belief.

Further affiant saith not.

  
\_\_\_\_\_  
Fránk Ybarra




Subscribed and sworn to before me this 10 day of June,

  
\_\_\_\_\_  
Notary Public

my appointment expires:  
\_\_\_\_\_.

C E R T I F I C A T E   O F   S E R V I C E

The undersigned hereby certifies that a true and correct copy of the above and foregoing ANSWER OF UNIFIED SCHOOL DISTRICT NO. 501 TO PLAINTIFF-INTERVENORS' INTERROGATORY NO. 9 [p, q & r] OF THE FIRST SET was served upon attorneys for Intervening Plaintiffs by depositing same in the United States mail, first class postage prepaid, this 13 day of June, 1983, addressed to Richard Jones, 605 S.E. Quincy, Suite 1, Topeka, Kansas 66603.

  
\_\_\_\_\_  
K. Gary Sebelius  
of Eidson, Lewis, Porter & Haynes  
1300 Merchants National Bank Bldg.  
Topeka, Kansas 66612  
(913) 233-2332

Attorneys for Unified  
School District No. 501