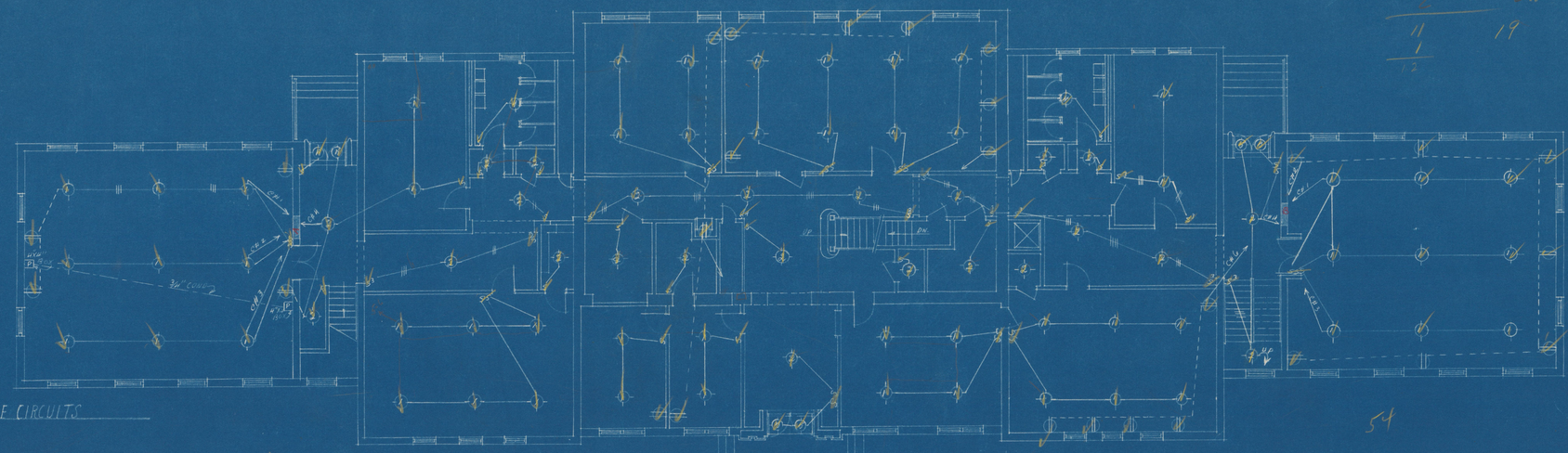

FIRST FLOOR PLAN
SCALE 1/8" = 1'-0"

NOTE 1
USE EXISTING CIRCUITS WHERE CIRCUIT RUNS ARE NOT INDICATED.

RISER — FOR FEEDERS AND RANGE CIRCUITS

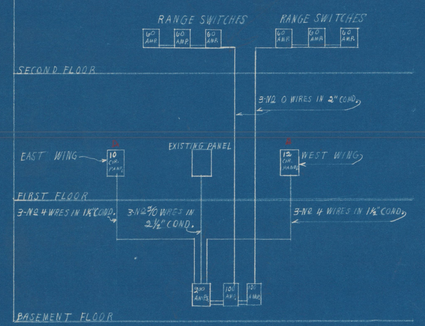

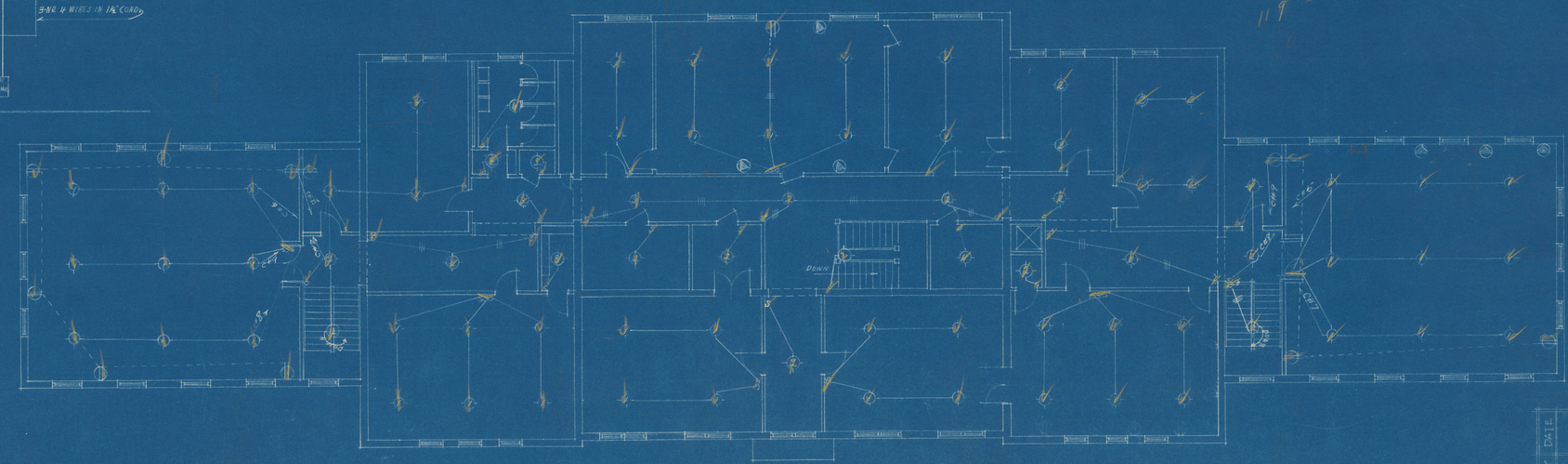

SECOND FLOOR PLAN
SCALE 1/8" = 1'-0"

KEY OF ELECTRICAL SYMBOLS

- CEILING OUTLET
- CONVIECE OUTLET RECEPTACLE
- RANGE OUTLET RECEPTACLE
- PROJECTOR CABLE OUTLET
- S SINGLE POLE SWITCH
- S^3 THREE-WAY SWITCH
- S^4 FOUR-WAY SWITCH
- LIGHT AND SWITCH LINES
- CONVIENCE OUTLET CIRCUITS

REVISIONS | BY | DATE

STATE OF ALABAMA
EDWARD G. MILLER
192
TUSKEGEE INSTITUTE, ALABAMA
REGISTERED ARCHITECT

PROPOSED ADDITION TO
HOME ECONOMICS BUILD'G
TUSKEGEE INSTITUTE, ALABAMA

FIRST & SECOND FL. PLANS

ELECTRICAL LAYOUTS

EDWARD G. MILLER : ARCHITECT
TUSKEGEE INSTITUTE, ALA.

DRAWN BY: G.R.T.
TRACED BY:
CH'K'D BY:
APPROVED BY: E. Miller
DATE: Oct. 24, 1947

DRAW'G No. E-1