

IN THE UNITED STATES DISTRICT COURT  
FOR THE DISTRICT OF KANSAS

OLIVER BROWN, et al., )  
Plaintiff, )  
and )  
CHARLES and KIMBERLY SMITH, )  
minor children, by their mother )  
and next friend, LINDA BROWN )  
SMITH, et al., )  
Intervening )  
Plaintiffs, )  
vs. ) No. T-316  
BOARD OF EDUCATION OF TOPEKA, )  
SHAWNEE COUNTY, KANSAS, )  
et al., )  
Defendants. )

---

**RESPONSE OF UNIFIED SCHOOL DISTRICT NO. 501  
TO PLAINTIFF-INTERVENORS' INTERROGATORY NOS. 4 AND 5  
OF THE SECOND SET AS MODIFIED BY AGREEMENT**

4. State the number of full-time classroom teachers and the total annual salaries paid to those teachers for each school [during the 1979-80 through 1983-84 school years].

and

5. State the number of full-time administrators and the total annual salaries paid to them for each school year [during the 1979-80 through 1983-84 school years].

ANSWER:

Pursuant to the discussions and agreement of counsel for intervening plaintiffs and Unified School District No. 501, attached hereto is the response of Unified School District No. 501 to Interrogatory Nos. 4 and 5 of the second set covering the last five school years, 1979-80 through 1983-84.

VERIFICATION

STATE OF KANSAS )  
 )  
COUNTY OF SHAWNEE ) ss:

The undersigned, of lawful age, being first duly sworn upon his oath, deposes and states:

That he is General Director of Personnel Services of Unified School District No. 501, that he has read the foregoing response of the school district to Interrogatory Nos. 4 and 5 of Intervening Plaintiff's Interrogatories--Second Set which was prepared under his general direction and supervision and such response is true and correct to the best of his knowledge and belief.

Further affiant saith not.

*Frank Ybarra*  
\_\_\_\_\_  
FRANK YBARRA

Subscribed and sworn to before me this 18<sup>th</sup> day of July, 1984.

*Jeanine M. Sova*  
\_\_\_\_\_  
NOTARY PUBLIC



CERTIFICATE OF SERVICE

The undersigned hereby certifies that a true and correct copy of the above and foregoing RESPONSE OF UNIFIED SCHOOL DISTRICT NO. 501 TO PLAINTIFF-INTERVENORS' INTERROGATORY NOS. 4 AND 5 OF THE SECOND SET AS MODIFIED BY AGREEMENT was served by placing same in the United States mail, first class postage prepaid, this 18<sup>th</sup> day of July, 1984, to attorneys for Intervening Plaintiffs by serving: Christopher A. Hansen, American Civil Liberties Union Foundation, 132 West 43rd Street, New York, N.Y. 10036.

*K. Gary Sebelius*  
\_\_\_\_\_  
K. Gary Sebelius  
EIDSON, LEWIS, PORTER & HAYNES  
1300 Merchants National Bank Bldg.  
Topeka, KS 66612 (913)233-2332

Attorneys for Unified  
School District No. 501

TOPEKA PUBLIC SCHOOLS  
UNIFIED SCHOOL DISTRICT 501

Distribution of Certified Staff

for period

1979-80 through 1983-84

IDENTIFICATION of SCHOOLS  
TOPEKA PUBLIC SCHOOLS  
UNIFIED SCHOOL DISTRICT 501

High Schools

Highland Park High School	HPH
Topeka High School	THS
Topeka West High School	TWH

Middle Schools

Boswell Middle School	Bos
Chase Middle School	Cha
East Topeka Middle School	ETM
Eisenhower Middle School	Eis
French Middle School	Fre
Highland Park Middle School	HPM
Holliday Middle School	Hol
Jardine Middle School	Jar
Landon Middle School	Lan
Robinson Middle School	Rob
Roosevelt Middle School	Roos

Elementary Schools

Avondale East Elementary School	AE
Avondale West Elementary School	AW
Belvoir Elementary School	Bel
Bishop Elementary School	Bis
Central Park Elementary School	CP
Crestview Elementary School	Cre
Gage Elementary School	Ga
Highland Park Central Elementary School	HPC
Highland Park North Elementary School	HPN
Highland Park South Elementary School	HPS
Hudson Elementary School	Hud
Lafayette Elementary School	Laf
Linn Elementary School	Lin
Lowman Hill Elementary School	Lo Hi
Lundgren Elementary School	Lun
McCarter Elementary School	McCa
McClure Elementary School	McCl
McEachron Elementary School	McEa
Potwin Elementary School	Pot
Quincy Elementary School	Qui
Quinton Heights Elementary School	Q Hts
Randolph Elementary School	Ran
Rice Elementary School	Rice
Shaner Elementary School	Sha
State Street Elementary School	Sta St
Stout Elementary School	Sto
Sumner Elementary School	Sum
Whitson Elementary School	Whi
Capital City Schools	CC

HIGHLAND PARK HIGH  
1979-80  
Administration

ID#	FTE	Total Salary
HPH A1	1.0	\$32,150
HPH A2	1.0	27,297
HPH A3	1.0	24,850
HPH A4	1.0	18,750
HPH A5	1.0	20,697
HPH A6	1.0	22,438

Teachers

HPH T1	1.0		\$11,514
HPH T2	.6	Roos .4	10,472
HPH T3	1.0		11,817
HPH T4	1.0		11,188
HPH T5	.4	HPM .6	17,129
HPH T6	1.0		10,472
HPH T7	1.0		14,518
HPH T8	1.0		18,738
HPH T9	1.0		13,094
HPH T10	1.0		18,647
HPH T11	1.0		19,359
HPH T12	1.0		11,250
HPH T13	1.0		13,431
HPH T14	1.0		10,472
HPH T15	1.0		14,334
HPH T16	.2	TWH .8	14,929
HPH T17	1.0		10,239
HPH T18	1.0		18,100
HPH T19	1.0		15,192
HPH T20	1.0		12,539
HPH T21	1.0		10,228
HPH T22	.4	Part-time	5,807
HPH T23	1.0		18,351
HPH T24	1.0		17,016
HPH T25	1.0		14,106
HPH T26	1.0		18,980
HPH T27	1.0		12,632
HPH T28	1.0		17,145
HPH T29	1.0		15,596
HPH T30	1.0		11,678
HPH T31	1.0		12,865
HPH T32	1.0		14,421
HPH T33	1.0		10,791
HPH T34	1.0		10,761
HPH T35	1.0		13,026

ID#	FTE		Total Salary
HPH T36	.2	THS .8	\$16,136
HPH T37	.6	Part-time	6,203
HPH T38	1.0		13,268
HPH T39	1.0		14,130
HPH T40	1.0		12,329
HPH T41	.4	THS .6	11,482
HPH T42	.6	HPM .4	12,264
HPH T43	1.0		17,282
HPH T44	1.0		19,476
HPH T45	.6	ETM .4	14,078
HPH T46	.6	Part-time	9,038
HPH T47	1.0		13,259
HPH T48	1.0		12,184
HPH T49	1.0		11,391
HPH T50	1.0		14,403
HPH T51	1.0		14,248
HPH T52	1.0		16,054
HPH T53	.6	Part-time	7,649
HPH T54	.6	Part-time	7,021
HPH T55	.6	Eis .4	13,072
HPH T56	1.0		13,008
HPH T57	1.0		10,793
HPH T58	1.0		11,832
HPH T59	1.0		12,384
HPH T60	1.0		14,787
HPH T61	1.0		17,286
HPH T62	1.0		10,239
HPH T63	1.0		12,748
HPH T64	1.0		19,009
HPH T65	1.0		13,961
HPH T66	1.0		10,379
HPH T67	1.0		10,339

Nurses

HPH NT	1.0		\$11,482
--------	-----	--	----------

TOPEKA HIGH  
1979-80  
Administration

ID#	FTE	Total Salary
THS A1	1.0	\$31,550
THS A2	1.0	25,387
THS A3	1.0	22,310
THS A4	1.0	24,540
THS A5	1.0	23,124
THS A6	1.0	22,610

Teachers

THS T1	.6	Ho1 .4	\$12,505
THS T2	1.0		11,803
THS T3	1.0		14,255
THS T4	1.0		13,481
THS T5	1.0		16,109
THS T6	1.0		12,539
THS T7	1.0		18,911
THS T8	1.0		12,478
THS T9	1.0		18,895
THS T10	1.0		14,725
THS T11	1.0		14,721
THS T12	1.0		14,659
THS T13	1.0		16,136
THS T14	1.0		11,928
THS T15	1.0		12,998
THS T16	1.0		13,732
THS T17	1.0		12,141
THS T18	1.0		13,308
THS T19	1.0		10,420
THS T20	1.0		14,639
THS T21	1.0		15,387
THS T22	1.0		12,003
THS T23	1.0		12,039
THS T24	1.0		10,874
THS T25	1.0		17,953
THS T26	1.0		17,922
THS T27	1.0		12,159
THS T28	.2	Bos .2, Ho1 .2, Pot .2, Ran .2	16,283
THS T29	1.0		12,107
THS T30	1.0		14,096
THS T31	1.0		12,284
THS T32	1.0		18,851
THS T33	1.0		13,000
THS T34	1.0		12,637
THS T35	1.0		15,579

ID#	FTE		Total Salary
THS T36	.8	Roos .2	\$17,300
THS T37	1.0		13,228
THS T38	1.0		15,443
THS T39	1.0		15,263
THS T40	.8	HPH .2	16,136
THS T41	1.0		17,430
THS T42	1.0		12,316
THS T43	1.0		10,563
THS T44	.4	Jar .4, Fre .2	13,801
THS T45	1.0		12,981
THS T46	.6	HPH .4	11,482
THS T47	1.0		14,255
THS T48	1.0		17,102
THS T49	1.0		13,436
THS T50	1.0		12,486
THS T51	1.0		12,154
THS T52	1.0		18,080
THS T53	1.0		11,703
THS T54	1.0		10,879
THS T55	1.0		20,141
THS T56	1.0		17,734
THS T57	1.0		17,566
THS T58	1.0		12,478
THS T59	1.0		15,178
THS T60	1.0		13,079
THS T61	1.0		16,109
THS T62	1.0		11,107
THS T63	1.0		13,413
THS T64	1.0		12,757
THS T65	1.0		17,016
THS T66	1.0		17,286
THS T67	1.0		17,953
THS T68	1.0		17,450
THS T69	1.0		13,687
THS T70	1.0		12,284
THS T71	1.0		10,551
THS T72	1.0		11,275
THS T73	1.0		14,321
THS T74	1.0		13,137
THS T75	1.0		12,184

Nurses

THS N1	1.0		\$14,096
--------	-----	--	----------



TOPEKA WEST HIGH  
1979-80  
Administration

ID#	FTE	Total Salary
TWH A1	1.0	\$31,672
TWH A2	1.0	25,997
TWH A3	1.0	23,197
TWH A4	1.0	19,997
TWH A5	1.0	19,822
TWH A6	1.0	23,219

Teachers

TWH T1	1.0		\$12,216
TWH T2	1.0		14,288
TWH T3	1.0		14,162
TWH T4	.4	Jar .6	10,239
TWH T5	1.0		16,936
TWH T6	1.0		11,551
TWH T7	1.0		16,344
TWH T8	1.0		10,642
TWH T9	1.0		15,327
TWH T10	1.0		11,855
TWH T11	1.0		16,816
TWH T12	1.0		17,468
TWH T13	1.0		11,112
TWH T14	1.0		17,145
TWH T15	.6	Jar .4	12,584
TWH T16	.8	HPH .2	14,929
TWH T17	1.0		10,593
TWH T18	1.0		12,280
TWH T19	.4	Jar .6	13,536
TWH T20	1.0		18,025
TWH T21	1.0		15,057
TWH T22	1.0		17,145
TWH T23	1.0		15,263
TWH T24	1.0		18,980
TWH T25	1.0		17,286
TWH T26	1.0		12,392
TWH T27	1.0		16,975
TWH T28	1.0		15,656
TWH T29	1.0		11,519
TWH T30	.2	Ho1 .4, Lan .4	10,672
TWH T31	1.0		11,319
TWH T32	1.0		12,284
TWH T33	1.0		12,453
TWH T34	1.0		15,610
TWH T35	1.0		17,968

ID#	FTE	Total Salary
TWH T36	1.0	10,570
TWH T37	1.0	11,929
TWH T38	1.0	12,440
TWH T39	1.0	17,016
TWH T40	1.0	12,484
TWH T41	1.0	11,864
TWH T42	1.0	10,734
TWH T43	.6 Sp. Assmt. .4	13,336
TWH T44	1.0	18,206
TWH T45	1.0	12,880
TWH T46	.6 Bos .4	12,478
TWH T47	1.0	14,248
TWH T48	1.0	16,875
TWH T49	1.0	11,542
TWH T50	1.0	12,820
TWH T51	1.0	16,936
TWH T52	1.0	17,837
TWH T53	1.0	12,985
TWH T54	1.0	18,081
TWH T55	1.0	15,596
TWH T56	1.0	17,355
TWH T57	1.0	18,610
TWH T58	1.0	17,066
TWH T59	1.0	16,049
TWH T60	1.0	17,359
TWH T61	1.0	11,289
TWH T62	1.0	12,696
TWH T63	1.0	20,323
TWH T64	1.0	13,641
TWH T65	1.0	12,748
TWH T66	1.0	9,514
TWH T67	1.0	16,675
TWH T68	1.0	14,302
TWH T69	1.0	15,788
TWH T70	1.0	12,641
TWH T71	.4 Lan .6	11,310
TWH T72	1.0	17,484
TWH T73	1.0	17,030

Nurses

TWH N1	1.0	\$ 9,936
--------	-----	----------

BOSWELL MIDDLE SCHOOL  
1979-80  
Administration

ID#	FTE	Total Salary
Bos A1	1.0	\$22,750
Bos A2	1.0	20,697

Teachers

Bos T1	1.0		\$13,281
Bos T2	1.0		11,382
Bos T3	1.0		12,630
Bos T4	1.0		11,594
Bos T5	.2	ETM .6, Eis .2	13,446
Bos T6	1.0		12,478
Bos T7	1.0		10,472
Bos T8	1.0		11,979
Bos T9	1.0		12,110
Bos T10	1.0		10,472
Bos T11	.6	Roos .4	13,990
Bos T12	.2	THS .2, Hol .2, Pot .2, Ran .2	16,283
Bos T13	1.0		13,820
Bos T14	1.0		12,847
Bos T15	1.0		15,168
Bos T16	1.0		16,136
Bos T17	1.0		11,314
Bos T18	1.0		15,452
Bos T19	1.0		10,551
Bos T20	1.0		11,000
Bos T21	1.0		12,876
Bos T22	1.0		12,026
Bos T23	.4	TWH .6	12,478
Bos T24	1.0		10,239
Bos T25	1.0		16,666
Bos T26	.5	Part-time	5,711
Bos T27	1.0		10,578
Bos T28	1.0		12,701
Bos T29	1.0		12,184
Bos T30	.6	HPM .4	14,629

ID#	FTE	Total Salary
Bos T31	1.0	\$14,231
Bos T32	.2 Jar .8	10,551
Bos T33	1.0	11,898
Bos T34	1.0	12,075
Bos T35	1.0	17,239

Nurses

Bos N1	.3 Sha .3, Lo Hi .3, Sp. Assmt. .1	\$10,518
--------	------------------------------------	----------

EAST TOPEKA MIDDLE SCHOOL  
1979-80  
Administration

ID#	FTE	Total Salary
ETM A1	1.0	\$22,447
ETM A2	1.0	21,497

Teachers

ETM T1	1.0		\$10,679
ETM T2	1.0		10,338
ETM T3	.6	Bos .2, Eis .2	13,446
ETM T4	1.0		11,703
ETM T5	1.0		11,532
ETM T6	1.0		11,873
ETM T7	1.0		11,927
ETM T8	.5	HPM .5	11,482
ETM T9	1.0		13,517
ETM T10	1.0		11,112
ETM T11	1.0		12,563
ETM T12	1.0		12,478
ETM T13	1.0		10,679
ETM T14	.6	Hol .4	17,286
ETM T15	.4	HPH .6	14,078
ETM T16	.7	Part-time	7,237
ETM T17	.2	Hol .6, Sta St .2	10,338
ETM T18	1.0		10,663
ETM T19	.9	Part-time	12,195
ETM T20	1.0		10,239
ETM T21	1.0		10,338
ETM T22	.6	Part-time	6,203
ETM T23	1.0		10,472
ETM T24	1.0		15,003
ETM T25	1.0		12,452
ETM T26	1.0		11,762
ETM T27	1.0		12,331

Nurses

ETM N1	.3	HPC .4, HPN .3	\$11,502
--------	----	----------------	----------

EISENHOWER MIDDLE SCHOOL  
1979-80  
Administration

ID#	FTE	Total Salary
Eis A1	1.0	\$23,072

Teachers

Eis T1	1.0	\$16,405
Eis T2	1.0	15,596
Eis T3	.2 Bos .2, ETM .6	13,446
Eis T4	1.0	12,276
Eis T5	1.0	11,423

Eis T6	1.0	12,368
Eis T7	1.0	14,081
Eis T8	1.0	10,868
Eis T9	1.0	17,286
Eis T10	1.0	12,415

Eis T11	1.0	10,338
Eis T12	.8 Roos .2	11,275
Eis T13	1.0	11,682
Eis T14	1.0	10,679
Eis T15	1.0	14,324

Eis T16	.2 Sp. Assmt. .8	25,701
Eis T17	1.0	14,204
Eis T18	1.0	15,327
Eis T19	1.0	15,330
Eis T20	1.0	14,995

Eis T21	1.0	10,186
Eis T22	1.0	10,793
Eis T23	1.0	14,518
Eis T24	.4 HPH .6	13,072
Eis T25	1.0	10,579

Eis T26	1.0	13,550
Eis T27	1.0	12,276
Eis T28	1.0	11,803
Eis T29	1.0	11,694
Eis T30	1.0	16,816

Eis T31	1.0	15,840
Eis T32	1.0	11,810
Eis T33	1.0	11,982
Eis T34	1.0	11,593
Eis T35	1.0	19,605

Eis T36	1.0	17,586
---------	-----	--------

Nurses

Eis N1	.4 Bel .3, Hud .3	\$11,232
--------	-------------------	----------

FRENCH MIDDLE SCHOOL  
1979-80  
Administration

ID#	FTE	Total Salary
Fre A1	1.0	\$25,775

Teachers

Fre T1	.5	Part-time	\$ 5,905
Fre T2	1.0		12,276
Fre T3	1.0		12,276
Fre T4	1.0		13,187
Fre T5	1.0		12,284
Fre T6	1.0		13,295
Fre T7	1.0		13,079
Fre T8	1.0		12,457
Fre T9	1.0		14,784
Fre T10	1.0		15,091
Fre T11	1.0		13,091
Fre T12	1.0		11,696
Fre T13	1.0		13,291
Fre T14	1.0		12,106
Fre T15	1.0		16,816
Fre T16	1.0		11,770
Fre T17	1.0		10,768
Fre T18	1.0		10,793
Fre T19	.2	THS .4, Jar .4	13,801
Fre T20	1.0		10,472
Fre T21	1.0		18,793
Fre T22	1.0		14,518
Fre T23	1.0		13,796
Fre T24	1.0		12,039
Fre T25	1.0		15,327
Fre T26	.5	Q. Hts. .5	17,386
Fre T27	1.0		15,738
Fre T28	1.0		10,239
Fre T29	1.0		11,482
Fre T30	1.0		17,763
Fre T31	1.0		11,227
Fre T32	.2	Rice .6, Part-time	10,845
Fre T33	1.0		17,145
Fre T34	1.0		11,104
Fre T35	1.0		15,879

Nurses

Fre N1	.4	HPM .3, Bis .3	\$ 9,570
--------	----	----------------	----------

HIGHLAND PARK MIDDLE SCHOOL  
1979-80  
Administration

ID#	FTE	Total Salary
HPM A1	1.0	\$20,052

Teachers

HPM T1	1.0		\$11,914
HPM T2	1.0		11,275
HPM T3	1.0		15,057
HPM T4	.6	HPH .4	17,129
HPM T5	1.0		18,035
HPM T6	1.0		15,866
HPM T7	1.0		12,177
HPM T8	1.0		11,127
HPM T9	1.0		16,675
HPM T10	1.0		11,000
HPM T11	.5	ETM .5	11,482
HPM T12	1.0		10,579
HPM T13	1.0		11,553
HPM T14	1.0		12,394
HPM T15	1.0		12,505
HPM T16	1.0		11,141
HPM T17	1.0		11,519
HPM T18	.7	Part-time	7,405
HPM T19	.4	HPH .6	12,264
HPM T20	1.0		10,634
HPM T21	1.0		14,054
HPM T22	1.0		12,326
HPM T23	1.0		11,803
HPM T24	1.0		14,899
HPM T25	.4	Bos .6	14,629
HPM T26	.6	Roos .4	10,768
HPM T27	1.0		12,584

Nurses

HPM N1	.3	Fre .4, Bis .3	\$ 9,570
--------	----	----------------	----------



HOLLIDAY MIDDLE SCHOOL  
1979-80  
Administration

ID#	FTE	Total Salary
Ho1 A1	1.0	\$26,572

Teachers

Ho1 T1	.4	THS .6	\$12,505
Ho1 T2	1.0		15,063
Ho1 T3	1.0		18,042
Ho1 T4	1.0		15,208
Ho1 T5	1.0		12,179
Ho1 T6	1.0		14,794
Ho1 T7	1.0		12,301
Ho1 T8	1.0		17,175
Ho1 T9	1.0		11,107
Ho1 T10	.4	Sp. Assmt. .6	23,797
Ho1 T11	1.0		18,086
Ho1 T12	1.0		11,294
Ho1 T13	.2	THS .2, Bos .2, Pot .2, Ran .2	16,283
Ho1 T14	1.0		15,063
Ho1 T15	1.0		13,089
Ho1 T16	.4	TWH .2, Lan .4	10,672
Ho1 T17	1.0		10,472
Ho1 T18	1.0		12,186
Ho1 T19	.4	ETM .6	17,286
Ho1 T20	1.0		14,912
Ho1 T21	.6	ETM .2, Sta St .2	10,338
Ho1 T22	.4	Jar .6	15,468
Ho1 T23	1.0		12,751
Ho1 T24	1.0		11,107
Ho1 T25	1.0		12,698
Ho1 T26	.4	Sp. Assmt. .6	20,497
Ho1 T27	1.0		12,183
Ho1 T28	.4	Sp. Assmt. .6	21,894
Ho1 T29	1.0		13,230
Ho1 T30	1.0		16,945

Nurses

Ho1 N1	.2	Lun .2, Rice .3, Sta St .3	\$10,382
--------	----	-------------------------------	----------

JARDINE MIDDLE SCHOOL  
1979-80  
Administration

ID#	FTE	Total Salary
Jar A1	1.0	\$26,450

Teachers

Jar T1	1.0		\$17,945
Jar T2	.6	TWH .4	10,239
Jar T3	1.0		10,579
Jar T4	1.0		13,281
Jar T5	1.0		13,133
Jar T6	.4	TWH .6	12,584
Jar T7	1.0		12,505
Jar T8	1.0		13,603
Jar T9	1.0		11,375
Jar T10	1.0		12,685
Jar T11	.6	TWH .4	13,536
Jar T12	1.0		12,284
Jar T13	1.0		13,281
Jar T14	1.0		14,205
Jar T15	.8	Lan .2	15,001
Jar T16	1.0		11,518
Jar T17	1.0		11,275
Jar T18	1.0		15,063
Jar T19	.4	THS .4, Fre .2	13,801
Jar T20	1.0		11,694
Jar T21	1.0		17,392
Jar T22	1.0		16,136
Jar T23	1.0		15,327
Jar T24	1.0		15,063
Jar T25	1.0		15,373
Jar T26	1.0		15,866
Jar T27	1.0		17,548
Jar T28	1.0		12,676
Jar T29	1.0		17,286
Jar T30	1.0		17,145
Jar T31	1.0		11,319
Jar T32	.4	Sp. Assmt. .6	20,834
Jar T33	.6	Ho1 .4	15,468
Jar T34	.4	Sp. Assmt. .6	23,850
Jar T35	1.0		16,258

BISHOP ELEMENTARY  
1979-80  
Administration

ID#	FTE	Total Salary
Bis A1	1.0	\$25,072

Teachers

Bis T1	1.0	\$12,478
Bis T2	1.0	12,276
Bis T3	1.0	12,344
Bis T4	1.0	14,359
Bis T5	.3 AW .2, McCa .2, McEa .3	12,869

Bis T6	1.0	18,368
Bis T7	1.0	14,573
Bis T8	1.0	14,255
Bis T9	1.0	16,717
Bis T10	1.0	12,505

Bis T11	1.0	11,107
Bis T12	1.0	12,378
Bis T13	1.0	17,145
Bis T14	.5 McCa .5	16,436
Bis T15	1.0	17,286

Bis T16	1.0	11,107
Bis T17	1.0	15,327
Bis T18	1.0	11,482
Bis T19	.2 AW .2, McCa .2, McEa .2, Sto .2	11,924

Bis T20	1.0	13,181
---------	-----	--------

Bis T21	1.0	12,979
Bis T22	1.0	13,281
Bis T23	.5 Ran .5	13,914
Bis T24	.5 Part-time	5,655
Bis T25	1.0	13,031

Bis T26	1.0	12,074
---------	-----	--------

Nurses

Bis N1	.3 Fre .4, HPM .3	\$ 9,570
--------	-------------------	----------

CENTRAL PARK ELEMENTARY  
1979-80  
Administration

ID#	FTE	Total Salary
CP A1	1.0	\$24,437

Teachers

CP T1	.8	Sto .2	\$10,634
CP T2	.5	Pot .5	12,062
CP T3	.5	Ran .5	11,200
CP T4	1.0		10,637
CP T5	1.0		15,263
CP T6	1.0		15,231
CP T7	1.0		16,875
CP T8	.5	Part-time	6,775
CP T9	1.0		17,145
CP T10	.2	Cre .2, Lin .2, Qui .2, Q. Hts. .2	12,600
CP T11	1.0		12,478
CP T12	1.0		15,057
CP T13	.5	Sum .5	12,498
CP T14	1.0		12,276
CP T15	.5	Sp. Assmt. .5	15,063
CP T16	1.0		10,360
CP T17	1.0		11,694
CP T18	1.0		10,239
CP T19	1.0		17,145
CP T20	1.0		14,518
CP T21	1.0		11,803
CP T22	1.0		12,184
CP T23	1.0		11,803

Nurses

CP N1	.3	Sp. Assmt. .3, Part-time	\$ 6,350
-------	----	-----------------------------	----------

CRESTVIEW ELEMENTARY  
1979-80  
Administration

ID#	FTE	Total Salary
Cre A1	1.0	\$22,115

Teachers

Cre T1	1.0	\$12,371
Cre T2	1.0	12,074
Cre T3	1.0	11,382
Cre T4	.5 Part-time	5,637
Cre T5	1.0	11,896
Cre T6	1.0	12,276
Cre T7	1.0	11,696
Cre T8	.2 CP .2, Lin .2, Qui .2, Q. Hts. .2	12,600
Cre T9	1.0	12,918
Cre T10	.5 Sto .5	10,700
Cre T11	1.0	17,286
Cre T12	1.0	11,910
Cre T13	1.0	17,086
Cre T14	1.0	14,518
Cre T15	1.0	10,679
Cre T16	1.0	17,145
Cre T17	1.0	13,079
Cre T18	1.0	10,472
Cre T19	1.0	13,672
Cre T20	1.0	17,286
Cre T21	1.0	11,847
Cre T22	.6 McEa .4	14,859
Cre T23	1.0	10,670
Cre T24	1.0	10,239

Nurses

Cre N1	.4 AW .3, Ran .3	\$10,518
--------	------------------	----------

GAGE ELEMENTARY  
1979-80  
Administration

ID#	FTE	Total Salary
Ga A1	1.0	\$25,072

Teachers

Ga T1	1.0		\$11,482
Ga T2	.5	Part-time	6,509
Ga T3	1.0		11,007
Ga T4	.5	Hud .5	11,503
Ga T5	1.0		15,327
Ga T6	1.0		13,550
Ga T7	.2	AE .8	11,976
Ga T8	.5	Whi .5	11,703
Ga T9	.2	AE .2, Pot .2, Sha .2, Sum .2	13,720
Ga T10	1.0		10,472
Ga T11	.5	Hud .5	12,407
Ga T12	1.0		12,648
Ga T13	.5	Part-time	5,798
Ga T14	1.0		11,910
Ga T15	1.0		17,286
Ga T16	1.0		12,478
Ga T17	1.0		12,876
Ga T18	1.0		12,176
Ga T19	.5	Whi .5	11,910
Ga T20	.5	Part-time	5,987
Ga T21	.5	Sto .5	12,617

Nurses

Ga N1	.3	Roos .4, Pot .3	\$12,000
-------	----	-----------------	----------

HIGHLAND PARK CENTRAL ELEMENTARY  
1979-80  
Administration

ID#	FTE	Total Salary
HPC A1	1.0	\$26,097

Teachers

HPC T1	1.0	\$10,637
HPC T2	1.0	15,099
HPC T3	1.0	10,793
HPC T4	1.0	10,338
HPC T5	1.0	14,448
HPC T6	1.0	11,910
HPC T7	1.0	10,472
HPC T8	1.0	14,103
HPC T9	1.0	10,893
HPC T10	1.0	10,472
HPC T11	1.0	11,382
HPC T12	1.0	12,876
HPC T13	1.0	15,477
HPC T14	1.0	10,634
HPC T15	1.0	10,472
HPC T16	1.0	11,609
HPC T17	1.0	11,910
HPC T18	1.0	14,787
HPC T19	1.0	12,074
HPC T20	1.0	13,281
HPC T21	1.0	10,472
HPC T22	1.0	11,780
HPC T23	1.0	12,876
HPC T24	1.0	15,057
HPC T25	1.0	11,107
HPC T26	1.0	11,924
HPC T27	1.0	11,107
HPC T28	.2 Lun .2, Sp. Assmt. .6	24,688
HPC T29	1.0	10,472
HPC T30	1.0	15,263
HPC T31	.5 Hud .5	17,146

Nurses

HPC N1	.4 ETM .3, HPN .3	\$11,502
HPC N2	.3 Laf .4, Sp. Assmt. .3	11,474

HIGHLAND PARK NORTH ELEMENTARY  
1979-80  
Administration

ID#	FTE	Total Salary
HPN A1	1.0	\$23,497

Teachers

HPN T1	1.0	\$16,166
HPN T2	1.0	12,164
HPN T3	.2 Bel .2, Hud .2, Laf .2, Rice .2	11,685
HPN T4	1.0	13,281
HPN T5	1.0	13,709
HPN T6	.5 Bel .5	14,590
HPN T7	1.0	13,081
HPN T8	1.0	11,903
HPN T9	.6 Lin .4	11,409
HPN T10	1.0	17,286
HPN T11	1.0	13,081
HPN T12	1.0	12,918
HPN T13	1.0	12,484
HPN T14	1.0	11,041
HPN T15	1.0	17,286
HPN T16	1.0	12,648
HPN T17	1.0	14,635
HPN T18	1.0	10,679
HPN T19	1.0	13,715
HPN T20	1.0	10,338

Nurses

HPN N1	.3 ETM .3, HPC .4	\$11,502
--------	-------------------	----------



HIGHLAND PARK SOUTH ELEMENTARY  
1979-80  
Administration

ID#	FTE	Total Salary
HPS A1	1.0	\$26,732

Teachers

HPS T1	1.0	\$15,263	
HPS T2	1.0	10,338	
HPS T3	1.0	10,893	
HPS T4	1.0	10,338	
HPS T5	1.0	11,803	
HPS T6	.2	Lo Hi .2, Ran .2, McCl .2, Whi .2	10,338
HPS T7	1.0	12,662	
HPS T8	1.0	11,375	
HPS T9	1.0	14,259	
HPS T10	1.0	10,239	
HPS T11	1.0	10,472	
HPS T12	1.0	12,074	
HPS T13	1.0	14,788	
HPS T14	.5	McCl .5	17,205
HPS T15	1.0	12,074	
HPS T16	1.0	11,502	
HPS T17	1.0	14,381	
HPS T18	1.0	10,679	
HPS T19	1.0	15,896	
HPS T20	1.0	13,174	
HPS T21	1.0	10,472	
HPS T22	1.0	10,239	
HPS T23	1.0	11,974	

Nurses

HPS N1	.4	AE .4, Q. Hts. .2	\$12,286
--------	----	-------------------	----------

HUDSON ELEMENTARY  
1979-80  
Administration

ID#	FTE	Total Salary
Hud A1	1.0	\$22,572

Teachers

Hud T1	1.0		\$11,107
Hud T2	1.0		12,074
Hud T3	.2	Bel .2, HPN .2, Laf .2, Rice .2	11,685
Hud T4	1.0		10,486
Hud T5	1.0		11,107
Hud T6	1.0		10,472
Hud T7	.5	Ga .5	11,503
Hud T8	.5	Laf .5	10,793
Hud T9	1.0		11,288
Hud T10	1.0		15,977
Hud T11	.5	Ga .5	12,407
Hud T12	1.0		14,794
Hud T13	1.0		10,793
Hud T14	.5	Lin .5	11,107
Hud T15	.5	HPC .5	17,146
Hud T16	1.0		17,486
Hud T17	1.0		13,925

Nurses

Hud N1	.3	Eis .4, Bel .3	\$11,232
--------	----	----------------	----------

LAFAYETTE ELEMENTARY  
1979-80  
Administration

ID#	FTE	Total Salary
Laf A1	1.0	\$26,950

Teachers

Laf T1	1.0	\$10,239
Laf T2	1.0	11,228
Laf T3	.2 Bel .2, HPN .2, Hud .2, Rice .2	11,685
Laf T4	.5 Q. Hts. .5	18,086
Laf T5	1.0	10,793
Laf T6	1.0	12,876
Laf T7	1.0	10,679
Laf T8	1.0	14,899
Laf T9	1.0	14,590
Laf T10	1.0	13,181
Laf T11	.5 Hud .5	10,793
Laf T12	1.0	10,700
Laf T13	1.0	11,803
Laf T14	1.0	12,074
Laf T15	1.0	11,651
Laf T16	1.0	10,239
Laf T17	1.0	10,338
Laf T18	1.0	10,793
Laf T19	1.0	10,338
Laf T20	1.0	10,239
Laf T21	1.0	10,239
Laf T22	1.0	11,482
Laf T23	1.0	12,276
Laf T24	1.0	10,893
Laf T25	1.0	10,338
Laf T26	1.0	11,896
Laf T27	.5 Bel .5	12,876
Laf T28	.5 Sp. Assmt. .5	12,360
Laf T29	1.0	10,239
Laf T30	1.0	11,910

Nurses

Laf N1	.3 Lin .2, Part-time	\$ 5,238
Laf N2	.4 HPC .3, Sp. Assmt. .3	11,474

LINN ELEMENTARY  
1979-80  
Administration

ID#	FTE	Total Salary
Lin A1	1.0	\$23,497

Teachers

Lin T1	1.0		\$12,081
Lin T2	1.0		11,482
Lin T3	.4	Sha .6	12,451
Lin T4	1.0		13,281
Lin T5	1.0		11,482
Lin T6	.2	CP .2, Cre .2, Qui .2, Q. Hts. .2	12,600
Lin T7	1.0		11,007
Lin T8	.4	HPN .6	11,409
Lin T9	1.0		10,579
Lin T10	.3	Lo Hi .4, Sto .3	16,405
Lin T11	1.0		10,893
Lin T12	1.0		13,550
Lin T13	.5	Hud .5	11,107
Lin T14	.5	Rice .5	14,818
Lin T15	.5	Part-time	5,901
Lin T16	1.0		11,910

Nurses

Lin N1	.2	Laf .3, Part-time	\$ 5,238
--------	----	----------------------	----------

LOWMAN HILL ELEMENTARY  
1979-80  
Administration

ID#	FTE	Total Salary
Lo Hi A1	1.0	\$20,997

Teachers

Lo Hi T1	1.0	\$12,276
Lo Hi T2	1.0	17,145
Lo Hi T3	1.0	14,518
Lo Hi T4	1.0	14,629
Lo Hi T5	1.0	11,482
Lo Hi T6	1.0	10,338
Lo Hi T7	1.0	11,007
Lo Hi T8	.2	HPS .2, Ran .2, McCl .2, Whi .2
Lo Hi T9	1.0	12,934
Lo Hi T10	1.0	10,338
Lo Hi T11	1.0	10,893
Lo Hi T12	.5	Lun .5
Lo Hi T13	1.0	12,876
Lo Hi T14	.4	Lin .3, Sto .3
Lo Hi T15	1.0	12,110
Lo Hi T16	1.0	11,998
Lo Hi T17	1.0	16,605
Lo Hi T18	.5	McEa .5
Lo Hi T19	.5	Q. Hts. .5

Nurses

Lo Hi N1	.3	Bos .3, Sha .3, Sp. Assmt. .1	\$10,518
----------	----	----------------------------------	----------

LUNDGREN ELEMENTARY  
1979-80  
Administration

ID#	FTE	Total Salary
Lun A1	1.0	\$20,297

Teachers

Lun T1	1.0	\$10,239
Lun T2	.5 Sta St .5	13,920
Lun T3	.5 Part-time	6,249
Lun T4	.5 Part-time	7,198
Lun T5	1.0	13,174
Lun T6	1.0	10,472
Lun T7	1.0	14,794
Lun T8	1.0	17,086
Lun T9	1.0	11,107
Lun T10	.5 Lo Hi .5	10,593
Lun T11	1.0	16,875
Lun T12	1.0	10,239
Lun T13	1.0	12,453
Lun T14	1.0	14,787
Lun T15	1.0	10,793
Lun T16	1.0	15,263
Lun T17	1.0	16,875
Lun T18	.2 HPC .2, Sp. Assmt. .6	24,688
Lun T19	.3 Rice .3, Sta St .4	12,876

Nurses

Lun N1	.3 Rice .3, Hol .2, Sta St .2	\$10,382
--------	----------------------------------	----------

McCARTER ELEMENTARY  
1979-80  
Administration

ID#	FTE	Total Salary
McCa A1	1.0	\$25,072

Teachers

McCa T1	1.0	\$11,696
McCa T2	1.0	17,086
McCa T3	1.0	17,286
McCa T4	1.0	11,903
McCa T5	.5 McEa .5	13,551
McCa T6	1.0	10,914
McCa T7	1.0	15,327
McCa T8	.2 AW .2, Bis .3, McEa .3	12,869
McCa T9	1.0	15,327
McCa T10	1.0	14,248
McCa T11	1.0	14,518
McCa T12	1.0	16,875
McCa T13	.5 Part-time	5,987
McCa T14	1.0	11,482
McCa T15	.5 Bis .5	16,436
McCa T16	1.0	13,079
McCa T17	.5 Sha .5	14,787
McCa T18	.2 AW .2, Bis .2, McEa .2, Sto .2	11,924
McCa T19	.5 Part-time	6,590
McCa T20	1.0	16,875
McCa T21	1.0	11,803
McCa T22	1.0	16,136
McCa T23	1.0	14,787
McCa T24	1.0	11,382
McCa T25	1.0	11,526
McCa T26	1.0	16,605

Nurses

McCa N1	.3 Lan .3, McC1 .4	\$13,361
---------	--------------------	----------

McCLURE ELEMENTARY  
1979-80  
Administration

ID#	FTE	Total Salary
McC1 A1	1.0	\$24,052

Teachers

McC1 T1	1.0		\$16,336
McC1 T2	1.0		17,286
McC1 T3	1.0		10,893
McC1 T4	1.0		10,634
McC1 T5	1.0		13,018
McC1 T6	1.0		10,679
McC1 T7	.3	Sto .4, Part-time	7,915
McC1 T8	1.0		15,866
McC1 T9	1.0		10,579
McC1 T10	1.0		15,596
McC1 T11	.2	HPS .2, Ran .2, Whi .2, Lo Hi .2	10,338
McC1 T12	1.0		14,204
McC1 T13	1.0		11,175
McC1 T14	1.0		12,748
McC1 T15	1.0		16,746
McC1 T16	1.0		14,787
McC1 T17	1.0		14,090
McC1 T18	1.0		14,807
McC1 T19	.5	HPS .5	17,205
McC1 T20	1.0		11,139
McC1 T21	1.0		11,107
McC1 T22	1.0		13,550

Nurses

McC1 N1	.4	Lan .3, McCa .3	\$13,361
---------	----	-----------------	----------



McEACHRON ELEMENTARY  
1979-80  
Administration

ID#	FTE	Total Salary
McEa A1	1.0	\$23,679

Teachers

McEa T1	1.0		\$14,787
McEa T2	1.0		10,893
McEa T3	1.0		10,338
McEa T4	1.0		12,284
McEa T5	1.0		13,990
McEa T6	1.0		13,402
McEa T7	1.0		15,866
McEa T8	1.0		15,866
McEa T9	1.0		10,338
McEa T10	.5	Part-time	5,553
McEa T11	.5	McCa .5	13,551
McEa T12	.2	Q. Hts. .8	11,803
McEa T13	.3	AW .2, Bis .3, McCa .2	12,869
McEa T14	1.0		12,918
McEa T15	1.0		11,803
McEa T16	1.0		10,793
McEa T17	.6	Part-time	7,840
McEa T18	1.0		14,092
McEa T19	1.0		10,239
McEa T20	.2	AW .2, Bis .2, McCa .2, Sto .2	11,924
McEa T21	.5	Lo Hi .5	17,175
McEa T22	1.0		17,953
McEa T23	.4	Cre .6	14,859

Nurses

McEa N1	.3	Jar .3, Whi .4	\$12,310
---------	----	----------------	----------

POTWIN ELEMENTARY  
1979-80  
Administration

ID#	FTE	Total Salary
Pot A1	1.0	\$23,227

Teachers

Pot T1	.5 CP .5	\$12,062
Pot T2	1.0	13,684
Pot T3	1.0	17,145
Pot T4	1.0	14,248
Pot T5	.5 Qui .5	15,387
Pot T6	1.0	16,875
Pot T7	1.0	10,679
Pot T8	.2 THS .2, Bos .2, Hol .2, Ran .2	16,263
Pot T9	.5 Sum .5	12,976
Pot T10	1.0	11,910
Pot T11	.2 AE .2, Sum .2, Ga .2, Sha .2	13,720
Pot T12	.5 Sto .5	11,128
Pot T13	.5 Part-time	6,092
Pot T14	.6	8,127
Pot T15	1.0	17,145
Pot T16	1.0	13,457
Pot T17	1.0	12,276
Pot T18	1.0	12,776
Pot T19	1.0	13,550

Nurses

Pot N1	.3 Ga .3, Roos .4	\$12,000
--------	-------------------	----------

QUINCY ELEMENTARY  
1979-80  
Administration

ID#	FTE	Total Salary
Qui A1	1.0	\$24,197

Teachers

Qui T1	1.0	\$11,603
Qui T2	1.0	10,793
Qui T3	1.0	10,338
Qui T4	1.0	12,091
Qui T5	.5 Sp. Assmt. .5	13,176
Qui T6	1.0	17,286
Qui T7	1.0	15,866
Qui T8	1.0	17,345
Qui T9	.5 Pot .5	15,387
Qui T10	.8 Sum .2	10,338
Qui T11	.2 CP .2, Cre .2, Lin .2, Q. Hts. .2	12,600
Qui T12	1.0	11,903
Qui T13	1.0	14,629
Qui T14	1.0	12,905
Qui T15	1.0	13,281
Qui T16	1.0	11,596
Qui T17	1.0	10,472
Qui T18	1.0	10,679
Qui T19	1.0	13,132
Qui T20	1.0	10,700
Qui T21	1.0	11,974
Qui T22	1.0	16,136
Qui T23	1.0	10,793
Qui T24	1.0	10,338
Qui T25	1.0	10,700
Qui T26	1.0	17,145

Nurses

Qui N1	.4 Sto .2, Sum .4	\$12,519
--------	-------------------	----------

QUINTON HEIGHTS ELEMENTARY  
1979-80  
Administration

ID#	FTE	Total Salary
Q Hts A1	1.0	\$23,497

Teachers

Q Hts T1	.4	Bel .6	\$11,901
Q Hts T2	.5	Rice .5	17,286
Q Hts T3	1.0		10,893
Q Hts T4	1.0		17,145
Q Hts T5	1.0		11,482
Q Hts T6	.5	Laf .5	18,086
Q Hts T7	.8	McEa .2	11,803
Q Hts T8	.2	CP .2, Cre .2, Lin .2, Qui .2	12,600
Q Hts T9	1.0		12,605
Q Hts T10	1.0		12,876
Q Hts T11	1.0		13,187
Q Hts T12	1.0		17,145
Q Hts T13	.5	Fre .5	17,386
Q Hts T14	1.0		15,057
Q Hts T15	1.0		10,338
Q Hts T16	.5	Sp. Assmt. .5	11,482
Q Hts T17	1.0		13,990
Q Hts T18	.5	Lo Hi .5	13,281
Q Hts T19	.5	Sp. Assmt. .5	11,482

Nurses

Q Hts N1	.2	AE .4, HPS .4	\$12,286
----------	----	---------------	----------

RANDOLPH ELEMENTARY  
1979-80  
Administration

ID#	FTE	Total Salary
Ran A1	1.0	\$23,097

Teachers

Ran T1	1.0	\$17,145
Ran T2	1.0	10,360
Ran T3	.6 Part-time	7,244
Ran T4	1.0	11,596
Ran T5	.5 CP .5	11,200
Ran T6	1.0	15,063
Ran T7	1.0	10,486
Ran T8	1.0	17,145
Ran T9	.2 HPS .2, Lo Hi .2, McCl .2, Whi .2	10,338
Ran T10	.2 THS .2, Bos .2, Ho1 .2, Pot .2	16,283
Ran T11	.6 Part-time	7,666
Ran T12	1.0	17,286
Ran T13	1.0	11,974
Ran T14	1.0	12,074
Ran T15	1.0	16,875
Ran T16	.4 Part-time	4,317
Ran T17	1.0	10,239
Ran T18	1.0	15,866
Ran T19	.5 Whi .5	17,175
Ran T20	1.0	11,696
Ran T21	1.0	14,787
Ran T22	.5 Bis .5	13,914
Ran T23	1.0	12,478

Nurses

Ran N1	.3 AW .3, Cre .4	\$10,518
--------	------------------	----------

RICE ELEMENTARY  
1979-80  
Administration

ID#	FTE	Total Salary
Rice A1	1.0	\$20,997

Teachers

Rice T1	.5	Q. Hts. .5	\$17,286
Rice T2	.2	Bel .2, HPN .2, Hud .2, Laf .2	11,685
Rice T3	1.0		10,472
Rice T4	1.0		10,239
Rice T5	.5	Part-time	5,741
Rice T6	.5	Part-time	5,870
Rice T7	1.0		10,679
Rice T8	1.0		13,664
Rice T9	1.0		13,550
Rice T10	1.0		11,268
Rice T11	.5	Part-time	7,393
Rice T12	.5	Part-time	5,691
Rice T13	1.0		13,079
Rice T14	.6	Fre .2, Part-time	10,845
Rice T15	.5	Lin .5	14,818
Rice T16	.3	Lun .3, Sta St .4	12,876

Nurses

Rice N1	.3	Lun .3, Hol .2, Sta St .2	\$10,382
---------	----	------------------------------	----------

SHANER ELEMENTARY  
1979-80  
Administration

ID#	FTE	Total Salary
Sha A1	1.0	\$21,683

Teachers

Sha T1	1.0		\$13,079
Sha T2	1.0		16,605
Sha T3	1.0		16,277
Sha T4	.6	Lin .4	12,451
Sha T5	1.0		12,748
Sha T6	.2	AE .2, Ga .2, Pot .2, Sum .2	13,720
Sha T7	.5	AW .5	16,636
Sha T8	1.0		10,472
Sha T9	.5	AW .5	12,578
Sha T10	.5	Sum .5	11,924
Sha T11	1.0		12,598
Sha T12	.5	McCa .5	14,787
Sha T13	1.0		10,239
Sha T14	1.0		17,286
Sha T15	1.0		13,446
Sha T16	1.0		17,286
Sha T17	1.0		16,816
Sha T18	1.0		16,816

Nurses

Sha N1	.3	Bos .3, Lo Hi .3, Sp. Assmt. .1	\$10,518
--------	----	------------------------------------	----------

STATE STREET ELEMENTARY  
1979-80  
Administration

ID#	FTE	Total Salary
Sta St A1	1.0	\$22,597

Teachers

Sta St T1	1.0		\$17,286
Sta St T2	.5	Lun .5	13,920
Sta St T3	1.0		15,263
Sta St T4	1.0		11,482
Sta St T5	1.0		15,263
Sta St T6	1.0		17,145
Sta St T7	.5	Sum .5	17,116
Sta St T8	1.0		11,141
Sta St T9	1.0		17,145
Sta St T10	1.0		15,940
Sta St T11	1.0		14,794
Sta St T12	1.0		13,281
Sta St T13	1.0		14,794
Sta St T14	.2	ETM .2, Ho1 .6	10,338
Sta St T15	1.0		14,994
Sta St T16	1.0		12,478
Sta St T17	.6	Part-time	6,204
Sta St T18	1.0		17,473
Sta St T19	1.0		17,286
Sta St T20	.4	Lun .3, Rice .3	12,876
Sta St T21	1.0		10,947

Nurses

Sta St N1	.2	Ho1 .2, Lun .3 Rice .3	\$10,382
-----------	----	---------------------------	----------



STOUT ELEMENTARY  
1979-80  
Administration

ID#	FTE	Total Salary
Sto A1	1.0	\$24,406

Teachers

Sto T1	.2 CP .8	\$10,634
Sto T2	1.0	10,338
Sto T3	1.0	16,875
Sto T4	1.0	11,974
Sto T5	1.0	15,327
Sto T6	.4 McCl .3, Part-time	7,915
Sto T7	1.0	10,486
Sto T8	.5 Part-time	5,731
Sto T9	.5 Cre .5	10,700
Sto T10	1.0	15,866
Sto T11	1.0	15,438
Sto T12	1.0	17,145
Sto T13	.5 Pot .5	11,128
Sto T14	.3 Lin .3, Lo Hi .4	16,405
Sto T15	1.0	10,700
Sto T16	.2 AW .2, Bis .2, McCa .2, McEa .2	11,924
Sto T17	.4 Whi .6	13,207
Sto T18	.5 Ga .5	12,617

Nurses

Sto N1	.4 Sto .2, Sum .4	\$12,519
--------	-------------------	----------

SUMNER ELEMENTARY  
1979-80  
Administration

ID#	FTE	Total Salary
Sum A1	1.0	\$22,387

Teachers

Sum T1	1.0		\$12,876
Sum T2	1.0		10,486
Sum T3	1.0		13,186
Sum T4	.2	Qui .8	10,338
Sum T5	1.0		10,472
Sum T6	1.0		16,136
Sum T7	.5	Sta St .5	17,116
Sum T8	.5	Pot .5	12,976
Sum T9	1.0		16,875
Sum T10	1.0		12,383
Sum T11	.2	AE .2, Ga .2, Pot .2, Sha .2	13,720
Sum T12	1.0		10,472
Sum T13	.5	CP .5	12,498
Sum T14	1.0		11,019
Sum T15	.5	Sha .5	11,924
Sum T16	1.0		12,276
Sum T17	.4	AW .6	11,778
Sum T18	.5	Part-time	7,048
Sum T19	1.0		16,517

Nurses

Sum N1	.4	Sum .4, Sto .2	\$12,519
--------	----	----------------	----------

WHITSON ELEMENTARY  
1979-80  
Administration

ID#	FTE	Total Salary
Whi A1	1.0	\$26,072

Teachers

Whi T1	1.0	\$16,605
Whi T2	1.0	11,489
Whi T3	1.0	13,715
Whi T4	1.0	11,107
Whi T5	.5 Ga .5	11,703
Whi T6	.2 HPS .2, Lo Hi .2, McC1 .2, Ran .2	10,338
Whi T7	1.0	13,018
Whi T8	1.0	10,793
Whi T9	1.0	17,145
Whi T10	1.0	13,179
Whi T11	.5 Ran .5	17,175
Whi T12	1.0	10,338
Whi T13	1.0	15,866
Whi T14	1.0	13,281
Whi T15	1.0	10,679
Whi T16	1.0	15,168
Whi T17	1.0	15,607
Whi T18	.5 Ga .5	11,910
Whi T19	1.0	13,450
Whi T20	.6 Sto .4	13,207
Whi T21	1.0	11,228
Whi T22	1.0	10,472
Whi T23	1.0	10,239

Nurses

Whi N1	.4 Jar .3, McEa .3	\$12,310
--------	--------------------	----------


CAPITAL CITY  
1979-80  
Administration

ID#	FTE	Total Salary
CC A1	1.0	\$26,597
CC A2	1.0	19,250

Teachers

CC T1	1.0	\$12,905
CC T2	1.0	14,486
CC T3	1.0	10,239
CC T4	1.0	10,379
CC T5	1.0	10,679
CC T6	1.0	11,896
CC T7	1.0	13,806
CC T8	1.0	11,896
CC T9	1.0	10,486
CC T10	1.0	11,007
CC T11	1.0	11,307
CC T12	1.0	11,682
CC T13	1.0	15,064
CC T14	1.0	13,110
CC T15	1.0	10,239
CC T16	1.0	18,575
CC T17	1.0	14,899
CC T18	1.0	10,500
CC T19	1.0	11,482
CC T20	1.0	10,679
CC T21	1.0	11,896
CC T22	1.0	15,469
CC T23	1.0	10,239
CC T24	1.0	10,472
CC T25	1.0	16,177
CC T26	1.0	12,423
CC T27	1.0	13,276
CC T28	1.0	11,382
CC T29	1.0	11,852
CC T30	1.0	10,338
CC T31	1.0	10,265
CC T32	1.0	10,338
CC T33	1.0	10,239
CC T34	1.0	13,279
CC T35	1.0	22,850

ID#	FTE	Total Salary
CC T36	1.0	\$10,379
CC T37	1.0	12,808
CC T38	1.0	10,379
CC T39	1.0	10,700
CC T40	1.0	10,239
CC T41	1.0	12,987
CC T42	1.0	11,482
CC T43	1.0	13,481
CC T44	1.0	12,484
CC T45	1.0	10,239
CC T46	1.0	10,338
CC T47	1.0	13,684
CC T48	1.0	13,310
CC T49	1.0	11,382



IDENTIFICATION of SCHOOLS  
TOPEKA PUBLIC SCHOOLS  
UNIFIED SCHOOL DISTRICT 501

High Schools

Highland Park High School	HPH
Topeka High School	THS
Topeka West High School	TWH

Middle Schools

Boswell Middle School	Bos
Chase Middle School	Cha
East Topeka Middle School	ETM
Eisenhower Middle School	Eis
French Middle School	Fre
Highland Park Middle School	HPM
Holliday Middle School	Hol
Jardine Middle School	Jar
Landon Middle School	Lan
Robinson Middle School	Rob
Roosevelt Middle School	Roos

Elementary Schools

Avondale East Elementary School	AE
Avondale West Elementary School	AW
Belvoir Elementary School	Bel
Bishop Elementary School	Bis
Central Park Elementary School	CP
Crestview Elementary School	Cre
Gage Elementary School	Ga
Highland Park Central Elementary School	HPC
Highland Park North Elementary School	HPN
Highland Park South Elementary School	HPS
Hudson Elementary School	Hud
Lafayette Elementary School	Laf
Linn Elementary School	Lin
Lowman Hill Elementary School	Lo Hi
Lundgren Elementary School	Lun
McCarter Elementary School	McCa
McClure Elementary School	McCl
McEachron Elementary School	McEa
Potwin Elementary School	Pot
Quincy Elementary School	Qui
Quinton Heights Elementary School	Q Hts
Randolph Elementary School	Ran
Rice Elementary School	Rice
Shaner Elementary School	Sha
State Street Elementary School	Sta St
Stout Elementary School	Sto
Sumner Elementary School	Sum
Whitson Elementary School	Whi
Capital City Schools	CC

HIGHLAND PARK HIGH  
1980-81  
Administration

ID#	FTE	Total Salary
HPH A1	1.0	\$35,725
HPH A2	1.0	30,372
HPH A3	1.0	27,191
HPH A4	1.0	21,591
HPH A5	1.0	23,038
HPH A6	1.0	24,779

Teachers

HPH T1	1.0	\$11,176
HPH T2	1.0	12,976
HPH T3	1.0	16,953
HPH T4	1.0	14,654
HPH T5	1.0	12,677
HPH T6	1.0	11,672
HPH T7	1.0	13,270
HPH T8	1.0	11,069
HPH T9	1.0	13,570
HPH T10	1.0	19,415
HPH T11	1.0	12,272
HPH T12	1.0	16,021
HPH T13	1.0	17,511
HPH T14	1.0	20,511
HPH T15	1.0	14,427
HPH T16	1.0	20,578
HPH T17	1.0	19,960
HPH T18	1.0	13,221
HPH T19	1.0	15,427
HPH T20	1.0	11,672
HPH T21	1.0	15,073
HPH T22	1.0	13,178
HPH T23	.6 TWH .4	15,221
HPH T24	1.0	20,642
HPH T25	1.0	16,759
HPH T26	1.0	16,400
HPH T27	1.0	13,910
HPH T28	1.0	13,806
HPH T29	.6 Part-time	4,360
HPH T30	.4 Jar .6	16,021
HPH T31	1.0	20,236
HPH T32	1.0	14,541
HPH T33	1.0	13,626
HPH T34	1.0	20,831
HPH T35	1.0	13,755



ID#	FTE		Total Salary
HPH T36	1.0		\$18,903
HPH T37	1.0		17,213
HPH T38	1.0		13,601
HPH T39	.2	Cha .2, HPN .2, Laf .2, Sta St .2	11,223
HPH T40	.4	Cha .6	19,759
HPH T41	1.0		14,166
HPH T42	1.0		12,777
HPH T43	1.0		15,259
HPH T44	1.0		15,915
HPH T45	.6	Part-time	8,661
HPH T46	1.0		12,770
HPH T47	.4	Sp. Assmt. .6	16,625
HPH T48	1.0		12,723
HPH T49	1.0		14,651
HPH T50	1.0		15,585
HPH T51	.4	THS .2, Jar .4	15,340
HPH T52	1.0		13,531
HPH T53	1.0		19,479
HPH T54	1.0		21,470
HPH T55	1.0		15,186
HPH T56	.6	Part-time	10,264
HPH T57	.4	TWH .6	13,768
HPH T58	1.0		14,627
HPH T59	1.0		14,431
HPH T60	1.0		13,520
HPH T61	1.0		15,805
HPH T62	1.0		15,852
HPH T63	1.0		17,686
HPH T64	.6	Part-time	8,439
HPH T65	.6	Part-time	7,752
HPH T66	1.0		13,032
HPH T67	1.0		14,499
HPH T68	1.0		13,150
HPH T69	1.0		14,018
HPH T70	1.0		11,927
HPH T71	1.0		13,070
HPH T72	1.0		13,776
HPH T73	.2	Eis .8	13,032
HPH T74	1.0		16,319
HPH T75	.6	Part-time, TWH .2	9,730

ID#	FTE	Total Salary
HPH T76	1.0	19,059
HPH T77	1.0	11,314
HPH T78	1.0	14,066
HPH T79	1.0	20,659
HPH T80	1.0	15,406
HPH T81	1.0	11,468
HPH T82	1.0	11,574
HPH T83	1.0	12,014
HPH T84	1.0	11,974
HPH T85	.2 Sp. Assmt. .8	25,909
HPH T86	1.0	11,840

Nurses

HPH N1	1.0	\$12,882
--------	-----	----------

TOPEKA HIGH  
1980-81  
Administration

ID#	FTE	Total Salary
THS A1	1.0	\$35,125
THS A2	1.0	28,462
THS A3	1.0	26,881
THS A4	1.0	25,465
THS A5	1.0	28,791
THS A6	1.0	24,951

Teachers

THS T1	1.0		\$13,818
THS T2	1.0		13,483
THS T3	1.0		11,337
THS T4	1.0		18,307
THS T5	1.0		11,883
THS T6	1.0		16,617
THS T7	1.0		15,730
THS T8	1.0		14,954
THS T9	1.0		17,511
THS T10	1.0		13,832
THS T11	1.0		18,307
THS T12	1.0		12,000
THS T13	1.0		14,783
THS T14	1.0		20,972
THS T15	1.0		17,696
THS T16	.4	TWH .6	14,836
THS T17	1.0		14,550
THS T18	1.0		14,164
THS T19	1.0		14,026
THS T20	1.0		18,000
THS T21	1.0		16,590
THS T22	1.0		16,177
THS T23	1.0		10,919
THS T24	1.0		17,809
THS T25	.4	Sp. Assmt. .6	27,372
THS T26	1.0		14,431
THS T27	.6	Part-time	8,266
THS T28	1.0		14,960
THS T29	1.0		11,828
THS T30	1.0		16,021
THS T31	1.0		16,979
THS T32	1.0		12,932
THS T33	1.0		14,736
THS T34	1.0		11,681
THS T35	1.0		19,797

ID#	FTE		Total Salary
THS T36	.2	Rob .2, Pot .3, Ran .3	\$17,855
THS T37	1.0		13,039
THS T38	1.0		15,555
THS T39	1.0	1 Semester only	6,719
THS T40	1.0		13,664
THS T41	1.0		20,760
THS T42	1.0		14,207
THS T43	.2	Rob .8	13,026
THS T44	1.0		11,314
THS T45	1.0		13,629
THS T46	1.0		18,073
THS T47	1.0		13,939
THS T48	1.0		17,194
THS T49	1.0		19,096
THS T50	1.0		15,425
THS T51	1.0		17,745
THS T52	1.0		12,913
THS T53	1.0		16,824
THS T54	1.0		18,009
THS T55	1.0		16,236
THS T56	1.0		18,574
THS T57	1.0		13,642
THS T58	1.0		11,697
THS T59	.2	HPH .4, Jar .4	15,340
THS T60	1.0		13,585
THS T61	1.0		14,837
THS T62	1.0		19,059
THS T63	1.0		12,777
THS T64	1.0		15,730
THS T65	1.0		14,885
THS T66	1.0		14,694
THS T67	1.0		13,546
THS T68	1.0		13,300
THS T69	1.0		17,511
THS T70	1.0		20,195
THS T71	1.0		14,007
THS T72	1.0		22,355
THS T73	1.0		16,915
THS T74	1.0		19,575
THS T75	1.0		17,264
THS T76	.4	Sp. Assmt. .6	26,647
THS T77	1.0		13,902
THS T78	1.0		19,831
THS T79	1.0		13,768
THS T80	1.0		17,213

ID#	FTE		Total Salary
THS T81	.4	Sp. Assmt. .6	\$23,850
THS T82	1.0		14,431
THS T83	1.0		16,442
THS T84	1.0		22,359
THS T85	1.0		12,741
THS T86	1.0		17,768
THS T87	1.0		11,424
THS T88	.4	Sp. Assmt. .6	23,072
THS T89	1.0		12,263
THS T90	1.0		14,782
THS T91	1.0		14,275
THS T92	1.0		18,761
THS T93	1.0		19,059
THS T94	1.0		19,797
THS T95	1.0		19,163
THS T96	1.0		14,364
THS T97	1.0		15,240
THS T98	1.0		13,000
THS T99	1.0		12,723
THS T100	1.0		13,464

Nurses

THS N1	1.0		\$15,739
--------	-----	--	----------

TOPEKA WEST HIGH  
1980-81  
Administration

ID#	FTE	Total Salary
TWH A1	1.0	\$34,747
TWH A2	1.0	29,072
TWH A3	1.0	25,538
TWH A4	1.0	22,338
TWH A5	1.0	22,163
TWH A6	1.0	25,560

Teachers

TWH T1	1.0		\$13,547
TWH T2	1.0		15,753
TWH T3	1.0		15,606
TWH T4	1.0		14,207
TWH T5	1.0		11,603
TWH T6	1.0		18,693
TWH T7	1.0		15,853
TWH T8	1.0		13,019
TWH T9	1.0		18,039
TWH T10	1.0		12,536
TWH T11	1.0		16,021
TWH T12	.6	Part-time	8,369
TWH T13	1.0		16,915
TWH T14	1.0		14,097
TWH T15	1.0		12,929
TWH T16	1.0		18,561
TWH T17	1.0		19,191
TWH T18	.6	THS .4	14,836
TWH T19	1.0		18,903
TWH T20	1.0		13,864
TWH T21	1.0		16,475
TWH T22	1.0		11,833
TWH T23	1.0		13,564
TWH T24	.4	HPH .6	15,221
TWH T25	1.0		20,197
TWH T26	1.0		18,903
TWH T27	1.0		16,824
TWH T28	1.0		20,831
TWH T29	1.0		18,838
TWH T30	1.0		14,437
TWH T31	1.0		14,014
TWH T32	1.0		17,333
TWH T33	1.0		12,686
TWH T34	1.0		13,564
TWH T35	1.0		14,265

ID#	FTE		Total Salary
TWH T36	1.0		\$17,220
TWH T37	1.0		19,060
TWH T38	.8	Fre .2	13,050
TWH T39	1.0		11,779
TWH T40	1.0		13,516
TWH T41	1.0		12,977
TWH T42	1.0		12,528
TWH T43	1.0		13,695
TWH T44	1.0		14,207
TWH T45	1.0		18,761
TWH T46	1.0		13,768
TWH T47	1.0		12,328
TWH T48	.4	Lan .6	19,059
TWH T49	1.0		15,200
TWH T50	1.0		16,624
TWH T51	1.0		14,716
TWH T52	1.0		10,919
TWH T53	1.0		20,405
TWH T54	1.0		13,984
TWH T55	.6	HPH .4	13,768
TWH T56	1.0		18,605
TWH T57	1.0		14,153
TWH T58	1.0		14,743
TWH T59	1.0		14,756
TWH T60	1.0		18,685
TWH T61	1.0		19,123
TWH T62	1.0		19,679
TWH T63	1.0		14,593
TWH T64	1.0		12,577
TWH T65	.4	Sp. Assmt. .6	11,314
TWH T66	1.0		20,561
TWH T67	1.0		17,234
TWH T68	1.0		19,157
TWH T69	1.0		20,504
TWH T70	.2	HPH .6, Part-time	9,730
TWH T71	1.0		12,862
TWH T72	1.0		18,799
TWH T73	1.0		12,677
TWH T74	.2	Lan .8	19,059
TWH T75	1.0		18,510
TWH T76	1.0		11,314
TWH T77	1.0		12,448
TWH T78	1.0		19,588
TWH T79	1.0		13,110
TWH T80	1.0		13,918

ID#	FTE	Total Salary
TWH T81	1.0	\$23,216
TWH T82	1.0	14,952
TWH T83	1.0	14,258
TWH T84	1.0	12,810
TWH T85	1.0	13,322
TWH T86	1.0	15,490
TWH T87	1.0	17,420
TWH T88	1.0	13,947
TWH T89	1.0	13,198
TWH T90	1.0	19,299
TWH T91	1.0	19,250

Nurses

TWH N1	1.0	\$11,116
--------	-----	----------



CHASE MIDDLE SCHOOL  
1980-81  
Administration

ID#	FTE	Total Salary
Cha A1	1.0	\$29,413

Teachers

Cha T1	1.0	\$19,512
Cha T2	1.0	12,299
Cha T3	1.0	19,203
Cha T4	1.0	11,000
Cha T5	.2	Jan .4, Part-time 4,630

Cha T6	1.0	13,156
Cha T7	1.0	13,544
Cha T8	1.0	16,326
Cha T9	1.0	13,578
Cha T10	1.0	12,263

Cha T11	1.0	14,762
Cha T12	1.0	19,859
Cha T13	1.0	13,984
Cha T14	1.0	12,301
Cha T15	.2	HPH .2, HPN .2, Laf .2, Sta St .2 11,223

Cha T16	.6	HPH .4 19,759
Cha T17	1.0	16,012
Cha T18	1.0	17,435
Cha T19	1.0	11,572
Cha T20	1.0	14,786

Cha T21	1.0	11,424
Cha T22	1.0	11,690
Cha T23	1.0	13,786
Cha T24	1.0	14,559
Cha T25	.4	Sp. Assmt. .6 28,276

Cha T26	.6	Eis .4 15,504
Cha T27	1.0	15,931
Cha T28	1.0	13,355
Cha T29	1.0	12,263
Cha T30	1.0	22,000

Cha T31	1.0	13,566
Cha T32	.4	Jan .6 13,544
Cha T33	1.0	16,473
Cha T34	1.0	18,903

Nurses

Cha N1	.3	Sta St .3, Rice .2, Lun .2 \$11,628
--------	----	--

EISENHOWER MIDDLE SCHOOL  
1980-81  
Administration

ID#	FTE	Total Salary
Eis A1	1.0	\$25,913

Teachers

Eis T1	1.0	\$14,431
Eis T2	1.0	18,107
Eis T3	1.0	13,566
Eis T4	1.0	11,314
Eis T5	1.0	11,897
Eis T6	1.0	13,918
Eis T7	1.0	12,293
Eis T8	1.0	11,000
Eis T9	1.0	15,454
Eis T10	1.0	13,664
Eis T11	1.0	11,667
Eis T12	1.0	13,210
Eis T13	1.0	13,818
Eis T14	1.0	10,919
Eis T15	1.0	11,790
Eis T16	1.0	16,624
Eis T17	1.0	12,027
Eis T18	1.0	15,801
Eis T19	1.0	11,314
Eis T20	1.0	15,408
Eis T21	1.0	12,293
Eis T22	.4 Cha .6	15,504
Eis T23	1.0	17,418
Eis T24	1.0	11,424
Eis T25	1.0	11,314
Eis T26	1.0	16,021
Eis T27	1.0	14,952
Eis T28	1.0	13,544
Eis T29	.8 HPH .2	13,032
Eis T30	1.0	14,083
Eis T31	1.0	18,561
Eis T32	1.0	17,398
Eis T33	1.0	11,223
Eis T34	1.0	21,697
Eis T35	1.0	19,359

Nurses

Eis N1	.3 Bel .3, Hud .4	\$12,567
--------	-------------------	----------

FRENCH MIDDLE SCHOOL  
1980-81  
Administration

ID#	FTE	Total Salary
Fre A1	1.0	\$28,116

Teachers

Fre T1	.4	Lan .6	\$15,129
Fre T2	1.0		13,544
Fre T3	1.0		13,544
Fre T4	1.0		14,561
Fre T5	1.0		13,880

Fre T6	1.0		14,151
Fre T7	1.0		11,896
Fre T8	1.0		16,037
Fre T9	1.0		14,431
Fre T10	1.0		13,214

Fre T11	.5	Sp. Assmt. .5	17,411
Fre T12	.2	TWH .8	13,050
Fre T13	1.0		18,887
Fre T14	1.0		12,777
Fre T15	1.0		19,703

Fre T16	1.0		10,919
Fre T17	1.0		16,617
Fre T18	1.0		12,374
Fre T19	1.0		16,915
Fre T20	1.0		17,369

Fre T21	1.0		11,572
Fre T22	1.0		13,103
Fre T23	1.0		20,229
Fre T24	1.0		12,241
Fre T25	1.0		13,760

Fre T26	1.0		18,335
---------	-----	--	--------

Nurses

Fre N1	.4	McC1 .3, McEa .3	\$10,729
--------	----	------------------	----------

JARDINE MIDDLE SCHOOL  
1980-81  
Administration

ID#	FTE	Total Salary
Jar A1	1.0	\$30,038

Teachers

Jar T1	.5	CC .5	\$19,703
Jar T2	1.0		14,654
Jar T3	1.0		11,750
Jar T4	.4	Cha .2, Part-time	4,630
Jar T5	1.0		13,768
Jar T6	1.0		15,133
Jar T7	1.0		10,489
Jar T8	1.0		14,654
Jar T9	.6	HPH .4	16,021
Jar T10	1.0		13,184
Jar T11	1.0		13,705
Jar T12	1.0		11,790
Jar T13	1.0		15,402
Jar T14	1.0		12,822
Jar T15	1.0		12,559
Jar T16	.6	Lan .4	15,052
Jar T17	.4	HPH .4, THS .2	15,340
Jar T18	1.0		17,898
Jar T19	1.0		12,617
Jar T20	1.0		12,377
Jar T21	1.0		15,174
Jar T22	1.0		19,059
Jar T23	1.0		18,903
Jar T24	1.0		12,263
Jar T25	.4	Sp. Assmt. .6	23,409
Jar T26	.9	Part-time	13,429
Jar T27	1.0		16,773
Jar T28	.6	Cha .4	13,544
Jar T29	1.0		13,664
Jar T30	1.0		23,771
Jar T31	1.0		13,050
Jar T32	1.0		12,110

Nurses

Jar N1	.3	Bis .3, Sha .4	\$14,941
--------	----	----------------	----------

LANDON MIDDLE SCHOOL  
1980-81  
Administration

ID#	FTE	Total Salary
Lan A1	1.0	\$23,591

Teachers

Lan T1	1.0		\$10,919
Lan T2	.6	Fre .4	15,129
Lan T3	1.0		18,875
Lan T4	1.0		13,032
Lan T5	1.0		13,686
Lan T6	1.0		12,703
Lan T7	1.0		16,181
Lan T8	1.0		18,107
Lan T9	1.0		13,356
Lan T10	1.0		15,946
Lan T11	1.0		12,864
Lan T12	1.0		13,544
Lan T13	1.0		13,432
Lan T14	1.0		13,450
Lan T15	.4	Jan .6	15,052
Lan T16	.6	TWH .4	19,059
Lan T17	1.0		17,811
Lan T18	1.0		14,700
Lan T19	1.0		12,078
Lan T20	1.0		13,610
Lan T21	1.0		15,308
Lan T22	1.0		11,672
Lan T23	1.0		19,059
Lan T24	.8	TWH .2	19,059
Lan T25	1.0		12,292

Nurses

Lan N1	.3	McCa .3, Whi .4	\$13,876
--------	----	-----------------	----------

ROBINSON MIDDLE SCHOOL  
1980-81  
Administration

ID#	FTE	Total Salary
Rob A1	1.0	\$25,591

Teachers

Rob T1	1.0	\$13,768
Rob T2	1.0	11,790
Rob T3	1.0	12,777
Rob T4	1.0	11,790
Rob T5	1.0	13,545
Rob T6	1.0	17,413
Rob T7	1.0	11,569
Rob T8	1.0	12,527
Rob T9	1.0	13,069
Rob T10	1.0	13,032
Rob T11	1.0	11,572
Rob T12	1.0	15,448
Rob T13	1.0	14,294
Rob T14	1.0	12,076
Rob T15	.2 THS .2, Pot .3, Ran .3	17,855
Rob T16	1.0	13,370
Rob T17	.8 THS .2	13,026
Rob T18	1.0	16,740
Rob T19	1.0	16,970
Rob T20	1.0	11,649
Rob T21	1.0	13,101
Rob T22	1.0	16,221
Rob T23	1.0	11,314
Rob T24	1.0	18,311
Rob T25	1.0	12,176
Rob T26	.5 Part-time	6,634
Rob T27	1.0	14,000
Rob T28	1.0	11,640
Rob T29	1.0	17,300
Rob T30	.5 Part-time	7,479
Rob T31	1.0	16,124
Rob T32	1.0	11,400
Rob T33	1.0	12,263

Nurses

Rob N1	.4 Lo Hi .4, Sp. Assmt. .2	\$11,768
--------	-------------------------------	----------

AVONDALE EAST ELEMENTARY  
1980-81  
Administration

ID#	FTE	Total Salary
AE A1	1.0	\$24,788

Teachers

AE T1	1.0	\$11,424
AE T2	1.0	12,577
AE T3	1.0	11,047
AE T4	1.0	17,809
AE T5	1.0	12,027
AE T6	1.0	15,548
AE T7	.8 Sha .2	12,777
AE T8	1.0	13,050
AE T9	1.0	13,024
AE T10	1.0	11,314
AE T11	.5 Part-time	5,657
AE T12	.2 Ga .2, Pot .2, Sha .2, Sum .2	15,279
AE T13	1.0	14,634
AE T14	1.0	16,915
AE T15	.6 Q. Hts. .4	21,016
AE T16	1.0	11,424
AE T17	1.0	12,163
AE T18	1.0	12,677
AE T19	1.0	11,424
AE T20	1.0	12,459
AE T21	1.0	18,107
AE T22	1.0	14,407

Nurses

AE N1	.4 HPS .4, Q. Hts. .2	\$13,736
-------	--------------------------	----------

AVONDALE WEST ELEMENTARY  
1980-81  
Administration

ID#	FTE	Total Salary
AW A1	1.0	\$28,913

Teachers

AW T1	1.0		\$12,163
AW T2	1.0		15,730
AW T3	1.0		11,823
AW T4	1.0		14,052
AW T5	1.0		11,424
AW T6	.5	Sha .5	14,931
AW T7	1.0		11,572
AW T8	.2	Bis .3, McCa .3, McEa .2	14,194
AW T9	1.0		15,150
AW T10	.5	Sha .5	18,309
AW T11	.5	Sha .5	14,754
AW T12	.6	Sum .4	13,259
AW T13	1.0		12,163
AW T14	1.0		12,027
AW T15	1.0		13,132
AW T16	1.0		13,698
AW T17	.2	Bis .2, Sto .2, McCa .2, McEa .2	13,150
AW T18	1.0		14,207
AW T19	1.0		13,321
AW T20	1.0		12,145
AW T21	1.0		11,424

Nurses

AW N1	.3	HPN .3, Ran .4	\$ 9,660
-------	----	----------------	----------



BELVOIR ELEMENTARY  
1980-81  
Administration

ID#	FTE	Total Salary
Bel A1	1.0	\$26,941

Teachers

Bel T1	.6	Q. Hts. .4	\$13,146
Bel T2	.8	Sha .2	12,969
Bel T3	.2	HPN .2, Hud .2, Laf .2, Rice .2	12,895
Bel T4	1.0		14,018
Bel T5	1.0		13,132
Bel T6	1.0		11,314
Bel T7	1.0		13,132
Bel T8	.4	HPN .3, Rice .3	16,048
Bel T9	1.0		13,764
Bel T10	1.0		12,027
Bel T11	1.0		12,677
Bel T12	1.0		13,564
Bel T13	.2	Hud .2, Sta St .6	11,442
Bel T14	1.0		10,888
Bel T15	.5	Pot .5	11,781
Bel T16	1.0		14,207
Bel T17	1.0		12,311
Bel T18	1.0		14,207
Bel T19	1.0		12,559
Bel T20	.5	Part-time	5,730

Nurses

Bel N1	.3	Eis .3, Hud .4	\$12,567
--------	----	----------------	----------

BISHOP ELEMENTARY  
1980-81  
Administration

ID#	FTE	Total Salary
Bis A1	1.0	\$28,413

Teachers

Bis T1	1.0	\$13,768
Bis T2	1.0	13,544
Bis T3	1.0	14,253
Bis T4	1.0	15,846
Bis T5	.3 AW .2, McCa .3, McEa .2	14,194
Bis T6	1.0	20,249
Bis T7	1.0	16,082
Bis T8	1.0	15,730
Bis T9	1.0	13,818
Bis T10	1.0	12,271
Bis T11	1.0	13,668
Bis T12	1.0	18,903
Bis T13	.5 McCa .5	18,520
Bis T14	1.0	19,059
Bis T15	1.0	12,263
Bis T16	1.0	17,115
Bis T17	.5 McCa .5	16,319
Bis T18	1.0	12,777
Bis T19	.2 AW .2, McCa .2, McEa .2, Sto .2	13,150
Bis T20	1.0	14,554
Bis T21	1.0	14,431
Bis T22	1.0	14,654
Bis T23	1.0	13,930
Bis T24	1.0	13,321

Nurses

Bis N1	.3 Jar .3, Sha .4	\$14,941
--------	-------------------	----------

CRESTVIEW ELEMENTARY  
1980-81  
Administration

ID#	FTE	Total Salary
Cre A1	1.0	\$24,456

Teachers

Cre T1	.5	Part-time	\$ 6,406
Cre T2	1.0		11,960
Cre T3	1.0		13,113
Cre T4	1.0		11,314
Cre T5	1.0		13,544
Cre T6	1.0		13,189
Cre T7	.2	HPC .2, Lin .2, Qui .2, Q. Hts. .2	13,896
Cre T8	1.0		14,364
Cre T9	.5	Part-time	5,911
Cre T10	1.0		19,057
Cre T11	1.0		13,150
Cre T12	1.0		19,059
Cre T13	1.0		16,021
Cre T14	1.0		11,690
Cre T15	1.0		11,790
Cre T16	1.0		18,903
Cre T17	1.0		11,000
Cre T18	1.0		14,431
Cre T19	1.0		11,672
Cre T20	.5	Whi .5	13,150
Cre T21	1.0		15,523
Cre T22	1.0		19,059
Cre T23	1.0		13,321

Nurses

Cre N1	.3	Sp. Assmt. .3, Part-time	\$ 7,112
--------	----	-----------------------------	----------

GAGE ELEMENTARY  
 1980-81  
 Administration

ID#	FTE	Total Salary
Ga A1	1.0	\$28,413

Teachers

Ga T1	.5 Laf .5	\$19,859
Ga T2	1.0	12,777
Ga T3	.5 Part-time	7,182
Ga T4	1.0	14,549
Ga T5	.5 Hud .5	12,805
Ga T6	1.0	16,915
Ga T7	1.0	14,952
Ga T8	.5 Whi .5	12,932
Ga T9	.5 Part-time	7,476
Ga T10	1.0	13,050
Ga T11	.2 AE .2, Pot .2, Sha .2, Sum .2	15,279
Ga T12	.5 Hud .5	13,323
Ga T13	1.0	13,966
Ga T14	.5 McEa .5	12,813
Ga T15	1.0	13,150
Ga T16	1.0	19,059
Ga T17	1.0	13,768
Ga T18	1.0	14,207
Ga T19	1.0	13,544
Ga T20	.5 Part-time	6,610

Nurses

Ga N1	.3 Pot .3, Sha .4	\$13,417
-------	-------------------	----------

HIGHLAND PARK CENTRAL ELEMENTARY  
1980-81  
Administration

ID#	FTE	Total Salary
HPC A1	1.0	\$28,938

Teachers

HPC T1	1.0	\$12,577
HPC T2	1.0	16,642
HPC T3	1.0	15,923
HPC T4	1.0	13,150
HPC T5	1.0	16,560

HPC T6	1.0	12,027
HPC T7	1.0	15,448
HPC T8	1.0	11,572
HPC T9	1.0	17,061
HPC T10	.2 Cre .2, Lin .2, Qui .2, Q. Hts. .2	13,896

HPC T11	1.0	11,750
HPC T12	1.0	12,366
HPC T13	1.0	12,459
HPC T14	1.0	10,919
HPC T15	1.0	13,150

HPC T16	1.0	12,055
HPC T17	1.0	16,319
HPC T18	1.0	13,321
HPC T19	1.0	14,654
HPC T20	1.0	11,672

HPC T21	1.0	10,919
HPC T22	1.0	13,017
HPC T23	1.0	14,207
HPC T24	1.0	16,617
HPC T25	1.0	12,263

HPC T26	1.0	12,263
HPC T27	.1 Lun .2, Rice .1, Sp. Assmt. .6	27,263

HPC T28	1.0	11,672
HPC T29	1.0	16,824
HPC T30	.5 Hud .5	18,863

Nurses

HPC N1	.4 Part-time	\$ 5,172
--------	--------------	----------

HIGHLAND PARK NORTH ELEMENTARY  
1980-81  
Administration

ID#	FTE	Total Salary
HPN A1	1.0	\$23,338

Teachers

HPN T1	1.0	\$17,811
HPN T2	1.0	13,431
HPN T3	.2 Bel .2, Hud .2, Laf .2, Rice .2	12,895
HPN T4	.6 Lin .4	14,118
HPN T5	1.0	13,544
HPN T6	1.0	14,654
HPN T7	1.0	16,144
HPN T8	.3 Bel .4, Rice .3	16,048
HPN T9	.2 HPH .2, Cha .2, Laf .2, Sta St .2	11,223
HPN T10	1.0	11,424
HPN T11	1.0	12,027
HPN T12	1.0	19,314
HPN T13	1.0	14,554
HPN T14	1.0	13,313
HPN T15	1.0	12,200
HPN T16	1.0	19,059
HPN T17	1.0	14,066
HPN T18	1.0	15,134
HPN T19	1.0	11,690
HPN T20	1.0	11,000

Nurses

HPN N1	.3 AW .3, Ran .4	\$ 9,660
--------	------------------	----------

HIGHLAND PARK SOUTH ELEMENTARY  
1980-81  
Administration

ID#	FTE	Total Salary
HPS A1	1.0	\$29,073

Teachers

HPS T1	1.0	\$11,424
HPS T2	1.0	12,304
HPS T3	1.0	11,572
HPS T4	1.0	10,919
HPS T5	1.0	11,424
HPS T6	1.0	13,132
HPS T7	.2	Ran .2, Lo Hi .2, Whi .2, McCl .2
HPS T8	1.0	13,971
HPS T9	1.0	15,846
HPS T10	1.0	11,314
HPS T11	1.0	11,672
HPS T12	1.0	10,919
HPS T13	1.0	11,000
HPS T14	1.0	13,321
HPS T15	1.0	17,684
HPS T16	.5	McCl .5
HPS T17	1.0	13,321
HPS T18	1.0	12,710
HPS T19	1.0	15,975
HPS T20	1.0	17,513
HPS T21	1.0	14,536
HPS T22	1.0	11,314
HPS T23	1.0	13,221

Nurses

HPS N1	.4	AE .4, Q. Hts. .2	\$13,736
--------	----	-------------------	----------

HUDSON ELEMENTARY  
1980-81  
Administration

ID#	FTE	Total Salary
Hud A1	1.0	\$25,413

Teachers

Hud T1	1.0		\$12,263
Hud T2	.2	Bel .2, HPN .2, Laf .2, Rice .2	12,895
Hud T3	.5	Ga .5	12,805
Hud T4	1.0		12,631
Hud T5	1.0		18,605
Hud T6	.5	Laf .5	11,927
Hud T7	1.0		11,314
Hud T8	1.0		12,473
Hud T9	1.0		17,634
Hud T10	.5	Ga .5	13,323
Hud T11	1.0		16,326
Hud T12	1.0		11,314
Hud T13	.2	Bel .2, Sta St .6	11,442
Hud T14	.5	Lin .5	13,150
Hud T15	.5	HPC .5	18,863
Hud T16	1.0		12,932
Hud T17	1.0		19,259
Hud T18	1.0		13,564
Hud T19	1.0		15,366

Nurses

Hud N1	.4	Eis .3, Bel .3	\$12,567
--------	----	----------------	----------



LAFAYETTE ELEMENTARY  
1980-81  
Administration

ID#	FTE	Total Salary
Laf A1	1.0	\$29,791

Teachers

Laf T1	.2	Bel .2, HPN .2, Hud .2, Rice .2	\$12,895
Laf T2	.5	Ga .5	19,859
Laf T3	1.0		12,016
Laf T4	1.0		14,207
Laf T5	1.0		12,677
Laf T6	1.0		16,442
Laf T7	1.0		11,116
Laf T8	.2	HPH .2, Cha .2, HPN .2, Sta St .2	11,223
Laf T9	1.0		14,554
Laf T10	.5	Hud .5	11,927
Laf T11	1.0		11,823
Laf T12	1.0		13,032
Laf T13	1.0		13,321
Laf T14	1.0		13,180
Laf T15	1.0		10,919
Laf T16	1.0		11,314
Laf T17	1.0		11,927
Laf T18	1.0		11,424
Laf T19	1.0		11,314
Laf T20	1.0		11,314
Laf T21	1.0		12,777
Laf T22	1.0		13,544
Laf T23	1.0		12,027
Laf T24	1.0		11,424
Laf T25	.5	Pot .5	12,163
Laf T26	1.0		11,047
Laf T27	1.0		13,150

Nurses

Laf N1	.3	Lin .2, Part-time	\$ 5,866
--------	----	----------------------	----------

LINN ELEMENTARY  
1980-81  
Administration

ID#	FTE	Total Salary
Lin A1	1.0	\$25,838

Teachers

Lin T1	.4 HPN .6	\$14,118
Lin T2	1.0	13,339
Lin T3	1.0	12,777
Lin T4	1.0	11,927
Lin T5	.5 Sha .5	12,650
Lin T6	1.0	14,654
Lin T7	1.0	13,544
Lin T8	.2 Cre .2, HPC .2, Qui .2, Q. Hts. .2	13,896
Lin T9	1.0	11,424
Lin T10	1.0	12,027
Lin T11	1.0	14,952
Lin T12	.5 Hud .5	13,150
Lin T13	.4 McEa .6	16,345
Lin T14	.5 Rice .5	16,321
Lin T15	.5 Part-time	6,516
Lin T16	1.0	11,314
Lin T17	1.0	12,163
Lin T18	1.0	13,150

Nurses

Lin N1	.2 Laf .3, Part-time	\$ 5,866
--------	-------------------------	----------

LOWMAN HILL ELEMENTARY  
1980-81  
Administration

ID#	FTE	Total Salary
Lo Hi A1	1.0	\$26,393

Teachers

Lo Hi T1	1.0	\$12,813
Lo Hi T2	1.0	18,903
Lo Hi T3	1.0	13,050
Lo Hi T4	1.0	16,021
Lo Hi T5	1.0	10,919
Lo Hi T6	1.0	12,777
Lo Hi T7	1.0	11,424
Lo Hi T8	.2 HPS .2, Ran .2, McCl .2, Whi .2	11,552
Lo Hi T9	1.0	11,424
Lo Hi T10	1.0	11,118
Lo Hi T11	1.0	14,711
Lo Hi T12	1.0	11,800
Lo Hi T13	1.0	14,207
Lo Hi T14	.5 Sum .5	18,107
Lo Hi T15	1.0	13,350
Lo Hi T16	.5 Q. Hts. .5	19,159
Lo Hi T17	1.0	18,307
Lo Hi T18	1.0	12,676
Lo Hi T19	1.0	11,789
Lo Hi T20	1.0	11,424
Lo Hi T21	1.0	14,654

Nurses

Lo Hi N1	.4 Rob .4, Sp. Assmt. .2	\$11,768
----------	-----------------------------	----------

LUNDGREN ELEMENTARY  
1980-81  
Administration

ID#	FTE	Total Salary
Lun A1	1.0	\$22,638

Teachers

Lun T1	1.0		\$11,314
Lun T2	.5	Pot .5	14,194
Lun T3	.5	Sta St .5	15,350
Lun T4	.5	Part-time	6,900
Lun T5	1.0		14,308
Lun T6	1.0		12,459
Lun T7	1.0		16,326
Lun T8	1.0		18,859
Lun T9	1.0		13,150
Lun T10	1.0		15,723
Lun T11	.6	Part-time	6,643
Lun T12	1.0		18,605
Lun T13	1.0		11,314
Lun T14	1.0		13,739
Lun T15	1.0		16,319
Lun T16	1.0		11,927
Lun T17	1.0		18,633
Lun T18	.2	HPC .1, Rice .1, Sp. Assmt. .6	27,263
Lun T19	.5	Sta St .5	14,207

Nurses

Lun N1	.2	Cha .3, Rice .2, Sta St .3	\$11,628
--------	----	-------------------------------	----------

McCARTER ELEMENTARY  
1980-81  
Administration

ID#	FTE	Total Salary
McCa A1	1.0	\$27,913

Teachers

McCa T1	1.0	\$12,913
McCa T2	1.0	18,859
McCa T3	1.0	19,059
McCa T4	1.0	13,132
McCa T5	.5 McEa .5	14,952
McCa T6	1.0	16,915
McCa T7	.3 Bis .3, AW .2, McEa .2	14,194
McCa T8	1.0	16,915
McCa T9	1.0	15,723
McCa T10	1.0	16,021
McCa T11	1.0	14,307
McCa T12	1.0	18,605
McCa T13	.5 Part-time	6,610
McCa T14	1.0	11,314
McCa T15	1.0	11,223
McCa T16	.5 Bis .5	18,520
McCa T17	1.0	14,431
McCa T18	1.0	11,442
McCa T19	.5 Bis .5	16,319
McCa T20	.2 AW .2, Bis .2, McEa .2, Sto .2	13,150
McCa T21	.5 Part-time	7,277
McCa T22	1.0	17,809
McCa T23	1.0	16,319
McCa T24	1.0	12,934
McCa T25	1.0	18,307

Nurses

McCa N1	.3 Lan .3, Whi .4	\$13,776
---------	-------------------	----------

McCLURE ELEMENTARY  
1980-81  
Administration

ID#	FTE	Total Salary
McC1 A1	1.0	\$26,778

Teachers

McC1 T1	1.0	\$18,009
McC1 T2	1.0	12,027
McC1 T3	1.0	12,777
McC1 T4	1.0	11,750
McC1 T5	1.0	14,364
McC1 T6	1.0	11,790
McC1 T7	1.0	16,824
McC1 T8	.2 Sto .5, Part-time	8,794
McC1 T9	1.0	17,213
McC1 T10	.2 HPS .2, Lo Hi .2, Ran .2, Whi .2	11,552
McC1 T11	1.0	15,685
McC1 T12	1.0	12,344
McC1 T13	1.0	14,066
McC1 T14	1.0	13,544
McC1 T15	1.0	18,463
McC1 T16	1.0	16,319
McC1 T17	1.0	15,548
McC1 T18	1.0	16,340
McC1 T19	1.0	11,314
McC1 T20	.5 HPS .5	18,701
McC1 T21	1.0	11,047
McC1 T22	1.0	14,952

Nurses

McC1 N1	.3 McEa .3, Fre .4	\$10,729
---------	--------------------	----------

McEACHRON ELEMENTARY  
1980-81  
Administration

ID#	FTE	Total Salary
McEa A1	1.0	\$25,338

Teachers

McEa T1	1.0	\$16,319
McEa T2	1.0	12,027
McEa T3	1.0	11,424
McEa T4	1.0	13,664
McEa T5	1.0	10,919
McEa T6	1.0	15,448
McEa T7	1.0	14,783
McEa T8	1.0	17,511
McEa T9	1.0	17,511
McEa T10	1.0	11,424
McEa T11	.5 Part-time	6,131
McEa T12	1.0	17,213
McEa T13	.5 McCa .5	14,952
McEa T14	.2 AW .2, Bis .3, McCa .3	14,194
McEa T15	1.0	14,364
McEa T16	1.0	10,919
McEa T17	1.0	12,027
McEa T18	.6 Ran .4	12,913
McEa T19	1.0	15,551
McEa T20	.5 Ga .5	12,813
McEa T21	.2 AW .2, Bis .2, McCa .2, Sto .2	13,150
McEa T22	1.0	19,797
McEa T23	.6 Lin .4	16,345

Nurses

McEa N1	.3 McC1 .3, Fre .4	\$10,729
---------	--------------------	----------

POTWIN ELEMENTARY  
 1980-81  
 Administration

ID#	FTE	Total Salary
Pot A1	1.0	\$25,578

Teachers

Pot T1	.5	Part-time	\$ 5,963
Pot T2	1.0		13,150
Pot T3	.5	Lun .5	14,194
Pot T4	1.0		15,099
Pot T5	1.0		18,903
Pot T6	1.0		15,723
Pot T7	.5	Qui .5	16,919
Pot T8	1.0		18,605
Pot T9	1.0		11,790
Pot T10	.3	THS .2, Rob .2, Ran .3	17,855
Pot T11	.2	AE .2, Ga .2, Sha .2, Sum .2	15,279
Pot T12	.6	Rice .4	12,292
Pot T13	.6	Part-time	9,002
Pot T14	1.0		18,903
Pot T15	.5	Bel .5	11,781
Pot T16	.5	Laf .5	12,163
Pot T17	1.0		14,207
Pot T18	1.0		14,952

Nurses

Pot N1	.3	Ga .3, Sum .4	\$13,417
--------	----	---------------	----------



QUINCY ELEMENTARY  
1980-81  
Administration

ID#	FTE	Total Salary
Qui A1	1.0	\$26,538

Teachers

Qui T1	1.0		\$12,905
Qui T2	1.0		12,026
Qui T3	1.0		11,424
Qui T4	1.0		14,107
Qui T5	1.0		19,059
Qui T6	1.0		17,511
Qui T7	1.0		19,103
Qui T8	.5	Pot .5	16,919
Qui T9	.8	Sum .2	11,424
Qui T10	.2	Cre .2, HPC .2, Lin .2, Q. Hts. .2	13,896
Qui T11	1.0		13,132
Qui T12	1.0		16,144
Qui T13	1.0		14,218
Qui T14	1.0		14,654
Qui T15	1.0		12,813
Qui T16	1.0		11,672
Qui T17	1.0		11,790
Qui T18	1.0		14,500
Qui T19	1.0		13,050
Qui T20	1.0		11,927
Qui T21	1.0		11,424
Qui T22	1.0		11,823
Qui T23	1.0		18,903
Qui T24	1.0		11,690

Nurses

Qui N1	.5	Sto .5	\$13,997
--------	----	--------	----------

QUINTON HEIGHTS ELEMENTARY  
1980-81  
Administration

ID#	FTE	Total Salary
Q Hts A1	1.0	\$25,838

Teachers

Q Hts T1	.4	Bel .6	\$13,146
Q Hts T2	.5	Rice .5	19,059
Q Hts T3	1.0		12,027
Q Hts T4	1.0		18,903
Q Hts T5	1.0		13,132
Q Hts T6	.6	Ran .4	13,032
Q Hts T7	.2	Cre .2, HPC .2, Lin .2, Qui .2	13,896
Q Hts T8	1.0		14,118
Q Hts T9	1.0		14,207
Q Hts T10	1.0		14,561
Q Hts T11	1.0		18,903
Q Hts T12	.4	AE .6	21,016
Q Hts T13	.5	Lo Hi .5	19,159
Q Hts T14	1.0		16,617
Q Hts T15	1.0		11,424
Q Hts T16	1.0		15,448
Q Hts T17	1.0		13,032
Q Hts T18	1.0		12,777

Nurses

Q Hts N1	.2	HPS .4, AE .4	\$13,736
----------	----	---------------	----------

RANDOLPH ELEMENTARY  
1980-81  
Administration

ID#	FTE	Total Salary
Ran A1	1.0	\$25,938

Teachers

Ran T1	1.0		\$18,903
Ran T2	1.0		11,442
Ran T3	1.0		12,813
Ran T4	.5	Sto .5	12,345
Ran T5	1.0		16,824
Ran T6	1.0		16,920
Ran T7	.4	Q. Hts. .6	13,032
Ran T8	1.0		18,903
Ran T9	.2	HPS .2, Lo Hi .2, McCl .2, Whi .2	11,552
Ran T10	.3	THS .2, Rob .2, Pot .3	17,855
Ran T11	.6	Part-time	8,464
Ran T12	1.0		12,163
Ran T13	1.0		19,059
Ran T14	1.0		13,221
Ran T15	1.0		13,626
Ran T16	1.0		18,605
Ran T17	.4	Part-time	4,770
Ran T18	.5	Whi .5	18,905
Ran T19	1.0		13,013
Ran T20	.4	McEa .6	12,913
Ran T21	1.0		16,319
Ran T22	1.0		13,050
Ran T23	1.0		13,464
Ran T24	1.0		15,401
Ran T25	1.0		13,767

Nurses

Ran N1	.4	AW .3, HPN .3	\$ 9,660
--------	----	---------------	----------

RICE ELEMENTARY  
1980-81  
Administration

ID#	FTE	Total Salary
Rice A1	1.0	\$23,338

Teachers

Rice T1	.5	Q. Hts. .5	\$19,059
Rice T2	.2	Bel .2, HPN .2, Hud .2, Laf .2	12,895
Rice T3	1.0		11,672
Rice T4	.5	Part-time	6,338
Rice T5	.5	Part-time	5,887
Rice T6	.3	Bel .4, HPN .3	16,048
Rice T7	.5	Part-time	5,111
Rice T8	1.0		11,790
Rice T9	1.0		15,078
Rice T10	.4	Pot .6	12,292
Rice T11	1.0		14,952
Rice T12	1.0		12,440
Rice T13	.5	Part-time	8,159
Rice T14	.5	Part-time	6,283
Rice T15	1.0		14,431
Rice T16	.1	HPC .1, Lun .2, Sp. Assmt. .6	27,263
Rice T17	.5	Lin .5	16,321

Nurses

Rice N1	.2	Cha .3, Lun .2, Sta St .3	\$11,628
---------	----	------------------------------	----------

SHANER ELEMENTARY  
1980-81  
Administration

ID#	FTE	Total Salary
Sha A1	1.0	\$24,024

Teachers

Sha T1	.2	Bel .8	\$12,969
Sha T2	1.0		18,307
Sha T3	1.0		18,165
Sha T4	.5	AW .5	14,931
Sha T5	.2	AE .8	12,777
Sha T6	.5	Lin .5	12,650
Sha T7	1.0		13,132
Sha T8	1.0		14,066
Sha T9	1.0		11,314
Sha T10	.2	AE .2, Ga .2, Pot .2, Sum .2	15,279
Sha T11	1.0		12,828
Sha T12	.5	AW .5	18,309
Sha T13	1.0		11,672
Sha T14	.5	AW .5	14,754
Sha T15	.5	Sum .5	13,160
Sha T16	1.0		13,900
Sha T17	1.0		19,059
Sha T18	1.0		14,836
Sha T19	1.0		18,761
Sha T20	1.0		13,032
Sha T21	1.0		18,761

Nurses

Sha N1	.4	Bis .3, Jar .3	\$14,941
--------	----	----------------	----------

STATE STREET ELEMENTARY  
1980-81  
Administration

ID#	FTE	Total Salary
Sta St A1	1.0	\$25,938

Teachers

Sta St T1	1.0	\$12,677
Sta St T2	1.0	19,059
Sta St T3	1.0	11,572
Sta St T4	.5 Lun .5	15,350
Sta St T5	1.0	16,824
Sta St T6	1.0	18,903
Sta St T7	.2 HPH .2, Cha .2, HPN .2, Laf .2	11,223
Sta St T8	.5 Sum .5	18,861
Sta St T9	1.0	12,311
Sta St T10	1.0	18,903
Sta St T11	1.0	17,589
Sta St T12	1.0	16,326
Sta St T13	1.0	14,654
Sta St T14	1.0	16,326
Sta St T15	1.0	16,526
Sta St T16	1.0	18,903
Sta St T17	1.0	13,768
Sta St T18	.6 Bel .2, Hud .2	11,442
Sta St T19	1.0	19,627
Sta St T20	1.0	19,059
Sta St T21	.5 Lun .5	14,207
Sta St T22	1.0	12,525

Nurses

Sta St N1	.3 Cha .3, Lun .2, Rice .2	\$11,628
-----------	-------------------------------	----------

STOUT ELEMENTARY  
1980-81  
Administration

ID#	FTE	Total Salary
Sto A1	1.0	\$26,747

Teachers

Sto T1	1.0		\$11,424
Sto T2	1.0		18,605
Sto T3	.5	Ran .5	12,345
Sto T4	1.0		13,321
Sto T5	1.0		16,915
Sto T6	1.0		13,132
Sto T7	.5	McCl .2, Part-time	8,794
Sto T8	1.0		18,903
Sto T9	1.0		16,617
Sto T10	1.0		17,511
Sto T11	1.0		17,038
Sto T12	1.0		11,047
Sto T13	1.0		18,903
Sto T14	1.0		13,900
Sto T15	1.0		12,777
Sto T16	.2	AW .2, Bis .2, McCa .2, McEa .2	13,150
Sto T17	1.0		16,151
Sto T18	1.0		11,790
Sto T19	1.0		14,383

Nurses

Sto N1	.5	Qui .5	\$13,997
--------	----	--------	----------

SUMNER ELEMENTARY  
1980-81  
Administration

ID#	FTE	Total Salary
Sum A1	1.0	\$25,838

Teachers

Sum T1	1.0		\$14,207
Sum T2	1.0		11,587
Sum T3	.2	Qui .8	11,424
Sum T4	1.0		11,572
Sum T5	1.0		17,809
Sum T6	.5	Sta St .5	18,861
Sum T7	1.0		13,768
Sum T8	1.0		18,605
Sum T9	1.0		13,662
Sum T10	.2	AE .2, Ga .2, Pot .2, Sha .2	15,279
Sum T11	1.0		13,818
Sum T12	.5	Lo Hi .5	18,107
Sum T13	.5	Sha .5	13,160
Sum T14	.4	AW .6	13,259
Sum T15	1.0		13,544
Sum T16	1.0		13,113
Sum T17	1.0		11,314
Sum T18	.5	Part-time	7,777
Sum T19	1.0		18,230

Nurses

Sum N1	.4	Ga .3, Pot .3	\$13,417
--------	----	---------------	----------



WHITSON ELEMENTARY  
1980-81  
Administration

ID#	FTE	Total Salary
Whi A1	1.0	\$28,913

Teachers

Whi T1	.6	Part-time	\$ 8,168
Whi T2	1.0		18,307
Whi T3	1.0		12,795
Whi T4	1.0		15,134
Whi T5	1.0		12,263
Whi T6	1.0		11,572
Whi T7	.5	Ga .5	12,932
Whi T8	1.0		11,587
Whi T9	.2	HPS .2, Lo Hi .2, McCl .2, Ran .2	11,552
Whi T10	1.0		14,364
Whi T11	1.0		12,027
Whi T12	1.0		12,677
Whi T13	1.0		18,903
Whi T14	.5	Ran .5	18,905
Whi T15	1.0		17,511
Whi T16	1.0		16,624
Whi T17	1.0		14,654
Whi T18	1.0		11,790
Whi T19	1.0		16,740
Whi T20	1.0		17,586
Whi T21	.5	Cre .5	13,150
Whi T22	1.0		14,852
Whi T23	1.0		12,392
Whi T24	1.0		16,021
Whi T25	1.0		11,572
Whi T26	1.0		11,314

Nurses

Whi N1	.4	Lan .3, McCa .3	\$13,776
--------	----	-----------------	----------


CAPITAL CITY  
1980-81  
Administration

ID#	FTE	Total Salary
CC A1	1.0	\$30,172
CC A2	1.0	22,325

Teachers

CC T1	1.0		\$12,000
CC T2	.5	Jan .5	19,703
CC T3	1.0		11,314
CC T4	1.0		11,468
CC T5	1.0		16,227
CC T6	1.0		11,790
CC T7	1.0		15,214
CC T8	1.0		14,500
CC T9	1.0		13,113
CC T10	1.0		11,587
CC T11	1.0		10,919
CC T12	1.0		11,623
CC T13	1.0		14,533
CC T14	1.0		13,350
CC T15	1.0		12,877
CC T16	1.0		16,604
CC T17	1.0		14,350
CC T18	1.0		11,314
CC T19	1.0		11,314
CC T20	1.0		11,314
CC T21	.5	Part-time	8,569
CC T22	1.0		11,602
CC T23	1.0		13,113
CC T24	1.0		13,759
CC T25	1.0		17,834
CC T26	1.0		14,207
CC T27	1.0		12,813
CC T28	1.0		14,660
CC T29	1.0		12,577
CC T30	1.0		14,668
CC T31	1.0		12,577
CC T32	1.0		13,764
CC T33	1.0		13,559
CC T34	1.0		15,605
CC T35	1.0		11,424

ID#	FTE	Total Salary
CC T36	1.0	\$11,572
CC T37	1.0	12,311
CC T38	1.0	11,314
CC T39	1.0	14,631
CC T40	1.0	11,468
CC T41	1.0	12,000
CC T42	1.0	14,222
CC T43	1.0	11,468
CC T44	1.0	11,314
CC T45	1.0	14,350
CC T46	1.0	14,854
CC T47	1.0	13,764
CC T48	1.0	11,314
CC T49	1.0	11,424
CC T50	1.0	14,964
CC T51	1.0	11,672
CC T52	1.0	14,550
CC T53	1.0	13,877



IDENTIFICATION of SCHOOLS  
TOPEKA PUBLIC SCHOOLS  
UNIFIED SCHOOL DISTRICT 501

High Schools

Highland Park High School	HPH
Topeka High School	THS
Topeka West High School	TWH

Middle Schools

Boswell Middle School	Bos
Chase Middle School	Cha
East Topeka Middle School	ETM
Eisenhower Middle School	Eis
French Middle School	Fre
Highland Park Middle School	HPM
Holliday Middle School	Hol
Jardine Middle School	Jar
Landon Middle School	Lan
Robinson Middle School	Rob
Roosevelt Middle School	Roos

Elementary Schools

Avondale East Elementary School	AE
Avondale West Elementary School	AW
Belvoir Elementary School	Bel
Bishop Elementary School	Bis
Central Park Elementary School	CP
Crestview Elementary School	Cre
Gage Elementary School	Ga
Highland Park Central Elementary School	HPC
Highland Park North Elementary School	HPN
Highland Park South Elementary School	HPS
Hudson Elementary School	Hud
Lafayette Elementary School	Laf
Linn Elementary School	Lin
Lowman Hill Elementary School	Lo Hi
Lundgren Elementary School	Lun
McCarter Elementary School	McCa
McClure Elementary School	McCl
McEachron Elementary School	McEa
Potwin Elementary School	Pot
Quincy Elementary School	Qui
Quinton Heights Elementary School	Q Hts
Randolph Elementary School	Ran
Rice Elementary School	Rice
Shaner Elementary School	Sha
State Street Elementary School	Sta St
Stout Elementary School	Sto
Sumner Elementary School	Sum
Whitson Elementary School	Whi
Capital City Schools	CC

HIGHLAND PARK HIGH  
1981-82  
Administration

ID#	FTE	Total Salary
HPH A1	1.0	\$37,712
HPH A2	1.0	32,359
HPH A3	1.0	22,000
HPH A4	1.0	23,405
HPH A5	1.0	24,852
HPH A6	1.0	26,593

Teachers

HPH T1	1.0	\$13,446
HPH T2	1.0	14,880
HPH T3	1.0	18,302
HPH T4	1.0	15,955
HPH T5	1.0	14,089
HPH T6	1.0	13,140
HPH T7	1.0	14,377
HPH T8	1.0	14,975
HPH T9	1.0	12,900
HPH T10	1.0	21,407
HPH T11	1.0	13,367
HPH T12	1.0	19,269
HPH T13	1.0	22,190
HPH T14	1.0	15,690
HPH T15	1.0	21,475
HPH T16	1.0	17,780
HPH T17	1.0	22,938
HPH T18	1.0	16,020
HPH T19	1.0	17,445
HPH T20	1.0	14,411
HPH T21	1.0	13,500
HPH T22	.6 Part-time	8,993
HPH T23	1.0	17,198
HPH T24	1.0	13,178
HPH T25	1.0	14,109
HPH T26	1.0	18,250
HPH T27	1.0	18,138
HPH T28	1.0	15,338
HPH T29	1.0	15,031
HPH T30	1.0	13,250
HPH T31	1.0	17,585
HPH T32	1.0	17,608
HPH T33	1.0	14,834
HPH T34	1.0	22,601
HPH T35	1.0	20,568

ID#	FTE		Total Salary
HPH T36	1.0		\$18,744
HPH T37	1.0		14,747
HPH T38	1.0		21,501
HPH T39	.2	Eis .8	13,966
HPH T40	1.0		15,551
HPH T41	1.0		13,909
HPH T42	1.0		13,115
HPH T43	1.0		16,149
HPH T44	1.0		15,722
HPH T45	1.0		14,436
HPH T46	1.0		15,960
HPH T47	1.0		16,969
HPH T48	.4	THS .2, Jar .4	16,703
HPH T49	1.0		21,101
HPH T50	1.0		14,954
HPH T51	1.0		22,889
HPH T52	.2	Jar .8	12,900
HPH T53	.6	TWH .4	14,989
HPH T54	1.0		15,926
HPH T55	1.0		20,568
HPH T56	1.0		14,410
HPH T57	1.0		17,120
HPH T58	1.0		19,260
HPH T59	.6	Part-time	9,188
HPH T60	1.0		15,786
HPH T61	1.0		14,424
HPH T62	1.0		17,236
HPH T63	1.0		13,256
HPH T64	1.0		13,000
HPH T65	1.0		17,904
HPH T66	1.0		15,114
HPH T67	1.0		17,770
HPH T68	1.0		13,358
HPH T69	1.0		20,738
HPH T70	.4	Sp. Assmt. .6	25,059
HPH T71	1.0		12,900
HPH T72	1.0		15,205
HPH T73	1.0		14,020
HPH T74	1.0		13,258
HPH T75	1.0		16,775
HPH T76	1.0		13,430
HPH T77	1.0		13,000
HPH T78	1.0		12,940
HPH T79	1.0		13,110
HPH T80	1.0		13,280

ID#	FTE	Total Salary
HPH T81	1.0	\$14,076
HPH T82	1.0	14,165
HPH T83	.6 Sp. Assmt. .4	15,640
HPH T84	1.0	13,110

Nurses

HPH N1	1.0	\$14,064
--------	-----	----------



TOPEKA HIGH  
1981-82  
Administration

ID#	FTE	Total Salary
THS A1	1.0	\$37,112
THS A2	1.0	30,449
THS A3	1.0	28,695
THS A4	1.0	27,279
THS A5	1.0	30,605
THS A6	1.0	26,765

Teachers

THS T1	1.0		\$15,062
THS T2	1.0		14,878
THS T3	1.0		19,919
THS T4	1.0		18,130
THS T5	1.0		17,128
THS T6	1.0		16,255
THS T7	1.0		19,269
THS T8	1.0		15,036
THS T9	1.0		13,500
THS T10	1.0		22,357
THS T11	1.0		16,096
THS T12	1.0		22,755
THS T13	1.0		19,392
THS T14	1.0		13,256
THS T15	1.0		16,345
THS T16	1.0		20,320
THS T17	1.0		18,109
THS T18	.4	Fre .6	16,019
THS T19	1.0		13,494
THS T20	1.0		13,721
THS T21	1.0		19,394
THS T22	1.0		16,535
THS T23	.6	Part-time	8,846
THS T24	1.0		16,879
THS T25	1.0		15,099
THS T26	1.0		17,585
THS T27	1.0		18,666
THS T28	1.0		13,809
THS T29	1.0		14,096
THS T30	1.0		16,099
THS T31	1.0		13,840
THS T32	1.0		21,542
THS T33	1.0		12,800
THS T34	.2	Rob .2, Pot .2, Ran .2, Lo Hi .2	19,662
THS T35	1.0		15,271

ID#	FTE	Total Salary
THS T36	1.0	\$16,937
THS T37	1.0	14,875
THS T38	1.0	22,593
THS T39	1.0	15,468
THS T40	1.0	14,610
THS T41	1.0	13,356
THS T42	1.0	14,742
THS T43	1.0	19,629
THS T44	1.0	15,175
THS T45	1.0	18,724
THS T46	1.0	20,796
THS T47	1.0	15,668
THS T48	1.0	14,067
THS T49	1.0	14,109
THS T50	1.0	18,302
THS T51	1.0	19,594
THS T52	1.0	17,743
THS T53	1.0	20,973
THS T54	1.0	14,852
THS T55	1.0	13,200
THS T56	.2 HPH .4, Jan .4	16,703
THS T57	1.0	14,487
THS T58	1.0	15,537
THS T59	1.0	20,738
THS T60	1.0	13,909
THS T61	1.0	17,128
THS T62	1.0	16,207
THS T63	1.0	16,520
THS T64	1.0	12,900
THS T65	1.0	13,250
THS T66	1.0	17,711
THS T67	1.0	22,638
THS T68	1.0	15,315
THS T69	1.0	25,048
THS T70	1.0	18,420
THS T71	.4 Sp. Assmt. .6	25,396
THS T72	1.0	18,800
THS T73	.4 Sp. Assmt. .6	28,634
THS T74	1.0	21,535
THS T75	1.0	14,989
THS T76	1.0	18,745
THS T77	.4 Sp. Assmt. .6	28,412
THS T78	1.0	15,712
THS T79	1.0	25,447
THS T80	1.0	19,549

ID#	FTE	Total Salary
THS T81	1.0	\$13,358
THS T82	1.0	15,638
THS T83	1.0	15,262
THS T84	1.0	21,105
THS T85	1.0	20,738
THS T86	1.0	21,542
THS T87	1.0	20,802
THS T88	1.0	15,970
THS T89	1.0	16,594
THS T90	1.0	12,800
THS T91	1.0	14,170
THS T92	1.0	14,535
THS T93	1.0	15,204
THS T94	1.0	12,900
THS T95	1.0	14,775

Nurses

THS N1	1.0	\$14,018
--------	-----	----------

TOPEKA WEST HIGH  
1981-82  
Administration

ID#	FTE	Total Salary
TWH A1	1.0	\$36,734
TWH A2	1.0	31,059
TWH A3	1.0	27,352
TWH A4	1.0	24,152
TWH A5	1.0	23,977
TWH A6	1.0	27,374

Teachers

TWH T1	1.0		\$14,831
TWH T2	1.0		16,803
TWH T3	1.0		16,997
TWH T4	1.0		13,145
TWH T5	1.0		20,358
TWH T6	1.0		17,262
TWH T7	1.0		14,421
TWH T8	1.0		19,645
TWH T9	1.0		14,211
TWH T10	1.0		13,080
TWH T11	1.0		17,725
TWH T12	.6	Part-time	9,122
TWH T13	1.0		18,420
TWH T14	1.0		15,520
TWH T15	1.0		14,184
TWH T16	1.0		20,413
TWH T17	1.0		20,568
TWH T18	1.0		15,059
TWH T19	1.0		15,162
TWH T20	1.0		17,940
TWH T21	1.0		14,785
TWH T22	1.0		15,214
TWH T23	1.0		21,978
TWH T24	1.0		20,568
TWH T25	1.0		18,302
TWH T26	1.0		22,601
TWH T27	1.0		13,000
TWH T28	1.0		20,497
TWH T29	1.0		17,140
TWH T30	1.0		15,998
TWH T31	1.0		15,485
TWH T32	1.0		18,744
TWH T33	1.0		13,866
TWH T34	1.0		13,936
TWH T35	1.0		15,260

ID#	FTE	Total Salary
TWH T36	1.0	\$18,752
TWH T37	1.0	19,535
TWH T38	1.0	20,695
TWH T39	1.0	14,859
TWH T40	1.0	15,027
TWH T41	1.0	15,468
TWH T42	1.0	20,413
TWH T43	1.0	14,989
TWH T44	.4 Fre .6	13,009
TWH T45	1.0	16,568
TWH T46	1.0	13,866
TWH T47	1.0	18,102
TWH T48	1.0	21,880
TWH T49	.4 HPH .6	14,989
TWH T50	1.0	17,313
TWH T51	1.0	20,243
TWH T52	1.0	14,014
TWH T53	1.0	16,061
TWH T54	1.0	17,148
TWH T55	1.0	20,349
TWH T56	1.0	21,751
TWH T57	1.0	14,570
TWH T58	1.0	13,766
TWH T59	1.0	13,936
TWH T60	1.0	22,594
TWH T61	1.0	18,767
TWH T62	1.0	21,003
TWH T63	1.0	22,313
TWH T64	1.0	12,900
TWH T65	1.0	14,011
TWH T66	1.0	20,568
TWH T67	1.0	19,059
TWH T68	1.0	20,077
TWH T69	.5 Lan .2, Part-time	9,030
TWH T70	1.0	13,524
TWH T71	1.0	22,104
TWH T72	1.0	13,155
TWH T73	1.0	15,262
TWH T74	1.0	25,496
TWH T75	1.0	16,350
TWH T76	1.0	15,594
TWH T77	1.0	13,954
TWH T78	1.0	14,504
TWH T79	1.0	17,137
TWH T80	1.0	18,970

ID#	FTE	Total Salary
TWH T81	1.0	\$15,330
TWH T82	1.0	14,954
TWH T83	1.0	21,018
TWH T84	1.0	19,750

Nurses

TWH N1	1.0	\$12,441
--------	-----	----------

CHASE MIDDLE SCHOOL  
1981-82  
Administration

ID#	FTE	Total Salary
Cha A1	1.0	\$31,227

Teachers

Cha T1	1.0		\$21,232
Cha T2	1.0		20,868
Cha T3	.5	Part-time	6,450
Cha T4	.5	Eis .5	13,866
Cha T5	1.0		14,329
Cha T6	1.0		14,745
Cha T7	1.0		14,250
Cha T8	.4	Sp. Assmt. .6	29,359
Cha T9	1.0		21,538
Cha T10	1.0		15,596
Cha T11	1.0		13,355
Cha T12	1.0		15,290
Cha T13	.2	Bel .2, HPN .2, Laf .2, Sta St .2	13,598
Cha T14	1.0		17,635
Cha T15	1.0		19,332
Cha T16	1.0		14,710
Cha T17	1.0		12,900
Cha T18	1.0		13,000
Cha T19	1.0		16,117
Cha T20	1.0		12,900
Cha T21	1.0		12,900
Cha T22	1.0		15,118
Cha T23	1.0		15,440
Cha T24	.4	Part-time	5,546
Cha T25	.6	Part-time	7,985
Cha T26	1.0		17,347
Cha T27	1.0		14,928
Cha T28	1.0		13,458
Cha T29	1.0		19,394
Cha T30	1.0		23,944
Cha T31	1.0		14,778
Cha T32	.5	Jar .5	15,821
Cha T33	1.0		20,568
Cha T34	.4	Sp. Assmt. .6	27,896

Nurses

Cha N1	.4	Lun .2, Sta St .4	\$13,004
--------	----	----------------------	----------

EISENHOWER MIDDLE SCHOOL  
1981-82  
Administration

ID#	FTE	Total Salary
Eis A1	1.0	\$27,727

Teachers

Eis T1	1.0	\$15,712
Eis T2	1.0	19,719
Eis T3	.5 Cha .5	13,866
Eis T4	1.0	13,917
Eis T5	1.0	14,875
Eis T6	1.0	12,900
Eis T7	1.0	13,285
Eis T8	1.0	13,245
Eis T9	1.0	12,900
Eis T10	.8 HPH .2	13,966
Eis T11	1.0	15,062
Eis T12	1.0	12,900
Eis T13	1.0	13,000
Eis T14	1.0	18,302
Eis T15	1.0	12,027
Eis T16	1.0	12,800
Eis T17	1.0	17,205
Eis T18	1.0	16,750
Eis T19	1.0	14,043
Eis T20	1.0	19,409
Eis T21	1.0	12,900
Eis T22	1.0	12,900
Eis T23	1.0	17,663
Eis T24	1.0	20,738
Eis T25	1.0	12,800
Eis T26	1.0	16,280
Eis T27	1.0	13,500
Eis T28	1.0	14,745
Eis T29	1.0	14,195
Eis T30	.2 Hud .2, Lun .2, Sp. Assmt. .4	29,250
Eis T31	1.0	15,332
Eis T32	1.0	20,213
Eis T33	1.0	20,123
Eis T34	.5 Lin .5	13,258
Eis T35	1.0	23,614



ID#	FTE	Total Salary
Eis T36	1.0	\$21,038

Nurses

Eis N1	.3 Bel .3, Hud .4	\$13,715
--------	-------------------	----------

FRENCH MIDDLE SCHOOL  
1981-82  
Administration

ID#	FTE	Total Salary
Fre A1	1.0	\$29,930

Teachers

Fre T1	.5	Part-time	\$ 6,933
Fre T2	1.0		14,745
Fre T3	1.0		14,745
Fre T4	1.0		15,963
Fre T5	.6	THS .4	16,019
Fre T6	1.0		15,407
Fre T7	1.0		13,965
Fre T8	1.0		17,462
Fre T9	1.0		14,681
Fre T10	1.0		15,259
Fre T11	1.0		20,569
Fre T12	.6	TWH .4	13,009
Fre T13	1.0		21,368
Fre T14	.4	Sp. Assmt. .6	30,263
Fre T15	1.0		12,900
Fre T16	1.0		13,766
Fre T17	1.0		18,095
Fre T18	.5	Part-time	7,324
Fre T19	1.0		18,619
Fre T20	1.0		18,914
Fre T21	1.0		12,900
Fre T22	1.0		14,619
Fre T23	1.0		23,079
Fre T24	1.0		16,024
Fre T25	.6	Part-time	8,320
Fre T26	1.0		14,322
Fre T27	1.0		15,290
Fre T28	1.0		15,098
Fre T29	1.0		20,049

Nurses

Fre N1	.4	McCl .3, McEa .3	\$12,331
--------	----	---------------------	----------

JARDINE MIDDLE SCHOOL  
1981-82  
Administration

ID#	FTE	Total Salary
Jar A1	1.0	\$31,852

Teachers

Jar T1	.5	CC .5	\$21,368
Jar T2	.7	Part-time	9,706
Jar T3	1.0		15,955
Jar T4	1.0		13,255
Jar T5	1.0		16,833
Jar T6	1.0		12,900
Jar T7	1.0		15,955
Jar T8	1.0		12,900
Jar T9	1.0		14,371
Jar T10	1.0		17,126
Jar T11	1.0		15,004
Jar T12	1.0		14,320
Jar T13	1.0		13,155
Jar T14	1.0		16,627
Jar T15	.4	HPH .4, THS .2	16,703
Jar T16	1.0		19,473
Jar T17	1.0		14,425
Jar T18	.8	HPH .2	12,900
Jar T19	1.0		14,038
Jar T20	1.0		16,522
Jar T21	1.0		20,738
Jar T22	1.0		12,900
Jar T23	1.0		15,955
Jar T24	.6	Part-time	8,075
Jar T25	.5	Lan .5	13,178
Jar T26	.9	Part-time	14,622
Jar T27	1.0		13,155
Jar T28	1.0		18,265
Jar T29	.5	Cha .5	15,821
Jar T30	1.0		14,875
Jar T31	1.0		13,966
Jar T32	1.0		25,240
Jar T33	1.0		13,866

Nurses

Jar N1	.4	Bis .3, Sha .3	\$16,579
--------	----	----------------	----------

LANDON MIDDLE SCHOOL  
1981-82  
Administration

ID#	FTE	Total Salary
Lan A1	1.0	\$25,405

Teachers

Lan T1	1.0	\$12,900
Lan T2	1.0	20,755
Lan T3	1.0	14,195
Lan T4	1.0	15,115
Lan T5	1.0	13,639
Lan T6	1.0	17,619
Lan T7	1.0	19,718
Lan T8	1.0	13,610
Lan T9	1.0	14,741
Lan T10	1.0	17,239
Lan T11	1.0	14,745
Lan T12	1.0	14,295
Lan T13	1.0	14,724
Lan T14	1.0	15,010
Lan T15	1.0	20,738
Lan T16	1.0	19,337
Lan T17	1.0	14,041
Lan T18	1.0	14,826
Lan T19	.5 Jar .5	13,128
Lan T20	1.0	16,610
Lan T21	1.0	12,800
Lan T22	1.0	14,676
Lan T23	1.0	20,738
Lan T24	.5 Sp. Assmt. .5	12,900
Lan T25	.2 TWH .5, Part-time	9,030
Lan T26	1.0	14,321

Nurses

Lan N1	.4 McCa .3, Whi .3	\$15,025
--------	-----------------------	----------

ROBINSON MIDDLE SCHOOL  
1981-82  
Administration

ID#	FTE	Total Salary
Rob A1	1.0	\$27,405

Teachers

Rob T1	1.0	\$15,234	
Rob T2	1.0	13,766	
Rob T3	1.0	14,075	
Rob T4	1.0	13,327	
Rob T5	1.0	13,000	
Rob T6	1.0	14,746	
Rob T7	1.0	18,944	
Rob T8	1.0	13,000	
Rob T9	1.0	17,615	
Rob T10	1.0	13,255	
Rob T11	1.0	14,195	
Rob T12	1.0	12,900	
Rob T13	1.0	13,540	
Rob T14	1.0	15,319	
Rob T15	1.0	13,000	
Rob T16	.2	THS .2, Pot .2, Ran .2, Lo Hi .2	19,662
Rob T17	1.0	14,675	
Rob T18	1.0	15,140	
Rob T19	1.0	18,429	
Rob T20	1.0	13,866	
Rob T21	1.0	13,000	
Rob T22	1.0	15,013	
Rob T23	1.0	17,645	
Rob T24	1.0	12,900	
Rob T25	.6	Sp. Assmt. .4	18,812
Rob T26	1.0	12,900	
Rob T27	1.0	20,069	
Rob T28	1.0	14,485	
Rob T29	1.0	13,965	
Rob T30	1.0	15,489	
Rob T31	1.0	13,009	
Rob T32	1.0	18,939	
Rob T33	.5	Part-time	8,144
Rob T34	1.0	17,557	
Rob T35	.5	Sp. Assmt. .5	18,566

ID#	FTE	Total Salary
Rob T36	1.0	\$14,141

Nurses

Rob N1	.4	Lo Hi .3	\$13,248
		Sp. Assmt. .3	

AVONDALE EAST ELEMENTARY  
1981-82  
Administration

ID#	FTE	Total Salary
AE A1	1.0	\$26,602

Teachers

AE T1	1.0	\$14,775
AE T2	1.0	13,000
AE T3	1.0	13,000
AE T4	1.0	13,866
AE T5	1.0	13,358
AE T6	1.0	19,394
AE T7	1.0	13,866
AE T8	1.0	13,209
AE T9	1.0	17,130
AE T10	1.0	14,968
AE T11	1.0	14,224
AE T12	1.0	14,287
AE T13	1.0	13,966
AE T14	1.0	13,040
AE T15	.5 Part-time	6,450
AE T16	.2 Ga .2, Pot .2, Sha .2, Sum .2	16,645
AE T17	1.0	15,933
AE T18	.5 Part-time	9,209
AE T19	.5 Q. Hts. .5	22,810
AE T20	.5 Part-time	6,500
AE T21	1.0	13,358
AE T22	1.0	13,000
AE T23	1.0	12,900
AE T24	1.0	15,668

Nurses

AE N1	.5 Part-time	\$ 6,398
-------	--------------	----------

AVONDALE WEST ELEMENTARY  
1981-82  
Administration

ID#	FTE	Total Salary
AW A1	1.0	\$22,000

Teachers

AW T1	1.0		\$17,178
AW T2	1.0		13,000
AW T3	1.0		15,841
AW T4	1.0		15,307
AW T5	1.0		13,109
AW T6	1.0		13,000
AW T7	.5	Sha .5	16,312
AW T8	.2	Bis .3, McEa .3, McCa .2	15,454
AW T9	1.0		16,505
AW T10	.5	Sha .5	19,894
AW T11	1.0		12,800
AW T12	.5	Sha .5	16,155
AW T13	.6	Sum .4	15,019
AW T14	1.0		13,258
AW T15	1.0		13,605
AW T16	1.0		14,295
AW T17	1.0		15,827
AW T18	.2	Bis .2, McCa .2, McEa .2, Sto .2	14,315
AW T19	1.0		15,468
AW T20	1.0		13,329
AW T21	1.0		12,900

Nurses

AW N1	.3	HPN .3, Ran .4	\$13,351
-------	----	----------------	----------



BELVOIR ELEMENTARY  
1981-82  
Administration

ID#	FTE	Total Salary
Bel A1	1.0	\$28,755

Teachers

Bel T1	.5	Q. Hts. .5	\$15,395
Bel T2	.8	Sha .2	14,127
Bel T3	.2	Hud .2, HPN .2, Sta St .2, Laf .2	13,691
Bel T4	1.0		14,800
Bel T5	1.0		15,262
Bel T6	1.0		15,362
Bel T7	1.0		15,262
Bel T8	1.0		14,295
Bel T9	.5	HPN .5	17,530
Bel T10	.2	Cha .2, Laf .2, HPN .2, Sta St .2	13,598
Bel T11	1.0		12,900
Bel T12	1.0		14,975
Bel T13	1.0		13,000
Bel T14	1.0		13,100
Bel T15	1.0		14,502
Bel T16	1.0		13,809
Bel T17	1.0		14,775
Bel T18	1.0		12,900
Bel T19	1.0		13,000
Bel T20	.5	Pot .5	13,866
Bel T21	1.0		15,568
Bel T22	1.0		15,468

Nurses

Bel N1	.3	Hud .4, Eis .3	\$13,715
--------	----	----------------	----------

BISHOP ELEMENTARY  
1981-82  
Administration

ID#	FTE	Total Salary
Bis A1	1.0	\$30,252

Teachers

Bis T1	1.0	\$13,100	
Bis T2	1.0	14,989	
Bis T3	1.0	14,745	
Bis T4	1.0	15,709	
Bis T5	.3	McEa .3, AW .2, McCa .2	15,454
Bis T6	1.0	22,035	
Bis T7	1.0	17,237	
Bis T8	1.0	12,900	
Bis T9	1.0	13,466	
Bis T10	1.0	14,989	
Bis T11	1.0	20,568	
Bis T12	.5	McCa .5	20,142
Bis T13	1.0	20,738	
Bis T14	1.0	15,000	
Bis T15	1.0	18,619	
Bis T16	.5	McCa .5	17,770
Bis T17	1.0	13,909	
Bis T18	.2	AW .2, McCa .2, McEa .2, Sto .2	14,315
Bis T19	1.0	15,955	
Bis T20	1.0	15,712	
Bis T21	1.0	15,955	
Bis T22	1.0	16,146	
Bis T23	1.0	14,502	

Nurses

Bis N1	.3	Jar .4, Sha .3	\$16,579
--------	----	----------------	----------

CRESTVIEW ELEMENTARY  
1981-82  
Administration

ID#	FTE	Total Salary
Cre A1	1.0	\$25,838

Teachers

Cre T1	1.0		\$12,900
Cre T2	.5	Part-time	6,983
Cre T3	1.0		13,866
Cre T4	1.0		12,900
Cre T5	1.0		14,267
Cre T6	1.0		14,358
Cre T7	.2	HPC .2, Lin .2, Qui .2, Q. Hts. .2	15,129
Cre T8	1.0		15,638
Cre T9	.5	Part-time	6,450
Cre T10	1.0		20,737
Cre T11	1.0		14,324
Cre T12	.5	Sto .5	15,133
Cre T13	1.0		20,738
Cre T14	1.0		17,445
Cre T15	1.0		13,000
Cre T16	1.0		20,568
Cre T17	1.0		14,431
Cre T18	1.0		13,000
Cre T19	1.0		16,902
Cre T20	1.0		20,738
Cre T21	1.0		14,502
Cre T22	1.0		14,195
Cre T23	1.0		15,062

Nurses

Cre N1	.3	Sp. Assmt. .3, Part-time	\$ 7,709
--------	----	-----------------------------	----------

GAGE ELEMENTARY  
1981-82  
Administration

ID#	FTE	Total Salary
Ga A1	1.0	\$30,227

Teachers

Ga T1	1.0		\$13,909
Ga T2	.5	Part-time	7,819
Ga T3	1.0		18,419
Ga T4	.5	Qui .5	18,370
Ga T5	1.0		16,389
Ga T6	.5	Part-time	8,140
Ga T7	.2	AE .2, Pot .2, Sha .2, Sum .2	16,645
Ga T8	.5	Pot .5	13,498
Ga T9	.5	Hud .5	14,890
Ga T10	1.0		12,900
Ga T11	1.0		15,214
Ga T12	.5	McEa .5	14,021
Ga T13	1.0		14,424
Ga T14	1.0		20,738
Ga T15	1.0		13,768
Ga T16	1.0		15,668
Ga T17	1.0		14,745
Ga T18	.5	Part-time	6,983
Ga T19	1.0		19,718

Nurses

Ga N1	.3	Pot .3, Sum .4	\$15,227
-------	----	----------------	----------

HIGHLAND PARK CENTRAL ELEMENTARY  
1981-82  
Administration

ID#	FTE	Total Salary
HPC A1	1.0	\$27,752

Teachers

HPC T1	1.0	\$18,104
HPC T2	1.0	15,923
HPC T3	1.0	13,150
HPC T4	1.0	18,033
HPC T5	1.0	12,027
HPC T6	1.0	13,000
HPC T7	1.0	18,560
HPC T8	.2	Cre .2, Lin .2, Qui .2, Q. Hts. .2
HPC T9	1.0	12,800
HPC T10	1.0	13,009
HPC T11	1.0	12,800
HPC T12	1.0	14,324
HPC T13	1.0	13,140
HPC T14	1.0	17,770
HPC T15	1.0	14,654
HPC T16	1.0	12,900
HPC T17	1.0	14,516
HPC T18	1.0	13,966
HPC T19	1.0	15,468
HPC T20	1.0	18,095
HPC T21	1.0	12,363
HPC T22	1.0	13,683
HPC T23	1.0	18,302
HPC T24	.5	Hud .5

Nurses

HPC N1	.4	Part-time	\$ 5,296
--------	----	-----------	----------

HIGHLAND PARK NORTH ELEMENTARY  
1981-82  
Administration

ID#	FTE	Total Salary
HPN A1	1.0	\$25,152

Teachers

HPN T1	1.0	\$19,569
HPN T2	1.0	14,731
HPN T3	.2 Hud .2, Bel .2, Sta St .2, Laf .2	13,691
HPN T4	1.0	14,745
HPN T5	1.0	16,055
HPN T6	1.0	17,579
HPN T7	.5 Bel .5	17,530
HPN T8	1.0	14,675
HPN T9	.2 Bel .2, Laf .2, Cha .2, Sta St .2	13,598
HPN T10	.5 Q. Hts. .5	15,362
HPN T11	1.0	12,900
HPN T12	.5 Part-time	5,598
HPN T13	1.0	13,100
HPN T14	1.0	13,140
HPN T15	1.0	21,016
HPN T16	1.0	15,855
HPN T17	1.0	14,627
HPN T18	1.0	13,866
HPN T19	1.0	20,738
HPN T20	1.0	15,314
HPN T21	1.0	15,134
HPN T22	1.0	12,900
HPN T23	.5 Part-time	6,450

Nurses

HPN N1	.3 AW .3, Ran .4	\$13,351
--------	------------------	----------

HIGHLAND PARK SOUTH ELEMENTARY  
1981-82  
Administration

ID#	FTE	Total Salary
HPS A1	1.0	\$25,152

Teachers

HPS T1	1.0	\$13,000
HPS T2	1.0	12,800
HPS T3	1.0	12,800
HPS T4	1.0	11,572
HPS T5	1.0	12,900
HPS T6	1.0	13,179
HPS T7	1.0	14,295
HPS T8	.2	Ran .2, Whi .2, Lo Hi .2, McCl .2
HPS T9	1.0	15,211
HPS T10	1.0	13,766
HPS T11	1.0	13,000
HPS T12	1.0	12,900
HPS T13	1.0	13,581
HPS T14	1.0	12,900
HPS T15	1.0	14,502
HPS T16	1.0	19,275
HPS T17	.5	McCl .5
HPS T18	1.0	14,502
HPS T19	1.0	13,966
HPS T20	1.0	17,395
HPS T21	1.0	19,044
HPS T22	1.0	15,827
HPS T23	1.0	12,900
HPS T24	1.0	14,502

Nurses

HPS N1	.4	Lin .2, Q. Hts. .4	\$15,273
--------	----	-----------------------	----------

HUDSON ELEMENTARY  
1981-82  
Administration

ID#	FTE	Total Salary
Hud A1	1.0	\$27,227

Teachers

Hud T1	.5	Part-time	\$ 6,729
Hud T2	.2	Bel .2, HPN .2, Sta St .2, Laf .2	13,691
Hud T3	1.0		12,800
Hud T4	1.0		14,687
Hud T5	1.0		20,243
Hud T6	.5	Laf .5	14,663
Hud T7	.5	Part-time	6,450
Hud T8	1.0		13,805
Hud T9	1.0		17,634
Hud T10	.5	Ga .5	14,890
Hud T11	.5	Lun .5	13,849
Hud T12	1.0		17,778
Hud T13	1.0		12,900
Hud T14	.5	Lin .5	14,424
Hud T15	.2	Lun .2, Eis .2, Sp. Assmt. .4	29,250
Hud T16	.5	HPC .5	20,489
Hud T17	1.0		14,096
Hud T18	1.0		20,988
Hud T19	1.0		14,775

Nurses

Hud N1	.4	Eis .3, Bel .3	\$13,715
--------	----	----------------	----------



LAFAYETTE ELEMENTARY  
1981-82  
Administration

ID#	FTE	Total Salary
Laf A1	1.0	\$30,227

Teachers

Laf T1	.2	Hud .2, HPN .2, Bel .2, Sta St .2	\$13,691
Laf T2	.5	Pot .5	21,538
Laf T3	1.0		13,100
Laf T4	1.0		15,568
Laf T5	1.0		13,966
Laf T6	1.0		17,904
Laf T7	.2	Cha .2, Bel .2, HPN .2, Sta St .2	13,598
Laf T8	1.0		12,900
Laf T9	1.0		13,000
Laf T10	.5	Hud .5	14,663
Laf T11	1.0		14,295
Laf T12	1.0		15,568
Laf T13	1.0		12,900
Laf T14	1.0		14,875
Laf T15	1.0		12,900
Laf T16	1.0		22,467
Laf T17	1.0		15,062
Laf T18	1.0		12,800
Laf T19	1.0		13,000
Laf T20	1.0		13,000
Laf T21	1.0		12,900
Laf T22	1.0		13,040
Laf T23	1.0		13,909
Laf T24	1.0		14,745
Laf T25	1.0		14,989
Laf T26	1.0		13,000
Laf T27	.5	Part-time	7,201
Laf T28	1.0		12,800
Laf T29	1.0		14,533

Nurses

Laf N1	.5	Part-time	\$ 6,609
--------	----	-----------	----------

LINN ELEMENTARY  
1981-82  
Administration

ID#	FTE	Total Salary
Lin A1	1.0	\$27,652

Teachers

Lin T1	.4	Sta St .6	\$15,380
Lin T2	1.0		15,498
Lin T3	1.0		12,900
Lin T4	1.0		13,000
Lin T5	.6	Sha .4	17,291
Lin T6	1.0		15,955
Lin T7	.2	Cre .2, HPC .2, Qui .2, Q. Hts. .2	15,129
Lin T8	1.0		13,100
Lin T9	1.0		13,866
Lin T10	1.0		16,480
Lin T11	1.0		15,712
Lin T12	.5	Hud .5	14,424
Lin T13	.5	McEa .5	17,854
Lin T14	.5	Whi .5	17,745
Lin T15	.5	Part-time	7,098
Lin T16	.5	Eis .5	13,258

Nurses

Lin N1	.2	HPS .4, Q. Hts. .4	\$15,273
--------	----	-----------------------	----------

LOWMAN HILL ELEMENTARY  
1981-82  
Administration

ID#	FTE	Total Salary
Lo Hi A1	1.0	\$28,207

Teachers

Lo Hi T1	1.0	\$13,967
Lo Hi T2	1.0	20,568
Lo Hi T3	.5 Part-time	7,284
Lo Hi T4	1.0	14,224
Lo Hi T5	1.0	17,445
Lo Hi T6	1.0	13,009
Lo Hi T7	1.0	13,909
Lo Hi T8	.2 Lun .8	16,998
Lo Hi T9	.2 Ran .2, Whi .2, HPS .2, McCl .2	13,040
Lo Hi T10	.2 THS .2, Pot .2, Ran .2, Rob .2	19,662
Lo Hi T11	1.0	12,900
Lo Hi T12	1.0	12,900
Lo Hi T13	1.0	12,900
Lo Hi T14	1.0	12,900
Lo Hi T15	1.0	14,207
Lo Hi T16	1.0	16,868
Lo Hi T17	.5 Sum .5	19,719
Lo Hi T18	1.0	14,624
Lo Hi T19	.5 Q. Hts. .5	20,838
Lo Hi T20	1.0	19,919
Lo Hi T21	1.0	13,200
Lo Hi T22	1.0	12,900
Lo Hi T23	1.0	15,955

Nurses

Lo Hi N1	.3 Rob .4, Sp. Assmt. .3	\$13,248
----------	-----------------------------	----------

LUNDGREN ELEMENTARY  
 1981-82  
 Administration

ID#	FTE	Total Salary
Lun A1	1.0	\$24,452

Teachers

Lun T1	1.0		\$12,900
Lun T2	.5	Pot .5	15,454
Lun T3	1.0		17,407
Lun T4	.3	Sta St .7	16,705
Lun T5	.5	Part-time	7,516
Lun T6	.8	Lo Hi .2	16,998
Lun T7	1.0		17,778
Lun T8	1.0		14,424
Lun T9	1.0		17,120
Lun T10	.5	Hud .5	13,849
Lun T11	1.0		20,243
Lun T12	1.0		12,900
Lun T13	1.0		14,958
Lun T14	1.0		17,770
Lun T15	1.0		20,274
Lun T16	.2	Hud .2, Eis .2, Sp. Assmt. .4	29,250
Lun T17	.5	Sta St .5	15,468

Nurses

Lun N1	.2	Cha .4, Sta St .4	\$13,004
--------	----	----------------------	----------

McCARTER ELEMENTARY  
1981-82  
Administration

ID#	FTE	Total Salary
McCa A1	1.0	\$29,727

Teachers

McCa T1	1.0		\$14,067
McCa T2	1.0		20,538
McCa T3	1.0		20,738
McCa T4	1.0		14,295
McCa T5	1.0		16,930
McCa T6	.5	McEa .5	16,280
McCa T7	1.0		18,420
McCa T8	.2	Bis .3, AW .2, McEa .3	15,454
McCa T9	1.0		18,420
McCa T10	1.0		17,120
McCa T11	1.0		17,545
McCa T12	.5	Pot .5	15,668
McCa T13	1.0		20,243
McCa T14	.5	Part-time	7,201
McCa T15	1.0		12,900
McCa T16	1.0		12,900
McCa T17	1.0		13,000
McCa T18	.5	Bis .5	20,142
McCa T19	1.0		15,712
McCa T20	1.0		13,040
McCa T21	.5	Bis .5	17,770
McCa T22	.2	AW .2, Bis .2, McEa .2, Sto .2	14,315
McCa T23	.5	Part-time	7,928
McCa T24	1.0		19,394
McCa T25	1.0		17,770
McCa T26	1.0		14,375

Nurses

McCa N1	.3	Lan .4, Whi .3	\$15,025
---------	----	----------------	----------

McCLURE ELEMENTARY  
1981-82  
Administration

ID#	FTE	Total Salary
McC1 A1	1.0	\$28,592

Teachers

McC1 T1	1.0	\$19,594
McC1 T2	1.0	13,100
McC1 T3	1.0	13,909
McC1 T4	1.0	13,355
McC1 T5	1.0	15,638
McC1 T6	1.0	13,000
McC1 T7	1.0	18,302
McC1 T8	.2	Sto .5, Part-time 9,560
McC1 T9	.2	Ran .2, Whi .2, 13,040
		Lo Hi .2, HPS .2
McC1 T10	1.0	17,187
McC1 T11	1.0	14,359
McC1 T12	1.0	15,414
McC1 T13	1.0	13,040
McC1 T14	1.0	14,854
McC1 T15	1.0	20,089
McC1 T16	1.0	17,770
McC1 T17	1.0	16,930
McC1 T18	1.0	17,793
McC1 T19	1.0	12,900
McC1 T20	.5	HPS .5 20,295
McC1 T21	1.0	12,263
McC1 T22	1.0	16,280

Nurses

McC1 N1	.3	Fre .4, McEa .3	\$12,331
---------	----	--------------------	----------

McEACHRON ELEMENTARY  
1981-82  
Administration

ID#	FTE	Total Salary
McEa A1	1.0	\$27,152

Teachers

McEa T1	1.0		\$17,770
McEa T2	1.0		13,200
McEa T3	1.0		13,000
McEa T4	1.0		14,875
McEa T5	.5	Whi .5	12,900
McEa T6	1.0		16,096
McEa T7	1.0		19,269
McEa T8	1.0		19,069
McEa T9	1.0		13,000
McEa T10	.5	Part-time	6,131
McEa T11	1.0		18,744
McEa T12	.5	McCa .5	16,280
McEa T13	.3	Bis .3, AW .2, McCa .2	15,454
McEa T14	1.0		15,738
McEa T15	1.0		12,900
McEa T16	1.0		13,100
McEa T17	.6	Ran .4	14,358
McEa T18	1.0		16,987
McEa T19	.5	Ga .5	14,021
McEa T20	.2	AW .2, Bis .2, McCa .2, Sto .2	14,315
McEa T21	1.0		21,542
McEa T22	.5	Lin .5	17,854

Nurses

McEa N1	.3	Fre .4, McC1 .3	\$12,331
---------	----	-----------------	----------

POTWIN ELEMENTARY  
1981-82  
Administration

ID#	FTE	Total Salary
Pot A1	1.0	\$28,561

Teachers

Pot T1	.5	Part-time	\$ 6,500
Pot T2	1.0		14,533
Pot T3	.5	Laf .5	21,538
Pot T4	.5	Lun .5	15,454
Pot T5	1.0		20,568
Pot T6	1.0		17,120
Pot T7	1.0		13,000
Pot T8	.2	THS .2, Rob .2, Ran .2, Lo Hi .2	19,662
Pot T9	.5	McCa .5	15,668
Pot T10	.2	AE .2, Sha .2, Ga .2, Sum .2	16,645
Pot T11	.5	Ga .5	13,498
Pot T12	.6	Part-time	9,807
Pot T13	1.0		20,568
Pot T14	.5	Bel .5	13,866
Pot T15	1.0		12,900
Pot T16	1.0		15,468
Pot T17	1.0		16,480

Nurses

Pot N1	.3	Ga .3, Sum .4	\$15,227
--------	----	---------------	----------



QUINCY ELEMENTARY  
1981-82  
Administration

ID#	FTE	Total Salary
Qui A1	1.0	\$28,352

Teachers

Qui T1	1.0		\$13,100
Qui T2	.6	Part-time	8,443
Qui T3	1.0		13,099
Qui T4	1.0		13,000
Qui T5	1.0		20,768
Qui T6	.5	Ga .5	18,370
Qui T7	1.0		13,546
Qui T8	1.0		12,800
Qui T9	1.0		12,900
Qui T10	1.0		12,900
Qui T11	.2	Cre .2, HPC .2, Lin .2, Q. Hts. .2	15,129
Qui T12	1.0		14,295
Qui T13	1.0		16,144
Qui T14	1.0		15,462
Qui T15	1.0		15,955
Qui T16	1.0		13,967
Qui T17	1.0		13,966
Qui T18	1.0		15,796
Qui T19	.5	Part-time	7,277
Qui T20	1.0		12,900
Qui T21	1.0		13,967
Qui T22	1.0		12,900
Qui T23	1.0		13,000
Qui T24	1.0		20,768
Qui T25	1.0		13,909
Qui T26	1.0		12,900

Nurses

Qui N1	.5	Sto .5	\$15,586
--------	----	--------	----------

QUINTON HEIGHTS ELEMENTARY  
1981-82  
Administration

ID#	FTE	Total Salary
Q Hts A1	1.0	\$27,652

Teachers

Q Hts T1	.5 Bel .5	\$15,395
Q Hts T2	1.0	20,738
Q Hts T3	1.0	14,196
Q Hts T4	1.0	14,296
Q Hts T5	.6 Ran .4	14,487
Q Hts T6	.5 Part-time	7,400
Q Hts T7	.2 Cre .2, HPC .2, Lin .2, Qui .2	15,129
Q Hts T8	.5 HPN .5	15,362
Q Hts T9	1.0	16,417
Q Hts T10	1.0	15,863
Q Hts T11	1.0	20,823
Q Hts T12	1.0	15,638
Q Hts T13	.5 AE .5	22,810
Q Hts T14	1.0	13,000
Q Hts T15	.5 Lo Hi .5	20,838
Q Hts T16	1.0	18,149
Q Hts T17	1.0	13,000
Q Hts T18	1.0	16,830

Nurses

Q Hts N1	.4 Lin .2, HPS .4	\$15,273
----------	-------------------	----------

RANDOLPH ELEMENTARY  
1981-82  
Administration

ID#	FTE	Total Salary
Ran A1	1.0	\$30,727

Teachers

Ran T1	1.0	\$13,040
Ran T2	1.0	13,000
Ran T3	1.0	13,967
Ran T4	.5 Sto .5	13,529
Ran T5	1.0	18,302
Ran T6	1.0	18,425
Ran T7	.4 Q. Hts. .6	14,487
Ran T8	.2 HPS .2, Whi .2, Lo Hi .2, McCl .2	13,040
Ran T9	.2 THS .2, Rob .2, Pot .2, Lo Hi .2	19,662
Ran T10	.6 Part-time	9,221
Ran T11	1.0	13,258
Ran T12	1.0	20,738
Ran T13	1.0	14,502
Ran T14	1.0	14,934
Ran T15	1.0	20,243
Ran T16	.4 Part-time	5,200
Ran T17	1.0	20,543
Ran T18	1.0	14,167
Ran T19	.4 McEa .6	14,358
Ran T20	1.0	17,770
Ran T21	1.0	17,770
Ran T22	1.0	14,224
Ran T23	1.0	13,100
Ran T24	.5 Whi .5	16,715
Ran T25	1.0	13,767

Nurses

Ran N1	.4 HPN .3, AW .3	\$13,351
--------	------------------	----------

SHANER ELEMENTARY  
1981-82  
Administration

ID#	FTE	Total Salary
Sha A1	1.0	\$26,270

Teachers

Sha T1	.2	Bel .8	\$14,127
Sha T2	1.0		19,919
Sha T3	1.0		12,800
Sha T4	1.0		19,764
Sha T5	1.0		12,800
Sha T6	.4	Lin .6	17,291
Sha T7	.5	AW .5	16,312
Sha T8	1.0		14,295
Sha T9	1.0		15,314
Sha T10	1.0		12,900
Sha T11	.2	AE .2, Ga .2, Pot .2, Sum .2	16,645
Sha T12	1.0		14,083
Sha T13	.5	AW .5	19,894
Sha T14	1.0		13,000
Sha T15	.5	AW .5	16,155
Sha T16	1.0		14,336
Sha T17	1.0		15,133
Sha T18	1.0		20,738
Sha T19	1.0		16,254
Sha T20	1.0		20,513
Sha T21	1.0		20,522

Nurses

Sha N1	.3	Bis .3, Jar .4	\$16,579
--------	----	----------------	----------

STATE STREET ELEMENTARY  
1981-82  
Administration

ID#	FTE	Total Salary
Sta St A1	1.0	\$27,752

Teachers

Sta St T1	1.0		\$13,909
Sta St T2	.2	Bel .2, Hud .2, HPN .2, Laf .2	13,691
Sta St T3	.6	Lin .4	15,380
Sta St T4	1.0		12,900
Sta St T5	.7	Lun .3	16,705
Sta St T6	1.0		18,302
Sta St T7	1.0		20,568
Sta St T8	.2	Bel .2, Cha .2, HPN .2, Laf .2	13,598
Sta St T9	.5	Sum .5	20,513
Sta St T10	1.0		13,966
Sta St T11	1.0		20,568
Sta St T12	1.0		19,154
Sta St T13	1.0		17,778
Sta St T14	1.0		15,955
Sta St T15	1.0		17,978
Sta St T16	1.0		16,280
Sta St T17	1.0		17,978
Sta St T18	1.0		20,568
Sta St T19	1.0		21,558
Sta St T20	1.0		20,738
Sta St T21	.5	Lun .5	15,468
Sta St T22	1.0		13,191

Nurses

Sta St N1	.4	Cha .4, Lun .2	\$13,004
-----------	----	----------------	----------

STOUT ELEMENTARY  
1981-82  
Administration

ID#	FTE	Total Salary
Sto A1	1.0	\$30,387

Teachers

Sto T1	1.0		\$20,738
Sto T2	1.0		20,243
Sto T3	.5	Ran .5	13,529
Sto T4	1.0		14,502
Sto T5	1.0		18,420
Sto T6	.5	McCl .2, Part-time	9,560
Sto T7	1.0		20,568
Sto T8	1.0		18,095
Sto T9	1.0		19,269
Sto T10	1.0		18,554
Sto T11	.6	Part-time	7,824
Sto T12	1.0		20,568
Sto T13	.5	Cre .5	15,133
Sto T14	1.0		14,018
Sto T15	.2	AW .2, Bis .2, McCa .2, McEa .2	14,315
Sto T16	1.0		17,687
Sto T17	1.0		13,100
Sto T18	.8	Sum .2	15,659
Sto T19	1.0		12,900

Nurses

Sto N1	.5	Qui .5	\$15,586
--------	----	--------	----------

SUMNER ELEMENTARY  
1981-82  
Administration

ID#	FTE	Total Salary
Sum A1	1.0	\$27,652

Teachers

Sum T1	1.0		\$15,468
Sum T2	1.0		11,587
Sum T3	.6	Part-time	7,680
Sum T4	1.0		13,000
Sum T5	1.0		19,594
Sum T6	.5	Sta St .5	20,513
Sum T7	1.0		14,989
Sum T8	1.0		20,243
Sum T9	1.0		13,662
Sum T10	.2	Ga .2, AE .2, Pot .2, Sha .2	16,645
Sum T11	1.0		15,262
Sum T12	.5	Lo Hi .5	19,719
Sum T13	.4	AW .6	15,019
Sum T14	1.0		14,745
Sum T15	1.0		14,289
Sum T16	1.0		14,267
Sum T17	.2	Sto .8	15,659
Sum T18	.5	Part-time	8,469
Sum T19	1.0		19,853

Nurses

Sum N1	.4	Ga .3, Pot .3	\$15,227
--------	----	---------------	----------

WHITSON ELEMENTARY  
1981-82  
Administration

ID#	FTE	Total Salary
Whi A1	1.0	\$30,727

Teachers

Whi T1	.6		\$ 8,892
Whi T2	1.0		12,900
Whi T3	1.0		19,919
Whi T4	1.0		13,966
Whi T5	1.0		16,579
Whi T6	.5	McEa .5	12,900
Whi T7	1.0		13,458
Whi T8	1.0		12,900
Whi T9	.2	Ran .2, HPS .2, Lo Hi .2, McCl .2	13,040
Whi T10	1.0		15,638
Whi T11	1.0		13,100
Whi T12	1.0		13,966
Whi T13	1.0		20,568
Whi T14	1.0		17,445
Whi T15	1.0		19,069
Whi T16	1.0		15,955
Whi T17	1.0		13,000
Whi T18	1.0		18,229
Whi T19	1.0		19,136
Whi T20	1.0		16,280
Whi T21	.5	Ran .5	16,715
Whi T22	1.0		13,598
Whi T23	.5	Lin .5	17,745
Whi T24	1.0		12,900

Nurses

Whi N1	.3	McCa .3, Lan .4	\$15,025
--------	----	-----------------	----------




CAPITAL CITY  
1981-82  
Administration

ID#	FTE	Total Salary
CC A1	1.0	\$32,159
CC A2	1.0	24,312

Teachers

CC T1	1.0		\$13,080
CC T2	.5	Jan .5	21,368
CC T3	1.0		12,900
CC T4	1.0		17,693
CC T5	1.0		13,966
CC T6	1.0		15,805
CC T7	1.0		13,966
CC T8	1.0		13,866
CC T9	1.0		12,900
CC T10	1.0		13,668
CC T11	1.0		12,800
CC T12	1.0		12,800
CC T13	1.0		15,733
CC T14	1.0		14,524
CC T15	1.0		14,166
CC T16	1.0		18,062
CC T17	1.0		15,524
CC T18	1.0		13,866
CC T19	1.0		12,900
CC T20	1.0		18,251
CC T21	1.0		15,805
CC T22	1.0		14,224
CC T23	1.0		13,866
CC T24	1.0		14,376
CC T25	1.0		15,166
CC T26	1.0		19,403
CC T27	1.0		20,693
CC T28	1.0		12,900
CC T29	.5	Part-time	6,983
CC T30	1.0		15,175
CC T31	1.0		14,839
CC T32	1.0		17,015
CC T33	1.0		13,966
CC T34	1.0		12,900
CC T35	1.0		12,900

ID#	FTE	Total Salary
CC T36	1.0	\$15,446
CC T37	1.0	13,000
CC T38	1.0	15,466
CC T39	1.0	13,966
CC T40	1.0	13,966
CC T41	1.0	12,900
CC T42	1.0	15,642
CC T43	1.0	12,900
CC T44	1.0	16,155
CC T45	1.0	15,075
CC T46	1.0	17,283
CC T47	1.0	12,900
CC T48	1.0	12,900
CC T49	1.0	13,000
CC T50	1.0	16,275
CC T51	1.0	13,966
CC T52	.5 Part-time	7,162
CC T53	1.0	15,824
CC T54	1.0	15,009



IDENTIFICATION of SCHOOLS  
TOPEKA PUBLIC SCHOOLS  
UNIFIED SCHOOL DISTRICT 501

High Schools

Highland Park High School	HPH
Topeka High School	THS
Topeka West High School	TWH

Middle Schools

Boswell Middle School	Bos
Chase Middle School	Cha
East Topeka Middle School	ETM
Eisenhower Middle School	Eis
French Middle School	Fre
Highland Park Middle School	HPM
Holliday Middle School	Hol
Jardine Middle School	Jar
Landon Middle School	Lan
Robinson Middle School	Rob
Roosevelt Middle School	Roos

Elementary Schools

Avondale East Elementary School	AE
Avondale West Elementary School	AW
Belvoir Elementary School	Bel
Bishop Elementary School	Bis
Central Park Elementary School	CP
Crestview Elementary School	Cre
Gage Elementary School	Ga
Highland Park Central Elementary School	HPC
Highland Park North Elementary School	HPN
Highland Park South Elementary School	HPS
Hudson Elementary School	Hud
Lafayette Elementary School	Laf
Linn Elementary School	Lin
Lowman Hill Elementary School	Lo Hi
Lundgren Elementary School	Lun
McCarter Elementary School	McCa
McClure Elementary School	McCl
McEachron Elementary School	McEa
Potwin Elementary School	Pot
Quincy Elementary School	Qui
Quinton Heights Elementary School	Q Hts
Randolph Elementary School	Ran
Rice Elementary School	Rice
Shaner Elementary School	Sha
State Street Elementary School	Sta St
Stout Elementary School	Sto
Sumner Elementary School	Sum
Whitson Elementary School	Whi
Capital City Schools	CC

ID#	FTE		Total Salary
HPH T36	1.0		\$19,764
HPH T37	1.0		22,662
HPH T38	.2	Eis .8	15,478
HPH T39	1.0		15,483
HPH T40	1.0		15,978
HPH T41	1.0		17,810
HPH T42	1.0		13,836
HPH T43	1.0		16,580
HPH T44	1.0		15,119
HPH T45	1.0		13,504
HPH T46	1.0		16,434
HPH T47	1.0		15,552
HPH T48	1.0		16,832
HPH T49	1.0		17,980
HPH T50	.6	THS .4	17,610
HPH T51	.2	THS .6, Part-time	11,703
HPH T52	1.0		22,177
HPH T53	1.0		20,716
HPH T54	1.0		15,776
HPH T55	1.0		21,857
HPH T56	1.0		21,677
HPH T57	1.0		19,422
HPH T58	.6	Part-time	9,687
HPH T59	1.0		16,643
HPH T60	1.0		15,207
HPH T61	1.0		19,209
HPH T62	1.0		13,985
HPH T63	1.0		13,815
HPH T64	.5	AE .5	18,878
HPH T65	1.0		18,736
HPH T66	1.0		14,087
HPH T67	1.0		21,857
HPH T68	1.0		14,419
HPH T69	.6	Part-time	8,313
HPH T70	1.0		16,030
HPH T71	1.0		14,785
HPH T72	1.0		14,135
HPH T73	1.0		14,419
HPH T74	1.0		17,687
HPH T75	1.0		22,705
HPH T76	1.0		14,169
HPH T77	1.0		13,931
HPH T78	1.0		13,931
HPH T79	1.0		14,850
HPH T80	.6	Ap. Assmt. .4	16,391

HIGHLAND PARK HIGH  
1982-83  
Administration

ID#	FTE	Total Salary
HPH A1	1.0	\$41,824
HPH A2	1.0	35,882
HPH A3	1.0	24,384
HPH A4	1.0	27,550
HPH A5	1.0	29,482

Teachers

HPH T1	1.0		\$13,695
HPH T2	1.0		15,397
HPH T3	1.0		19,287
HPH T4	1.0		16,822
HPH T5	1.0		14,932
HPH T6	1.0		13,857
HPH T7	1.0		14,935
HPH T8	1.0		15,644
HPH T9	1.0		13,809
HPH T10	1.0		14,729
HPH T11	.4	TWH .6	18,201
HPH T12	1.0		23,517
HPH T13	1.0		14,097
HPH T14	1.0		20,307
HPH T15	1.0		23,309
HPH T16	1.0		16,530
HPH T17	1.0		21,857
HPH T18	1.0		18,797
HPH T19	1.0		24,189
HPH T20	1.0		16,901
HPH T21	1.0		18,394
HPH T22	1.0		14,109
HPH T23	.6	Part-time	9,481
HPH T24	1.0		18,132
HPH T25	1.0		14,863
HPH T26	1.0		19,243
HPH T27	1.0		19,564
HPH T28	.4	Jar .6	16,023
HPH T29	1.0		15,803
HPH T30	1.0		13,979
HPH T31	1.0		18,394
HPH T32	1.0		18,666
HPH T33	1.0		15,639
HPH T34	1.0		23,776
HPH T35	1.0		21,677

ID#	FTE		Total Salary
HPH T36	1.0		\$19,764
HPH T37	1.0		22,662
HPH T38	.2	Eis .8	15,478
HPH T39	1.0		15,483
HPH T40	1.0		15,978
HPH T41	1.0		17,810
HPH T42	1.0		13,836
HPH T43	1.0		16,580
HPH T44	1.0		15,119
HPH T45	1.0		13,504
HPH T46	1.0		16,434
HPH T47	1.0		15,552
HPH T48	1.0		16,832
HPH T49	1.0		17,980
HPH T50	.6	THS .4	17,610
HPH T51	.2	THS .6, Part-time	11,703
HPH T52	1.0		22,177
HPH T53	1.0		20,716
HPH T54	1.0		15,776
HPH T55	1.0		21,857
HPH T56	1.0		21,677
HPH T57	1.0		19,422
HPH T58	.6	Part-time	9,687
HPH T59	1.0		16,643
HPH T60	1.0		15,207
HPH T61	1.0		19,209
HPH T62	1.0		13,985
HPH T63	1.0		13,815
HPH T64	.5	AE .5	18,878
HPH T65	1.0		18,736
HPH T66	1.0		14,087
HPH T67	1.0		21,857
HPH T68	1.0		14,419
HPH T69	.6	Part-time	8,313
HPH T70	1.0		16,030
HPH T71	1.0		14,785
HPH T72	1.0		14,135
HPH T73	1.0		14,419
HPH T74	1.0		17,687
HPH T75	1.0		22,705
HPH T76	1.0		14,169
HPH T77	1.0		13,931
HPH T78	1.0		13,931
HPH T79	1.0		14,850
HPH T80	.6	Ap. Assmt. .4	16,391

ID#	FTE	Total Salary
HPH T81	1.0	\$14,850
HPH T82	1.0	14,860

Nurses

HPH N1	1.0	\$15,321
--------	-----	----------



TOPEKA HIGH  
1982-83  
Administration

ID#	FTE	Total Salary
THS A1	1.0	\$41,157
THS A2	1.0	34,296
THS A3	1.0	31,815
THS A4	1.0	33,935
THS A5	1.0	26,773

Teachers

THS T1	1.0	\$15,990
THS T2	1.0	15,474
THS T3	1.0	20,992
THS T4	1.0	19,128
THS T5	1.0	18,059

THS T6	1.0	17,122
THS T7	1.0	20,307
THS T8	1.0	15,851
THS T9	1.0	15,143
THS T10	1.0	25,578

THS T11	1.0	16,933
THS T12	1.0	13,987
THS T13	1.0	23,938
THS T14	1.0	21,246
THS T15	.2 Cha .4, Part-time	11,826

THS T16	1.0	14,133
THS T17	1.0	16,611
THS T18	1.0	17,228
THS T19	1.0	21,633
THS T20	1.0	18,997

THS T21	.4 Lo Hi .6	16,297
THS T22	1.0	20,449
THS T23	1.0	17,544
THS T24	1.0	15,696
THS T25	1.0	15,876

THS T26	.6 Part-time	9,506
THS T27	1.0	17,802
THS T28	1.0	18,504
THS T29	1.0	19,471
THS T30	.4 TWH .6	21,603

THS T31	1.0	13,946
THS T32	1.0	14,845
THS T33	1.0	19,338
THS T34	1.0	14,596
THS T35	1.0	15,547

ID#	FTE	Total Salary
THS T36	1.0	\$22,705
THS T37	1.0	13,504
THS T38	1.0	23,710
THS T39	.5 Sp. Assmt. .5	14,629
THS T40	.2 Rob .2, Pot .3, Lo Hi .3	20,732
THS T41	1.0	16,099
THS T42	1.0	15,683
THS T43	1.0	23,813
THS T44	1.0	16,357
THS T45	1.0	16,258
THS T46	1.0	14,186
THS T47	1.0	17,167
THS T48	1.0	15,882
THS T49	1.0	20,699
THS T50	1.0	15,937
THS T51	1.0	22,129
THS T52	1.0	16,508
THS T53	1.0	15,230
THS T54	1.0	14,863
THS T55	1.0	19,287
THS T56	1.0	20,649
THS T57	1.0	22,209
THS T58	1.0	16,308
THS T59	1.0	15,584
THS T60	.4 HPH .6	17,610
THS T61	.6 HPH .2, Part-time	11,703
THS T62	1.0	15,384
THS T63	1.0	16,380
THS T64	1.0	21,857
THS T65	1.0	14,663
THS T66	1.0	18,059
THS T67	1.0	17,087
THS T68	1.0	14,112
THS T69	1.0	20,307
THS T70	1.0	23,202
THS T71	1.0	16,356
THS T72	1.0	14,971
THS T73	1.0	26,941
THS T74	1.0	15,802
THS T75	1.0	16,791
THS T76	1.0	19,422
THS T77	.4 Cha .6	13,739
THS T78	1.0	19,658
THS T79	.6 TWH .4	14,065
THS T80	1.0	22,666

ID#	FTE	Total Salary
THS T81	1.0	\$15,802
THS T82	1.0	15,785
THS T83	1.0	19,375
THS T84	1.0	16,565
THS T85	1.0	27,036
THS T86	1.0	15,071
THS T87	1.0	14,087
THS T88	1.0	16,487
THS T89	1.0	13,400
THS T90	1.0	16,090
THS T91	.4 TWH .6	21,857
THS T92	1.0	22,244
THS T93	1.0	21,857
THS T94	1.0	16,487
THS T95	1.0	17,495
THS T96	1.0	14,735
THS T97	1.0	15,049
THS T98	1.0	15,583

· Nurses

THS N1	1.0	\$15,279
--------	-----	----------

TOPEKA WEST HIGH  
1982-83  
Administration

ID#	FTE	Total Salary
TWH A1	1.0	\$40,738
TWH A2	1.0	34,439
TWH A3	1.0	29,673
TWH A4	1.0	26,578
TWH A5	1.0	30,349

Teachers

TWH T1	1.0	\$15,730
TWH T2	1.0	17,920
TWH T3	1.0	13,968
TWH T4	1.0	21,636
TWH T5	.6 HPH .4	18,201

TWH T6	1.0	14,663
TWH T7	1.0	15,719
TWH T8	1.0	20,715
TWH T9	1.0	15,376
TWH T10	1.0	14,375

TWH T11	1.0	18,541
TWH T12	.6 Part-time	9,684
TWH T13	1.0	19,422
TWH T14	1.0	16,363
TWH T15	1.0	14,953

TWH T16	1.0	21,514
TWH T17	1.0	21,677
TWH T18	1.0	16,098
TWH T19	1.0	18,916
TWH T20	1.0	15,920

TWH T21	1.0	16,045
TWH T22	1.0	14,835
TWH T23	.2 CC .4, Part-time	8,040
TWH T24	1.0	23,141
TWH T25	1.0	21,677

TWH T26	.6 Sp. Assmt. .4	22,237
TWH T27	1.0	23,776
TWH T28	1.0	13,715
TWH T29	.6 THS .4	21,603
TWH T30	1.0	17,965

TWH T31	1.0	18,796
TWH T32	1.0	16,866
TWH T33	1.0	16,769
TWH T34	1.0	19,964
TWH T35	1.0	14,629

ID#	FTE	Total Salary
TWH T36	1.0	\$16,084
TWH T37	1.0	19,772
TWH T38	1.0	19,535
TWH T39	1.0	21,780
TWH T40	1.0	16,500
TWH T41	1.0	15,848
TWH T42	1.0	21,514
TWH T43	1.0	15,923
TWH T44	.2 Fre .8	13,600
TWH T45	1.0	13,979
TWH T46	.8 Fre .2	17,479
TWH T47	1.0	20,404
TWH T48	1.0	15,307
TWH T49	.6 Sp. Assmt. .4	24,176
TWH T50	1.0	19,075
TWH T51	1.0	21,335
TWH T52	1.0	15,802
TWH T53	1.0	21,457
TWH T54	.4 THS .6	14,065
TWH T55	1.0	23,436
TWH T56	1.0	16,049
TWH T57	1.0	14,996
TWH T58	1.0	14,629
TWH T59	1.0	13,849
TWH T60	1.0	24,373
TWH T61	1.0	20,970
TWH T62	1.0	23,519
TWH T63	1.0	13,400
TWH T64	1.0	13,905
TWH T65	.6 Fre .4	14,876
TWH T66	1.0	21,677
TWH T67	.6 THS .4	21,857
TWH T68	1.0	21,038
TWH T69	.4 Lan .3, Part-time	9,526
TWH T70	1.0	14,300
TWH T71	1.0	23,790
TWH T72	1.0	16,090
TWH T73	1.0	27,365
TWH T74	1.0	17,312
TWH T75	1.0	16,145
TWH T76	1.0	14,816
TWH T77	1.0	15,290
TWH T78	1.0	17,663
TWH T79	1.0	20,278
TWH T80	1.0	16,231

ID#	FTE	Total Salary
TWH T81	1.0	\$16,163
TWH T82	1.0	22,163

Nurses

TWH N1	1.0	\$13,616
--------	-----	----------

CHASE MIDDLE SCHOOL  
1982-83  
Administration

ID#	FTE	Total Salary
Cha A1	1.0	\$34,626

Teachers

Cha T1	1.0	\$22,377	
Cha T2	1.0	21,977	
Cha T3	1.0	16,090	
Cha T4	.4	THS .2, Part-time	11,826
Cha T5	1.0	15,545	
Cha T6	1.0	17,407	
Cha T7	1.0	22,657	
Cha T8	1.0	17,513	
Cha T9	1.0	14,125	
Cha T10	.1	HPN .2, Laf .2, Sta St .2, Sha .2, Bel .1	14,160
Cha T11	1.0	18,583	
Cha T12	1.0	21,563	
Cha T13	1.0	15,144	
Cha T14	1.0	13,709	
Cha T15	1.0	17,004	
Cha T16	1.0	13,709	
Cha T17	1.0	15,938	
Cha T18	1.0	16,427	
Cha T19	.6	THS .4	13,739
Cha T20	1.0	18,331	
Cha T21	.6	Part-time	8,639
Cha T22	.4	Jar .6	13,504
Cha T23	1.0	14,187	
Cha T24	1.0	20,449	
Cha T25	1.0	25,238	
Cha T26	1.0	15,941	
Cha T27	.5	Jar .5	16,680
Cha T28	1.0	21,677	
Cha T29	1.0	22,669	
Cha T30	1.0	13,504	

Nurses

Cha N1	.4	Lun .3, Sta St .3	\$14,239
--------	----	----------------------	----------

EISENHOWER MIDDLE SCHOOL  
1982-83  
Administration

ID#	FTE	Total Salary
Eis A1	1.0	\$30,741

Teachers

Eis T1	1.0	\$16,824
Eis T2	1.0	20,792
Eis T3	1.0	14,630
Eis T4	1.0	15,683
Eis T5	1.0	13,609
Eis T6	1.0	14,116
Eis T7	1.0	13,504
Eis T8	1.0	13,400
Eis T9	1.0	14,314
Eis T10	1.0	13,504
Eis T11	.8 HPH .2	15,478
Eis T12	1.0	13,400
Eis T13	1.0	13,609
Eis T14	1.0	13,709
Eis T15	1.0	19,287
Eis T16	1.0	13,815
Eis T17	1.0	18,140
Eis T18	1.0	17,644
Eis T19	.2 AE .2, HPS .2, McCl .2, Whi .2	13,400
Eis T20	1.0	14,833
Eis T21	1.0	21,541
Eis T22	1.0	13,709
Eis T23	1.0	13,709
Eis T24	1.0	18,624
Eis T25	1.0	14,287
Eis T26	1.0	21,857
Eis T27	1.0	13,504
Eis T28	1.0	17,165
Eis T29	1.0	15,545
Eis T30	.5 Jar .5	16,686
Eis T31	1.0	22,103
Eis T32	1.0	17,345
Eis T33	1.0	21,314
Eis T34	1.0	21,175
Eis T35	1.0	13,609



ID#	FTE	Total Salary
Eis T36	1.0	\$15,107
Eis T37	1.0	15,923
Eis T38	1.0	15,004
Eis T39	1.0	24,370
Eis T40	1.0	22,157

Nurses

Eis N1	.4 Bel .3, Hud .3	\$14,931
--------	----------------------	----------

FRENCH MIDDLE SCHOOL  
1982-83  
Administration

ID#	FTE	Total Salary
Fre A1	1.0	\$30,769

Teachers

Fre T1	.5	Part-time	\$ 7,429
Fre T2	1.0		15,545
Fre T3	1.0		16,830
Fre T4	1.0		14,252
Fre T5	.6	Sp. Assmt. .4	18,409
Fre T6	1.0		15,579
Fre T7	1.0		19,964
Fre T8	1.0		18,412
Fre T9	1.0		16,648
Fre T10	1.0		17,532
Fre T11	1.0		22,264
Fre T12	.8	TWH .2	13,600
Fre T13	1.0		22,477
Fre T14	1.0		13,609
Fre T15	.2	TWH .8	17,479
Fre T16	1.0		14,898
Fre T17	1.0		19,468
Fre T18	1.0		19,622
Fre T19	1.0		20,144
Fre T20	1.0		13,609
Fre T21	1.0		15,412
Fre T22	1.0		23,431
Fre T23	.4	TWH .6	14,876
Fre T24	1.0		15,495
Fre T25	.6	Part-time	8,777
Fre T26	1.0		16,173
Fre T27	1.0		22,404

Nurses

Fre N1	.3	Cre .5, McEa .2	\$13,477
--------	----	-----------------	----------

JARDINE MIDDLE SCHOOL  
1982-83  
Administration

ID#	FTE	Total Salary
Jar A1	1.0	\$35,320

Teachers

Jar T1	.2	Whi .2, Bis .3, Sp. Assmt. .3	\$14,729
Jar T2	1.0		16,822
Jar T3	1.0		14,084
Jar T4	1.0		14,971
Jar T5	1.0		18,058
Jar T6	.6	HPH .4	16,023
Jar T7	1.0		16,822
Jar T8	1.0		13,609
Jar T9	1.0		14,576
Jar T10	1.0		14,733
Jar T11	1.0		17,370
Jar T12	.5		6,804
Jar T13	1.0		15,589
Jar T14	1.0		14,987
Jar T15	1.0		17,520
Jar T16	1.0		20,522
Jar T17	1.0		15,444
Jar T18	1.0		13,609
Jar T19	1.0		18,731
Jar T20	1.0		21,857
Jar T21	1.0		13,609
Jar T22	1.0		13,609
Jar T23	1.0		16,822
Jar T24	.6	Cha .4	13,504
Jar T25	.8	Part-time	13,703
Jar T26	1.0		19,258
Jar T27	.5	Cha .5	16,680
Jar T28	1.0		15,683
Jar T29	.5	Eis .5	16,686
Jar T30	1.0		15,948
Jar T31	1.0		26,562
Jar T32	1.0		21,242
Jar T33	1.0		14,729

Nurses

Jar N1	.3	Bis .3, Sha .4	\$18,017
--------	----	----------------	----------

LANDON MIDDLE SCHOOL  
1982-83  
Administration

ID#	FTE	Total Salary
Lan A1	1.0	\$28,163

Teachers

Lan T1	1.0	\$13,609
Lan T2	.5 Part-time	6,804
Lan T3	1.0	21,271
Lan T4	1.0	15,357
Lan T5	1.0	18,577
Lan T6	1.0	20,792
Lan T7	1.0	14,858
Lan T8	1.0	15,586
Lan T9	1.0	17,774
Lan T10	1.0	15,545
Lan T11	1.0	15,507
Lan T12	1.0	16,539
Lan T13	1.0	16,487
Lan T14	1.0	20,346
Lan T15	1.0	16,701
Lan T16	1.0	14,825
Lan T17	1.0	15,736
Lan T18	1.0	18,264
Lan T19	1.0	13,709
Lan T20	1.0	15,381
Lan T21	.5 Sp. Assmt. .5	13,709
Lan T22	.3 TWH .4, Part-time	9,526
Lan T23	1.0	15,323
Lan T24	1.0	13,609

Nurses

Lan N1	.2 Whi .3, McCa .3, McCl .2	\$16,359
--------	--------------------------------	----------

ROBINSON MIDDLE SCHOOL  
1982-83  
Administration

ID#	FTE	Total Salary
Rob A1	1.0	\$33,762

Teachers

Rob T1	1.0	\$15,802
Rob T2	1.0	14,523
Rob T3	.6 Part-time	8,984
Rob T4	1.0	13,709
Rob T5	1.0	15,547
Rob T6	1.0	19,964
Rob T7	1.0	13,709
Rob T8	1.0	18,573
Rob T9	1.0	14,094
Rob T10	1.0	15,071
Rob T11	1.0	14,149
Rob T12	1.0	13,709
Rob T13	1.0	14,084
Rob T14	.2 THS .2, Pot .3, Lo Hi .3	20,732
Rob T15	1.0	16,338
Rob T16	1.0	19,420
Rob T17	1.0	14,629
Rob T18	1.0	13,400
Rob T19	1.0	13,806
Rob T20	1.0	15,169
Rob T21	1.0	15,833
Rob T22	1.0	18,594
Rob T23	1.0	13,609
Rob T24	1.0	14,055
Rob T25	1.0	21,107
Rob T26	1.0	14,906
Rob T27	1.0	15,108
Rob T28	1.0	18,542
Rob T29	1.0	13,709
Rob T30	1.0	22,191
Rob T31	.5 Part-time	8,586
Rob T32	1.0	18,512
Rob T33	.5 Sp. Assmt. .5	18,793
Rob T34	.5 Part-time	6,752
Rob T35	1.0	14,917

ID#	FTE	Total Salary
Rob T36	1.0	\$13,504

Nurses

Rob N1	.3 HPN .4, Ran .3	\$14,387
--------	-------------------	----------

AVONDALE EAST ELEMENTARY  
1982-83  
Administration

ID#	FTE	Total Salary
AE A1	1.0	\$29,492

Teachers

AE T1	1.0	\$15,583
AE T2	1.0	13,715
AE T3	1.0	13,709
AE T4	1.0	14,087
AE T5	1.0	20,449
AE T6	1.0	14,729
AE T7	1.0	13,930
AE T8	1.0	18,061
AE T9	1.0	15,062
AE T10	1.0	14,729
AE T11	.5	Part-time 6,804
AE T12	.2	Sum .2, Ga .2, Pot .2, Sha .2 17,655
AE T13	1.0	16,798
AE T14	.5	Part-time 9,711
AE T15	.2	Eis .2, Whi .2, HPS .2, McCl .2 13,400
AE T16	.5	Q. Hts. .5 23,970
AE T17	.6	Laf .1, Hud .1, Part-time 10,720
AE T18	1.0	16,323
AE T19	.5	Part-time 6,854
AE T20	.5	HPH .5 18,878
AE T21	1.0	14,087
AE T22	1.0	13,709
AE T23	.5	Part-time 6,857
AE T24	1.0	13,709
AE T25	1.0	13,709
AE T26	1.0	16,508

Nurses

AE N1	.5	Part-time \$ 7,511
-------	----	--------------------

AVONDALE WEST ELEMENTARY  
1982-83  
Administration

ID#	FTE	Total Salary
AW A1	1.0	\$24,384

Teachers

AW T1	1.0		\$18,059
AW T2	1.0		13,709
AW T3	1.0		16,701
AW T4	.8	Part-time	12,995
AW T5	1.0		13,877
AW T6	.3	Cre .2, McEa .2, Sp. Assmt. .3	15,297
AW T7	1.0		15,007
AW T8	1.0		13,709
AW T9	.5	Sha .5	17,165
AW T10	.2	Bis .3, McEa .3, McCa .2	16,293
AW T11	.5	Bel .5	17,507
AW T12	.5	Sha .5	20,949
AW T13	1.0		13,504
AW T14	.6	Pot .4	15,644
AW T15	1.0		14,087
AW T16	1.0		14,823
AW T17	1.0		15,071
AW T18	1.0		15,837
AW T19	.2	Sto .2, Bis .2, McCa .2, McEa .2	15,091
AW T20	1.0		16,308

Nurses

AW N1	.2	Qui .5, Sto .3,	\$16,908
-------	----	-----------------	----------



BELVOIR ELEMENTARY  
1982-83  
Administration

ID#	FTE	Total Salary
Bel A1	1.0	\$27,106

Teachers

Bel T1	.5	Q. Hts. .5	\$16,237
Bel T2	1.0		15,147
Bel T3	.2	Lun .2, HPS .2, Lo Hi .2, McCl .2	14,777
Bel T4	1.0		16,196
Bel T5	1.0		15,071
Bel T6	1.0		16,090
Bel T7	.5	HPN .5	18,450
Bel T8	.1	Cha .1, HPN .2, Laf .2, Sta St .2, Sha .2	14,160
Bel T9	1.0		13,609
Bel T10	1.0		13,609
Bel T11	.5	AW .5	17,507
Bel T12	1.0		15,882
Bel T13	1.0		13,709
Bel T14	1.0		15,288
Bel T15	1.0		15,688
Bel T16	1.0		15,582
Bel T17	.5	HPN .5	13,715
Bel T18	1.0		13,400
Bel T19	1.0		16,308
Bel T20	1.0		13,609
Bel T21	1.0		13,987

Nurses

Bel N1	.3	Hud .3, Eis .4	\$14,931
--------	----	----------------	----------

BISHOP ELEMENTARY  
1982-83  
Administration

ID#	FTE	Total Salary
Bis A1	1.0	\$33,544

Teachers

Bis T1	1.0		\$13,815
Bis T2	.3	Jar .2, Whi .2, Sp. Assmt. .3	14,729
Bis T3	1.0		15,802
Bis T4	1.0		15,545
Bis T5	1.0		16,361
Bis T6	.3	AW .2, McEa .3, McCa .2	16,293
Bis T7	1.0		23,225
Bis T8	1.0		18,059
Bis T9	1.0		14,196
Bis T10	1.0		15,802
Bis T11	1.0		21,677
Bis T12	.3	McCl .4, Sha .3	16,765
Bis T13	.5	McCa .5	21,222
Bis T14	1.0		21,857
Bis T15	1.0		15,813
Bis T16	1.0		19,622
Bis T17	.5	Whi .5	18,736
Bis T18	1.0		14,663
Bis T19	.2	AW .2, McCa .2, Sto .2, McEa .2	15,091
Bis T20	1.0		16,822
Bis T21	1.0		16,565
Bis T22	1.0		16,822
Bis T23	1.0		16,565
Bis T24	.6	HPS .4	17,023

Nurses

Bis N1	.3	Jar .3, Sha .4	\$18,017
--------	----	----------------	----------

CRESTVIEW ELEMENTARY  
1982-83  
Administration

ID#	FTE	Total Salary
Cre A1	1.0	\$28,644

Teachers

Cre T1	1.0	\$14,729
Cre T2	.6 HPS .4	14,419
Cre T3	.5 Part-time	7,367
Cre T4	1.0	14,629
Cre T5	1.0	13,609
Cre T6	1.0	15,135
Cre T7	.2 AW .3, McEa .2, Sp. Assmt. .3	15,297
Cre T8	.2 Qui .2, Q. Hts .2, Lin .2, HPC .2	15,950
Cre T9	.5 Part-time	6,854
Cre T10	1.0	13,609
Cre T11	1.0	21,855
Cre T12	1.0	15,207
Cre T13	.5 Lo Hi .5	15,954
Cre T14	1.0	21,857
Cre T15	1.0	18,394
Cre T16	1.0	13,709
Cre T17	1.0	21,677
Cre T18	1.0	16,565
Cre T19	1.0	13,709
Cre T20	1.0	13,504
Cre T21	1.0	17,821
Cre T22	1.0	21,857
Cre T23	1.0	15,288
Cre T24	1.0	15,890

Nurses

Cre N1	.5 Fre .3, McEa .2	\$13,477
--------	-----------------------	----------

GAGE ELEMENTARY  
1982-83  
Administration

ID#	FTE	Total Salary
Ga A1	1.0	\$33,516

Teachers

Ga T1	1.0		\$14,663
Ga T2	.5	Part-time	8,243
Ga T3	1.0		19,422
Ga T4	.5	Qui .5	19,336
Ga T5	1.0		17,165
Ga T6	.5	Part-time	8,582
Ga T7	.5	Part-time	6,804
Ga T8	.2	AE .2, Pot .2, Sum .2, Sha .2	17,655
Ga T9	.5	Pot .5	14,235
Ga T10	.4	McEa .6	15,294
Ga T11	.2	HPN .8	6,930
Ga T12	1.0		13,609
Ga T13	1.0		16,045
Ga T14	1.0		13,504
Ga T15	.5	McEa .5	14,735
Ga T16	1.0		21,857
Ga T17	1.0		16,307
Ga T18	1.0		15,545
Ga T19	.5	Part-time	7,364
Ga T20	1.0		20,792

Nurses

Ga N1	.3	Pot .2, Sum .2, Lo Hi .3	\$16,516
-------	----	-----------------------------	----------

HIGHLAND PARK CENTRAL ELEMENTARY  
1982-83  
Administration

ID#	FTE	Total Salary
HPC A1	1.0	\$30,769

Teachers

HPC T1	.5	HPN .5	\$18,251
HPC T2	1.0		15,207
HPC T3	1.0		19,014
HPC T4	1.0		14,935
HPC T5	1.0		13,709
HPC T6	1.0		19,559
HPC T7	.2	Cre .2, Qui .2, Q. Hts .2, Lin .2	15,950
HPC T8	1.0		13,609
HPC T9	1.0		13,504
HPC T10	1.0		15,207
HPC T11	1.0		13,915
HPC T12	1.0		18,736
HPC T13	.5	Lun .5	14,611
HPC T14	1.0		13,504
HPC T15	1.0		13,987
HPC T16	1.0		16,822
HPC T17	1.0		15,309
HPC T18	1.0		16,413
HPC T19	1.0		19,079
HPC T20	.5		17,590
HPC T21	1.0		14,187
HPC T22	1.0		19,287

Nurses

HPC N1	.4	Part-time	\$ 5,758
--------	----	-----------	----------

HIGHLAND PARK NORTH ELEMENTARY  
1982-83  
Administration

ID#	FTE	Total Salary
HPN A1	1.0	\$27,883

Teachers

HPN T1	.2	Hud .2, Ran .2, Sta St .2, Whi .2	\$14,439
HPN T2	1.0		16,145
HPN T3	.5	HPC .5	18,251
HPN T4	.5	Sp. Assmt. .5	22,378
HPN T5	1.0		13,504
HPN T6	1.0		15,545
HPN T7	1.0		16,822
HPN T8	1.0		18,535
HPN T9	.5	Bel .5	18,450
HPN T10	1.0		15,483
HPN T11	.2	Cha .1, Laf .2, Sta St .2, Sha .2, Bel .1	14,160
HPN T12	1.0		13,709
HPN T13	1.0		13,915
HPN T14	1.0		17,165
HPN T15	1.0		16,722
HPN T16	.8	Ga .2	13,400
HPN T17	1.0		13,709
HPN T18	1.0		14,729
HPN T19	.5	Bel .5	13,715
HPN T20	1.0		18,963
HPN T21	1.0		15,430
HPN T22	1.0		14,971

Nurses

HPN N1	.4	Rob .3, Ran .3	\$14,387
--------	----	----------------	----------

HIGHLAND PARK SOUTH ELEMENTARY  
1982-83  
Administration

ID#	FTE	Total Salary
HPS A1	1.0	\$27,883

Teachers

HPS T1	1.0	\$13,709
HPS T2	1.0	13,504
HPS T3	.2 Lun .2, Bel .2, McCl .2, Lo Hi .2	14,777
HPS T4	.4 Cre .6	14,419
HPS T5	1.0	13,504
HPS T6	1.0	13,709
HPS T7	1.0	13,609
HPS T8	1.0	13,878
HPS T9	1.0	15,071
HPS T10	1.0	14,523
HPS T11	1.0	13,709
HPS T12	1.0	13,609
HPS T13	1.0	14,348
HPS T14	1.0	15,388
HPS T15	.2 Eis .2, Whi .2, AE .2, McCl .2	13,400
HPS T16	.5 Sum .5	20,792
HPS T17	1.0	15,355
HPS T18	.5 Lin .5	15,407
HPS T19	1.0	16,036
HPS T20	1.0	15,288
HPS T21	1.0	14,729
HPS T22	1.0	13,400
HPS T23	1.0	18,340
HPS T24	1.0	13,400
HPS T25	.4 Bis .6	17,023
HPS T26	1.0	15,288

Nurses

HPS N1	.4 Lin .2, Q. Hts. .4	\$16,594
--------	--------------------------	----------

HUDSON ELEMENTARY  
1982-83  
Administration

ID#	FTE	Total Salary
Hud A1	1.0	\$30,186

Teachers

Hud T1	1.0		\$14,187
Hud T2	.2	Ran .2, HPN .2, Sta St .2, Whi .2	14,439
Hud T3	1.0		13,504
Hud T4	1.0		15,583
Hud T5	1.0		15,594
Hud T6	.5	Laf .5	14,629
Hud T7	.5	Lun .5	16,787
Hud T8	1.0		21,335
Hud T9	1.0		14,559
Hud T10	1.0		20,248
Hud T11	1.0		13,609
Hud T12	.1	AE .6, Laf .1, Part-time	10,720
Hud T13	1.0		13,762
Hud T14	.5	Lin .5	15,207
Hud T15	.5	McCa .5	21,771
Hud T16	1.0		14,871
Hud T17	1.0		22,057
Hud T18	.5	Sp. Assmt. .5	28,957

Nurses

Hud N1	.3	Bel .3, Eis .4	\$14,931
--------	----	----------------	----------



LAFAYETTE ELEMENTARY  
1982-83  
Administration

ID#	FTE	Total Salary
Laf A1	1.0	\$33,516

Teachers

Laf T1	.5	Pot .5	\$22,657
Laf T2	1.0		13,809
Laf T3	1.0		16,413
Laf T4	1.0		14,729
Laf T5	1.0		18,878
Laf T6	.5	Hud .5	14,629
Laf T7	.2	Cha .1, HPN .2, Sta St .2, Sha .2, Bel .1	14,160
Laf T8	1.0		13,709
Laf T9	1.0		13,709
Laf T10	1.0		15,071
Laf T11	1.0		16,276
Laf T12	1.0		13,504
Laf T13	1.0		13,609
Laf T14	1.0		23,691
Laf T15	1.0		16,096
Laf T16	1.0		13,609
Laf T17	1.0		13,504
Laf T18	1.0		13,709
Laf T19	1.0		13,709
Laf T20	.1	AE .6, Hud .1, Part-time	10,720
Laf T21	1.0		13,757
Laf T22	1.0		15,683
Laf T23	1.0		15,545
Laf T24	1.0		15,802
Laf T25	1.0		13,709
Laf T26	.5	Part-time	7,594
Laf T27	1.0		13,504
Laf T28	1.0		15,322

Nurses

Laf N1	.5	Part-time	\$ 7,331
--------	----	-----------	----------

LINN ELEMENTARY  
1982-83  
Administration

ID#	FTE	Total Salary
Lin A1	1.0	\$30,658

Teachers

Lin T1	1.0		\$13,400
Lin T2	.4	Sta St .6	16,320
Lin T3	1.0		16,444
Lin T4	1.0		13,609
Lin T5	1.0		13,815
Lin T6	.4	Sha .6	18,195
Lin T7	1.0		16,822
Lin T8	1.0		13,400
Lin T9	.2	Cre .2, Qui .2, Q. Hts .2, HPC .2	15,950
Lin T10	.5	HPS .5	15,407
Lin T11	1.0		13,915
Lin T12	1.0		17,165
Lin T13	.5	Hud .5	15,207
Lin T14	.5	McEa .5	18,791
Lin T15	.5	Whi .5	18,694
Lin T16	.5	Part-time	7,535

Nurses

Lin N1	.2	HPS .4, Q. Hts. .4	\$16,594
--------	----	-----------------------	----------

## LOWMAN HILL ELEMENTARY

1982-83

## Administration

ID#	FTE	Total Salary
Lo Hi A1	1.0	\$31,274

## Teachers

Lo Hi T1	.2	Lun .2, Bel .2, McCl .2, HPS .2	\$14,777
Lo Hi T2	.6	THS .4	16,297
Lo Hi T3	1.0		15,007
Lo Hi T4	1.0		18,394
Lo Hi T5	1.0		15,071
Lo Hi T6	1.0		13,609
Lo Hi T7	1.0		13,609
Lo Hi T8	1.0		14,663
Lo Hi T9	.3	THS .2, Rob .2, Pot .3	20,732
Lo Hi T10	1.0		13,609
Lo Hi T11	1.0		16,090
Lo Hi T12	1.0		13,609
Lo Hi T13	.2	McCl .8	14,721
Lo Hi T14	1.0		15,071
Lo Hi T15	1.0		13,609
Lo Hi T16	.5	Cre .5	15,954
Lo Hi T17	.5	McCl .5	21,172
Lo Hi T18	.6	Part-time	10,201
Lo Hi T19	.5	Q. Hts. .5	22,157
Lo Hi T20	1.0		20,992
Lo Hi T21	1.0		13,709
Lo Hi T22	1.0		16,822
Lo Hi T23	1.0		14,729

## Nurses

Lo Hi N1	.3	Ga .3, Pot .2, Sum .2	\$16,516
----------	----	--------------------------	----------

LUNDGREN ELEMENTARY  
1982-83  
Administration

ID#	FTE	Total Salary
Lun A1	1.0	\$32,853

Teachers

Lun T1	1.0		\$13,709
Lun T2	.5	Pot .5	16,293
Lun T3	.2	Bel .2, HPS .2, Lo Hi .2, McCl .2	14,777
Lun T4	1.0		18,353
Lun T5	.5	Sta St .5	17,707
Lun T6	.5	Part-time	7,927
Lun T7	.5	Hud .5	16,787
Lun T8	1.0		18,744
Lun T9	1.0		15,207
Lun T10	1.0		13,609
Lun T11	1.0		18,051
Lun T12	.5	HPC .5	14,611
Lun T13	1.0		21,335
Lun T14	1.0		13,709
Lun T15	1.0		15,769
Lun T16	1.0		18,736
Lun T17	1.0		21,472
Lun T18	.5	Sta St .5	16,308

Nurses

Lun N1	.3	Cha .4, Sta St .3	\$14,239
--------	----	----------------------	----------

McCARTER ELEMENTARY  
1982-83  
Administration

ID#	FTE	Total Salary
McCa A1	1.0	\$31,327

Teachers

McCa T1	1.0		\$14,935
McCa T2	1.0		21,857
McCa T3	1.0		21,857
McCa T4	1.0		17,850
McCa T5	1.0		19,422
McCa T6	.2	AW .2, Bis .3, McEa .3	16,293
McCa T7	1.0		19,422
McCa T8	1.0		18,051
McCa T9	1.0		18,394
McCa T10	.5	Pot .5	16,508
McCa T11	1.0		21,335
McCa T12	1.0		16,090
McCa T13	.5	Part-time	7,644
McCa T14	1.0		13,609
McCa T15	1.0		13,709
McCa T16	1.0		13,609
McCa T17	.5	Bis .5	21,222
McCa T18	1.0		16,565
McCa T19	1.0		13,609
McCa T20	.2	AW .2, Bis .2, Sto .2, McEa .2	15,091
McCa T21	.5	Part-time	8,361
McCa T22	1.0		20,449
McCa T23	1.0		18,736
McCa T24	.5	Hud .5	21,771
McCa T25	1.0		14,958

Nurses

McCa N1	.3	Whi .3, Lan .2, McCl .2	\$16,359
---------	----	----------------------------	----------

McCLURE ELEMENTARY  
1982-83  
Administration

ID#	FTE	Total Salary
McC1 A1	1.0	\$31,701

Teachers

McC1 T1	1.0	\$20,649
McC1 T2	1.0	13,915
McC1 T3	1.0	14,663
McC1 T4	.2 Lun .2, Bel .2, HPS .2, Lo Hi .2	14,777
McC1 T5	1.0	14,125
McC1 T6	1.0	16,487
McC1 T7	1.0	14,629
McC1 T8	1.0	13,709
McC1 T9	1.0	19,287
McC1 T10	.3 Sto .4, Part-time	10,071
McC1 T11	1.0	18,122
McC1 T12	.8 Lo Hi .2	14,721
McC1 T13	1.0	16,145
McC1 T14	1.0	15,545
McC1 T15	.5 Lo Hi .5	21,172
McC1 T16	.2 Eis .2, Whi .2, HPS .2, AE .2	13,400
McC1 T17	1.0	18,736
McC1 T18	.4 Bis .3, Sha .3	16,765
McC1 T19	1.0	17,850
McC1 T20	1.0	18,761
McC1 T21	1.0	13,709
McC1 T22	.5 Sto .5	21,356
McC1 T23	1.0	17,165

Nurses

McC1 N1	.2 Lan .2, Whi .3, McCa .3	\$16,359
---------	-------------------------------	----------

McEACHRON ELEMENTARY  
1982-83  
Administration

ID#	FTE	Total Salary
McEa A1	1.0	\$30,361

Teachers

McEa T1	1.0		\$18,736
McEa T2	1.0		15,613
McEa T3	1.0		13,709
McEa T4	1.0		15,682
McEa T5	1.0		13,609
McEa T6	1.0		16,970
McEa T7	1.0		20,307
McEa T8	1.0		20,107
McEa T9	1.0		13,709
McEa T10	.2	AW .3, Cre .2, Sp. Assmt. .3	15,297
McEa T11	1.0		17,165
McEa T12	1.0		13,709
McEa T13	.3	AW .2, Bis .3, McCa .2	16,293
McEa T14	1.0		16,487
McEa T15	1.0		13,815
McEa T16	.6	Ga .4	15,294
McEa T17	1.0		13,815
McEa T18	1.0		17,852
McEa T19	.5	Ga .5	14,735
McEa T20	.2	AW .2, Bis .2, McCa .2, Sto .2	15,091
McEa T21	1.0		22,705
McEa T22	.5	Lin .5	18,791

Nurses

McEa N1	.2	Fre .3, Cre .5	\$13,477
---------	----	----------------	----------

POTWIN ELEMENTARY  
 1982-83  
 Administration

ID#	FTE	Total Salary
Pot A1	1.0	\$31,667

Teachers

Pot T1	1.0		\$19,078
Pot T2	.5	Laf .5	22,657
Pot T3	.5	Lun .5	16,293
Pot T4	1.0		13,400
Pot T5	1.0		21,677
Pot T6	1.0		18,051
Pot T7	1.0		13,709
Pot T8	.5	Part-time	6,804
Pot T9	.3	THS .2, Rob .2, Lo Hi .3	20,732
Pot T10	.5	McCa .5	16,508
Pot T11	.2	AE .2, Sha .2, Ga .2, Sum .2	17,655
Pot T12	.5	Ga .5	14,235
Pot T13	1.0		21,677
Pot T14	.4	AW .6	15,644
Pot T15	1.0		13,504
Pot T16	.5	Part-time	7,314
Pot T17	1.0		17,165

Nurses

Pot N1	.2	Ga .3, Sum .2, Lo Hi .3	16,516
--------	----	----------------------------	--------



QUINCY ELEMENTARY  
1982-83  
Administration

ID#	FTE	Total Salary
Qui A1	1.0	\$31,435

Teachers

Qui T1	1.0		\$13,915
Qui T2	.6	Part-time	8,886
Qui T3	1.0		13,814
Qui T4	1.0		13,709
Qui T5	1.0		14,629
Qui T6	.5	Part-time	6,854
Qui T7	.5	Ga .5	19,336
Qui T8	1.0		14,459
Qui T9	1.0		13,504
Qui T10	.2	Cre .2, HPC .2, Lin .2, Q. Hts. .2	15,950
Qui T11	1.0		13,400
Qui T12	1.0		16,390
Qui T13	1.0		13,400
Qui T14	1.0		16,822
Qui T15	1.0		14,835
Qui T16	1.0		14,729
Qui T17	1.0		16,759
Qui T18	.5	Sp. Assmt. .5	26,877
Qui T19	.5	Sp. Assmt. .5	14,729
Qui T20	1.0		13,609
Qui T21	1.0		14,835
Qui T22	1.0		13,709
Qui T23	1.0		13,709
Qui T24	1.0		13,609
Qui T25	1.0		21,677
Qui T26	1.0		14,663

Nurses

Qui N1	.5	AW .2, Sto .3	\$16,908
--------	----	---------------	----------

QUINTON HEIGHTS ELEMENTARY  
1982-83  
Administration

ID#	FTE	Total Salary
Q Hts A1	1.0	\$30,658

Teachers

Q Hts T1	.5 Bel .5	\$16,237
Q Hts T2	1.0	14,971
Q Hts T3	1.0	17,850
Q Hts T4	1.0	15,071
Q Hts T5	.6 Sum .4	15,071
Q Hts T6	.5 Part-time	7,806
Q Hts T7	.2 Cre .2, Qui .2, Lin .2, HPC .2	15,950
Q Hts T8	1.0	16,190
Q Hts T9	1.0	17,309
Q Hts T10	1.0	16,830
Q Hts T11	1.0	21,677
Q Hts T12	.5 AE .5	23,970
Q Hts T13	1.0	13,709
Q Hts T14	.5 Lo Hi .5	22,157
Q Hts T15	1.0	19,079
Q Hts T16	1.0	15,069
Q Hts T17	1.0	14,187
Q Hts T18	1.0	17,850
Q Hts T19	1.0	16,308

Nurses

Q Hts N1	.4 HPS .4, Lin .2	\$16,594
----------	-------------------	----------

RANDOLPH ELEMENTARY  
1982-83  
Administration

ID#	FTE	Total Salary
Ran A1	1.0	\$34,071

Teachers

Ran T1	1.0	\$13,757
Ran T2	.5 Part-time	7,315
Ran T3	.2 Hud .2, HPN .2, Sta St .2, Whi .2	14,439
Ran T4	1.0	13,709
Ran T5	.5 Sum .5	15,697
Ran T6	1.0	14,835
Ran T7	.5 Sto .5	14,251
Ran T8	1.0	13,609
Ran T9	1.0	16,562
Ran T10	1.0	19,287
Ran T11	1.0	19,427
Ran T12	.6 Part-time	9,785
Ran T13	1.0	14,092
Ran T14	1.0	15,188
Ran T15	1.0	15,639
Ran T16	1.0	21,335
Ran T17	.4 Part-time	5,486
Ran T18	1.0	21,635
Ran T19	1.0	14,935
Ran T20	.8 Part-time	12,149
Ran T21	1.0	18,736
Ran T22	1.0	18,736
Ran T23	1.0	15,007
Ran T24	1.0	14,020
Ran T25	.5 HPC .5	17,590

Nurses

Ran N1	.3 Rob .3, HPN .4	\$14,387
--------	-------------------	----------

SHANER ELEMENTARY  
1982-83  
Administration

ID#	FTE	Total Salary
Sha A1	1.0	\$29,124

Teachers

Sha T1	1.0		\$20,992
Sha T2	1.0		20,829
Sha T3	1.0		13,561
Sha T4	.6	Lin .4	18,195
Sha T5	.2	Cha .1, Laf .2, HPN .2, Bel .1, Sta St .2	14,160
Sha T6	.5	AW .5	17,165
Sha T7	1.0		13,400
Sha T8	1.0		15,071
Sha T9	1.0		16,145
Sha T10	.2	AE .2, Sum .2, Ga .2, Pot .2	17,655
Sha T11	1.0		14,852
Sha T12	.5	AW .5	20,949
Sha T13	1.0		13,767
Sha T14	.3	Bis .3, McCl .4	16,765
Sha T15	.5	Whi .5	17,022
Sha T16	1.0		15,219
Sha T17	1.0		15,954
Sha T18	1.0		21,857
Sha T19	1.0		17,031
Sha T20	1.0		21,514
Sha T21	1.0		21,514

Nurses

Sha N1	.4	Jar .3, Bis .3	\$18,017
--------	----	----------------	----------

STATE STREET ELEMENTARY  
1982-83  
Administration

ID#	FTE	Total Salary
Sta St A1	1.0	\$30,103

Teachers

Sta St T1	1.0		\$14,663
Sta St T2	.2	Hud .2, Ran .2, HPN .2, Whi .2	14,439
Sta St T3	.6	Lin .4	16,320
Sta St T4	.5	Lun .5	17,707
Sta St T5	1.0		19,287
Sta St T6	1.0		21,677
Sta St T7	.2	Cha .1, Laf .2, HPN .2, Sha .2, Bel .1	14,160
Sta St T8	.5	Sum .5	21,614
Sta St T9	1.0		21,677
Sta St T10	1.0		20,280
Sta St T11	1.0		13,709
Sta St T12	1.0		18,744
Sta St T13	1.0		18,944
Sta St T14	1.0		13,609
Sta St T15	1.0		18,944
Sta St T16	1.0		21,677
Sta St T17	1.0		22,593
Sta St T18	1.0		21,857
Sta St T19	.5	Lun .5	16,308
Sta St T20	1.0		14,729
Sta St T21	1.0		13,709

Nurses

Sta St N1	.3	Cha .4, Lun .3	\$14,239
-----------	----	----------------	----------

STOUT ELEMENTARY  
1982-83  
Administration

ID#	FTE	Total Salary
Sto A1	1.0	\$33,694

Teachers

Sto T1	1.0		\$21,857
Sto T2	1.0		21,335
Sto T3	.5	Ran .5	14,251
Sto T4	1.0		15,288
Sto T5	1.0		19,422
Sto T6	.4	McCl .3, Part-time	10,071
Sto T7	1.0		13,715
Sto T8	1.0		21,677
Sto T9	1.0		19,079
Sto T10	1.0		20,307
Sto T11	1.0		19,563
Sto T12	.5	Part-time	6,878
Sto T13	1.0		21,677
Sto T14	1.0		14,663
Sto T15	.5	McCl .5	21,356
Sto T16	.2	AW .2, Bis .2, McCa .2, McEa .2	15,091
Sto T17	1.0		18,543
Sto T18	1.0		13,709
Sto T19	1.0		16,308

Nurses

Sto N1	.3	AW .2, Qui .5	\$16,908
--------	----	---------------	----------

SUMNER ELEMENTARY  
1982-83  
Administration

.ID#	FTE	Total Salary
Sum A1	1.0	\$30,658

Teachers

Sum T1	1.0		\$16,308
Sum T2	.5	Ran .5	15,697
Sum T3	.6	Part-time	8,102
Sum T4	.4	Q. Hts. .6	15,071
Sum T5	1.0		20,649
Sum T6	.5	Sta St .5	21,614
Sum T7	1.0		13,504
Sum T8	1.0		15,802
Sum T9	1.0		21,335
Sum T10	.2	AE .2, Ga .2, Pot .2, Sha .2	17,655
Sum T11	1.0		15,990
Sum T12	.5	HPS .5	20,792
Sum T13	1.0		15,545
Sum T14	1.0		15,135
Sum T15	1.0		13,504
Sum T16	1.0		13,715
Sum T17	1.0		13,709
Sum T18	.5	Part-time	8,929
Sum T19	1.0		20,933

Nurses

Sum N1	.2	Ga .3, Pot .2, Lo Hi .3	\$16,516
--------	----	----------------------------	----------

WHITSON ELEMENTARY  
1982-83  
Administration

ID#	FTE	Total Salary
Whi A1	1.0	\$34,071

Teachers

Whi T1	.2	Hud .2, Ran .2, HPN .2, Sta St .2	\$14,439
Whi T2	.2	Jar .2, Bis .3, Sp. Assmt. .3	14,729
Whi T3	.6	Part-time	9,173
Whi T4	1.0		20,992
Whi T5	1.0		21,877
Whi T6	1.0		14,729
Whi T7	1.0		17,374
Whi T8	1.0		14,187
Whi T9	1.0		14,729
Whi T10	1.0		16,563
Whi T11	1.0		16,487
Whi T12	1.0		13,815
Whi T13	1.0		14,729
Whi T14	1.0		18,394
Whi T15	1.0		20,307
Whi T16	.2	Eis .2, HPS .2, AE .2, McCl .2	13,400
Whi T17	.5	Sp. Assmt. .5	19,651
Whi T18	.5	Sha .5	17,022
Whi T19	1.0		13,709
Whi T20	.5	Part-time	7,603
Whi T21	.5	Bis .5	18,736
Whi T22	1.0		16,308
Whi T23	1.0		20,166
Whi T24	1.0		17,065
Whi T25	1.0		14,335
Whi T26	.5	Lin .5	18,694
Whi T27	1.0		13,709
Whi T28	1.0		13,709

Nurses

Whi N1	.3	McCa .3, McCl .2, Lan .2	\$16,359
--------	----	-----------------------------	----------




CAPITAL CITY  
1982-83  
Administration

ID#	FTE	Total Salary
CC A1	1.0	\$28,096

Teachers

CC T1	1.0		\$14,819
CC T2	1.0		22,477
CC T3	.5	Part-time	6,854
CC T4	1.0		18,879
CC T5	1.0		14,729
CC T6	1.0		13,400
CC T7	1.0		14,500
CC T8	1.0		16,674
CC T9	1.0		14,729
CC T10	1.0		14,629
CC T11	1.0		13,609
CC T12	1.0		14,419
CC T13	1.0		14,314
CC T14	1.0		13,504
CC T15	1.0		16,632
CC T16	1.0		15,407
CC T17	1.0		16,129
CC T18	1.0		19,033
CC T19	.4	TWH .2, Part-time	8,040
CC T20	1.0		16,307
CC T21	1.0		14,729
CC T22	1.0		13,504
CC T23	1.0		14,629
CC T24	1.0		16,195
CC T25	1.0		14,729
CC T26	1.0		15,250
CC T27	1.0		13,400
CC T28	1.0		17,203
CC T29	1.0		15,929
CC T30	1.0		20,448
CC T31	1.0		13,400
CC T32	1.0		13,609
CC T33	.5	Part-time	7,364
CC T34	1.0		16,093
CC T35	1.0		14,775

ID#	FTE	Total Salary
CC T36	1.0	\$17,951
CC T37	1.0	14,729
CC T38	1.0	13,400
CC T39	1.0	15,107
CC T40	1.0	13,609
CC T41	1.0	29,559
CC T42	1.0	13,609
CC T43	.8 Part-time	13,036
CC T44	1.0	13,709
CC T45	1.0	16,294
CC T46	1.0	14,729
CC T47	1.0	14,729
CC T48	1.0	17,022
CC T49	1.0	15,883
CC T50	1.0	18,233
CC T51	1.0	13,709
CC T52	1.0	13,609
CC T53	1.0	13,709
CC T54	1.0	17,083
CC T55	1.0	18,194
CC T56	1.0	15,763



IDENTIFICATION of SCHOOLS  
TOPEKA PUBLIC SCHOOLS  
UNIFIED SCHOOL DISTRICT 501

High Schools

Highland Park High School	HPH
Topeka High School	THS
Topeka West High School	TWH

Middle Schools

Boswell Middle School	Bos
Chase Middle School	Cha
East Topeka Middle School	ETM
Eisenhower Middle School	Eis
French Middle School	Fre
Highland Park Middle School	HPM
Holliday Middle School	Hol
Jardine Middle School	Jar
Landon Middle School	Lan
Robinson Middle School	Rob
Roosevelt Middle School	Roos

Elementary Schools

Avondale East Elementary School	AE
Avondale West Elementary School	AW
Belvoir Elementary School	Bel
Bishop Elementary School	Bis
Central Park Elementary School	CP
Crestview Elementary School	Cre
Gage Elementary School	Ga
Highland Park Central Elementary School	HPC
Highland Park North Elementary School	HPN
Highland Park South Elementary School	HPS
Hudson Elementary School	Hud
Lafayette Elementary School	Laf
Linn Elementary School	Lin
Lowman Hill Elementary School	Lo Hi
Lundgren Elementary School	Lun
McCarter Elementary School	McCa
McClure Elementary School	McCl
McEachron Elementary School	McEa
Potwin Elementary School	Pot
Quincy Elementary School	Qui
Quinton Heights Elementary School	Q Hts
Randolph Elementary School	Ran
Rice Elementary School	Rice
Shaner Elementary School	Sha
State Street Elementary School	Sta St
Stout Elementary School	Sto
Sumner Elementary School	Sum
Whitson Elementary School	Whi

Capital City Schools	CC
----------------------	----

HIGHLAND PARK HIGH  
1983-84  
Administration

ID#	FTE	Total Salary
HPH A1	1.0	\$45,004
HPH A2	1.0	38,062
HPH A3	1.0	26,374
HPH A4	1.0	29,540
HPH A5	1.0	31,472

Teachers

HPH T1	1.0		\$15,821
HPH T2	1.0		20,605
HPH T3	1.0		18,183
HPH T4	1.0		15,863
HPH T5	1.0		15,009
HPH T6	1.0		16,235
HPH T7	1.0		14,909
HPH T8	1.0		16,190
HPH T9	.4	TWH .6	19,518
HPH T10	1.0		21,328
HPH T11	1.0		15,397
HPH T12	1.0		21,668
HPH T13	1.0		23,236
HPH T14	1.0		17,692
HPH T15	.6	THS .4	23,236
HPH T16	1.0		22,693
HPH T17	1.0		19,971
HPH T18	1.0		19,755
HPH T19	1.0		15,009
HPH T20	1.0		18,183
HPH T21	1.0		15,963
HPH T22	1.0		16,142
HPH T23	1.0		18,331
HPH T24	1.0		17,202
HPH T25	.6	TWH .4	17,404
HPH T26	1.0		16,371
HPH T27	1.0		15,009
HPH T28	1.0		17,088
HPH T29	.8	TWH .2	19,755
HPH T30	1.0		16,939
HPH T31	1.0		22,962
HPH T32	1.0		23,038
HPH T33	1.0		21,125
HPH T34	1.0		23,236
HPH T35	1.0		17,935

ID#	FTE		Total Salary
HPH T36	.2	Eis .8	\$17,326
HPH T37	.1	Bis .3, McCa .2, Sto .2, A W .2	17,445
HPH T38	1.0		16,844
HPH T39	1.0		17,044
HPH T40	1.0		14,804
HPH T41	1.0		16,538
HPH T42	1.0		18,029
HPH T43	1.0		15,015
HPH T44	1.0		16,568
HPH T45	1.0		15,009
HPH T46	1.0		18,294
HPH T47	1.0		16,201
HPH T48	1.0		16,371
HPH T49	.6	THS .4	18,971
HPH T50	1.0		15,785
HPH T51	1.0		23,625
HPH T52	1.0		22,329
HPH T53	1.0		14,909
HPH T54	1.0		23,236
HPH T55	.2	A E .2, Eis .2, HPS .2, Whi .2	14,700
HPH T56	1.0		16,333
HPH T57	1.0		20,983
HPH T58	.6	Part-time	10,467
HPH T59	1.0		16,568
HPH T60	1.0		20,681
HPH T61	1.0		15,115
HPH T62	1.0		20,097
HPH T63	1.0		15,387
HPH T64	1.0		23,236
HPH T65	1.0		15,780
HPH T66	1.0		15,618
HPH T67	.8	Part-time	12,162
HPH T68	1.0		17,330
HPH T69	1.0		16,098
HPH T70	1.0		15,780
HPH T71	1.0		19,066
HPH T72	.3	TWH .5, Lan .2	14,909
HPH T73	1.0		24,128
HPH T74	1.0		14,804
HPH T75	1.0		15,009

ID#	FTE		Total Salary
HPH T76	1.0		\$15,009
HPH T77	1.0		16,090
HPH T78	1.0		16,540
HPH T79	.6	Sp. Assmt. .4	15,015
HPH T80	1.0		16,560

Nurses

HPH N1	1.0		16,221
--------	-----	--	--------

TOPEKA HIGH  
1983-84  
Administration

ID#	FTE	Total Salary
THS A1	1.0	\$43,337
THS A2	1.0	36,476
THS A3	1.0	33,805
THS A4	1.0	35,925
THS A5	1.0	28,763

Teachers

THS T1	1.0	\$17,352
THS T2	1.0	16,774
THS T3	1.0	14,700
THS T4	1.0	20,440
THS T5	1.0	15,459
THS T6	1.0	19,359
THS T7	1.0	18,183
THS T8	1.0	21,668
THS T9	1.0	18,261
THS T10	.4 HPH .6	23,236
THS T11	1.0	25,225
THS T12	1.0	18,301
THS T13	1.0	15,287
THS T14	1.0	23,096
THS T15	1.0	20,577
THS T16	1.0	15,456
THS T17	1.0	17,072
THS T18	1.0	18,699
THS T19	1.0	24,124
THS T20	1.0	20,301
THS T21	.4 Lo Hi .6	17,788
THS T22	1.0	21,811
THS T23	1.0	19,035
THS T24	1.0	17,557
THS T25	1.0	17,306
THS T26	1.0	17,435
THS T27	1.0	19,255
THS T28	1.0	19,755
THS T29	1.0	20,783
THS T30	1.0	19,878
THS T31	1.0	16,247
THS T32	1.0	15,990
THS T33	1.0	20,938
THS T34	1.0	15,009
THS T35	1.0	24,128



ID#	FTE		Total Salary
THS T36	1.0		\$14,804
THS T37	1.0		21,007
THS T38	.5	Sp. Assmt. .5	16,090
THS T39	.2	Rob .2, Pot .2, Lo Hi .2, Ran .2	22,537
THS T40	1.0		17,460
THS T41	1.0		17,044
THS T42	1.0		24,398
THS T43	1.0		17,669
THS T44	1.0		16,984
THS T45	1.0		16,225
THS T46	1.0		17,473
THS T47	1.0		17,310
THS T48	1.0		17,276
THS T49	1.0		14,600
THS T50	1.0		18,169
THS T51	1.0		16,296
THS T52	1.0		15,963
THS T53	1.0		18,465
THS T54	1.0		20,605
THS T55	1.0		22,011
THS T56	1.0		23,654
THS T57	1.0		18,528
THS T58	1.0		16,588
THS T59	.4	HPH .6	18,971
THS T60	1.0		15,990
THS T61	1.0		17,788
THS T62	1.0		23,236
THS T63	1.0		15,963
THS T64	1.0		19,377
THS T65	1.0		19,238
THS T66	1.0		15,009
THS T67	1.0		21,668
THS T68	1.0		24,661
THS T69	1.0		17,569
THS T70	1.0		28,584
THS T71	1.0		17,102
THS T72	1.0		18,150
THS T73	1.0		20,983
THS T74	1.0		21,180
THS T75	1.0		15,600
THS T76	1.0		21,958
THS T77	1.0		17,102
THS T78	1.0		15,828
THS T79	1.0		17,412
THS T80	1.0		17,926

ID#	FTE		Total Salary
THS T81	1.0		\$28,526
THS T82	1.0		16,371
THS T83	1.0		15,487
THS T84	1.0		17,787
THS T85	1.0		14,700
THS T86	1.0		17,452
THS T87	.6	TWH .4	23,236
THS T88	1.0		23,667
THS T89	1.0		17,805
THS T90	1.0		18,940
THS T91	1.0		14,909
THS T92	1.0		16,096
THS T93	1.0		16,944
THS T94	.4	Part-time	8,011

Nurses

THS N1	1.0		\$16,179
--------	-----	--	----------

TOPEKA WEST HIGH  
1983-84  
Administration

ID#	FTE	Total Salary
TWH A1	1.0	\$42,918
TWH A2	1.0	36,619
TWH A3	1.0	31,663
TWH A4	1.0	28,568
TWH A5	1.0	32,339

Teachers

TWH T1	1.0		\$16,274
TWH T2	.8	Part-time	12,792
TWH T3	1.0		17,925
TWH T4	1.0		15,009
TWH T5	1.0		23,328
TWH T6	.6	HPH .4	19,518
TWH T7	1.0		15,963
TWH T8	1.0		16,090
TWH T9	1.0		22,137
TWH T10	1.0		16,090
TWH T11	1.0		14,600
TWH T12	1.0		20,068
TWH T13	.8	Part-time	13,695
TWH T14	1.0		20,783
TWH T15	1.0		14,909
TWH T16	1.0		15,487
TWH T17	1.0		15,487
TWH T18	1.0		15,815
TWH T19	1.0		23,038
TWH T20	1.0		17,102
TWH T21	1.0		20,295
TWH T22	1.0		15,377
TWH T23	1.0		17,445
TWH T24	.4	HPH .6	17,404
TWH T25	1.0		16,296
TWH T26	1.0		16,490
TWH T27	1.0		24,128
TWH T28	1.0		23,038
TWH T29	.6	Sp. Assmt. .4	20,605
TWH T30	1.0		15,009
TWH T31	1.0		22,962
TWH T32	1.0		14,835
TWH T33	1.0		15,015
TWH T34	.2	HPH .8	19,755
TWH T35	1.0		22,982

ID#	FTE		Total Salary
TWH T36	1.0		\$19,302
TWH T37	1.0		16,800
TWH T38	1.0		17,452
TWH T39	1.0		15,009
TWH T40	1.0		16,371
TWH T41	1.0		16,178
TWH T42	1.0		21,325
TWH T43	1.0		15,863
TWH T44	1.0		18,526
TWH T45	1.0		21,125
TWH T46	1.0		17,930
TWH T47	1.0		15,744
TWH T48	1.0		22,893
TWH T49	1.0		17,243
TWH T50	.2	Fre .8	14,700
TWH T51	1.0		15,009
TWH T52	.8	Fre .2	18,940
TWH T53	1.0		21,765
TWH T54	1.0		15,990
TWH T55	.6	Sp. Assmt. .4	22,496
TWH T56	1.0		17,125
TWH T57	.2	Lan .8	15,009
TWH T58	1.0		22,996
TWH T59	1.0		17,102
TWH T60	1.0		20,239
TWH T61	1.0		24,874
TWH T62	1.0		15,009
TWH T63	1.0		16,090
TWH T64	1.0		21,074
TWH T65	1.0		15,149
TWH T66	1.0		26,068
TWH T67	1.0		21,349
TWH T68	1.0		24,398
TWH T69	1.0		17,388
TWH T70	.6	Fre .4	16,296
TWH T71	.4	THS .6	23,236
TWH T72	1.0		22,436
TWH T73	.5	HPH .3, Lan .2	14,909
TWH T74	1.0		15,609
TWH T75	.8	Fre .2	25,841
TWH T76	1.0		29,051
TWH T77	1.0		18,839
TWH T78	1.0		17,445
TWH T79	1.0		19,547
TWH T80	1.0		15,884

ID#	FTE	Total Salary
TWH T81	1.0	\$19,896
TWH T82	1.0	17,309
TWH T83	1.0	15,009
TWH T84	1.0	23,585

Nurses

TWH N1	1.0	\$14,516
--------	-----	----------

CHASE MIDDLE SCHOOL  
1983-84  
Administration

ID#	FTE	Total Salary
Cha A1	1.0	\$36,616

Teachers

Cha T1	1.0		\$23,876
Cha T2	1.0		23,038
Cha T3	1.0		15,891
Cha T4	.5	Rob .5	8,542
Cha T5	1.0		16,944
Cha T6	1.0		16,845
Cha T7	1.0		16,403
Cha T8	1.0		23,236
Cha T9	1.0		18,959
Cha T10	1.0		15,588
Cha T11	1.0		20,106
Cha T12	1.0		22,993
Cha T13	1.0		16,131
Cha T14	1.0		15,009
Cha T15	1.0		17,044
Cha T16	1.0		15,406
Cha T17	1.0		14,909
Cha T18	1.0		17,238
Cha T19	1.0		17,913
Cha T20	1.0		20,043
Cha T21	1.0		15,487
Cha T22	1.0		21,811
Cha T23	.4	Eis .6	15,394
Cha T24	1.0		26,600
Cha T25	1.0		17,546
Cha T26	.5	Rob .5	18,018
Cha T27	1.0		23,038
Cha T28	1.0		24,353
Cha T29	1.0		16,054

Nurses

Cha N1	.3	Sta St .4, Lun .3	\$14,869
--------	----	----------------------	----------

EISENHOWER MIDDLE SCHOOL  
1983-84  
Administration

ID#	FTE	Total Salary
Eis A1	1.0	\$32,731

Teachers

Eis T1	.5	Sp. Assmt .5	\$23,236
Eis T2	1.0		22,353
Eis T3	1.0		17,926
Eis T4	1.0		16,096
Eis T5	1.0		17,044
Eis T6	1.0		14,700
Eis T7	1.0		15,283
Eis T8	.5	Sp. Assmt .5	16,243
Eis T9	1.0		15,078
Eis T10	.8	HPH .2	17,326
Eis T11	1.0		22,011
Eis T12	1.0		15,097
Eis T13	1.0		15,340
Eis T14	.2	Jar .3, Part-time	7,454
Eis T15	1.0		15,009
Eis T16	1.0		15,109
Eis T17	1.0		20,605
Eis T18	1.0		15,115
Eis T19	1.0		19,689
Eis T20	1.0		18,723
Eis T21	.2	HPH .2, A E .2, HPS .2, Whi .2	14,700
Eis T22	1.0		15,848
Eis T23	1.0		22,595
Eis T24	1.0		15,009
Eis T25	1.0		19,999
Eis T26	1.0		15,715
Eis T27	1.0		23,236
Eis T28	1.0		14,804
Eis T29	1.0		16,090
Eis T30	1.0		14,804
Eis T31	1.0		18,526
Eis T32	1.0		16,845
Eis T33	1.0		15,791
Eis T34	.6	Cha .4	15,394
Eis T35	1.0		21,371

ID#	FTE	Total Salary
Eis T36	1.0	\$18,796
Eis T37	1.0	22,693
Eis T38	1.0	21,754
Eis T39	1.0	16,468
Eis T40	1.0	17,284
Eis T41	1.0	14,600
Eis T42	1.0	16,688
Eis T43	1.0	26,180
Eis T44	1.0	15,009

Nurses

Eis N1 .4 Bel .3, Hud .3 \$15,831



FRENCH MIDDLE SCHOOL  
1983-84  
Administration

ID#	FTE	Total Salary
Fre A1	1.0	\$32,759

Teachers

Fre T1	.5	Part-time	\$ 7,995
Fre T2	1.0		16,845
Fre T3	1.0		18,130
Fre T4	1.0		15,215
Fre T5	1.0		16,939
Fre T6	1.0		16,749
Fre T7	1.0		21,325
Fre T8	1.0		19,961
Fre T9	1.0		18,215
Fre T10	1.0		18,635
Fre T11	1.0		22,893
Fre T12	.8	TWH .2	14,700
Fre T13	1.0		23,038
Fre T14	1.0		15,009
Fre T15	.2	TWH .8	18,940
Fre T16	1.0		15,884
Fre T17	1.0		21,323
Fre T18	1.0		20,983
Fre T19	1.0		21,523
Fre T20	1.0		15,009
Fre T21	1.0		15,963
Fre T22	1.0		25,702
Fre T23	.4	TWH .6	16,296
Fre T24	1.0		15,962
Fre T25	.6	Lo Hi .4	9,594
Fre T26	1.0		17,351
Fre T27	.2	TWH .8	25,841
Fre T28	1.0		24,230

Nurses

Fre N1	.2	McEa .2 Part-time	\$ 6,118
--------	----	----------------------	----------

JARDINE MIDDLE SCHOOL  
1983-84  
Administration

ID#	FTE	Total Salary
Jar A1	1.0	\$37,310

Teachers

Jar T1	.2	Whi .2, Bis .3, Sp. Assmt .3	\$16,090
Jar T2	1.0		18,183
Jar T3	1.0		15,406
Jar T4	1.0		19,763
Jar T5	1.0		18,183
Jar T6	1.0		16,271
Jar T7	1.0		15,009
Jar T8	1.0		16,262
Jar T9	1.0		15,804
Jar T10	1.0		18,928
Jar T11	.3	Eis .2, Part-time	7,454
Jar T12	1.0		17,262
Jar T13	1.0		16,364
Jar T14	1.0		14,700
Jar T15	1.0		18,526
Jar T16	1.0		21,884
Jar T17	1.0		15,791
Jar T18	1.0		16,984
Jar T19	1.0		14,909
Jar T20	1.0		20,040
Jar T21	1.0		15,009
Jar T22	1.0		14,909
Jar T23	1.0		18,305
Jar T24	.8	Part-time	14,792
Jar T25	1.0		20,637
Jar T26	1.0		17,044
Jar T27	1.0		17,360
Jar T28	.5	Lan .5	14,600
Jar T29	1.0		28,001
Jar T30	1.0		16,090

Nurses

Jar N1	.3	Bis .3, Sha .4	\$19,117
--------	----	----------------	----------

LANDON MIDDLE SCHOOL  
1983-84  
Administration

ID#	FTE	Total Salary
Lan A1	1.0	\$31,153

Teachers

Lan T1	1.0	\$15,009
Lan T2	1.0	21,865
Lan T3	1.0	15,802
Lan T4	1.0	15,806
Lan T5	1.0	16,890
Lan T6	1.0	20,335
Lan T7	1.0	22,353
Lan T8	1.0	17,397
Lan T9	1.0	16,289
Lan T10	1.0	19,896
Lan T11	.5 Part-time	8,422
Lan T12	1.0	16,568
Lan T13	1.0	15,009
Lan T14	1.0	15,394
Lan T15	1.0	17,805
Lan T16	1.0	20,969
Lan T17	1.0	18,599
Lan T18	.8 TWH .2	15,009
Lan T19	1.0	16,026
Lan T20	1.0	17,036
Lan T21	1.0	15,009
Lan T22	.2 HPH .3, TWH .5	14,909
Lan T23	.5 Rob .5	18,047
Lan T24	1.0	15,009
Lan T25	.5 Jar .5	14,600

Nurses

Lan N1	.3 McCa .2, Whi .3, McC1 .2	\$17,259
--------	-----------------------------	----------

ROBINSON MIDDLE SCHOOL  
1983-84  
Administration

ID#	FTE	Total Salary
Rob A1	1.0	\$35,752

Teachers

Rob T1	1.0	\$17,102
Rob T2	1.0	14,909
Rob T3	1.0	16,006
Rob T4	.6 Part-time	9,876
Rob T5	1.0	16,413
Rob T6	1.0	16,847
Rob T7	1.0	21,325
Rob T8	.5 Cha .5	8,542
Rob T9	1.0	15,009
Rob T10	1.0	19,952
Rob T11	1.0	15,744
Rob T12	1.0	16,371
Rob T13	1.0	15,611
Rob T14	1.0	14,600
Rob T15	1.0	15,406
Rob T16	.2 THS .2, Pot .2 Lo Hi .2, Ran .2	22,537
Rob T17	1.0	17,796
Rob T18	1.0	20,781
Rob T19	1.0	15,990
Rob T20	1.0	14,700
Rob T21	1.0	14,700
Rob T22	.5 Part-time	7,454
Rob T23	1.0	16,575
Rob T24	1.0	17,537
Rob T25	1.0	19,955
Rob T26	1.0	14,909
Rob T27	1.0	17,316
Rob T28	1.0	15,406
Rob T29	1.0	21,668
Rob T30	1.0	16,681
Rob T31	1.0	16,844
Rob T32	1.0	16,009
Rob T33	1.0	23,716
Rob T34	.5 Part-time	9,236
Rob T35	.5 Cha .5	18,018

ID#	FTE	Total Salary
Rob T36	1.0	\$19,873
Rob T37	.5 Lan .5	18,047
Rob T38	1.0	19,354
Rob T39	.5 Part-time	7,523
Rob T40	1.0	16,556

Nurses

Rob N1	.3 Ran .4, HPN .3	\$15,287
--------	-------------------	----------

AVONDALE EAST ELEMENTARY  
1983-84  
Administration

ID#	FTE	Total Salary
AE A1	1.0	\$31,482

Teachers

AE T1	1.0		\$16,944
AE T2	1.0		15,009
AE T3	1.0		15,487
AE T4	.5	McCa .5	17,669
AE T5	1.0		14,700
AE T6	1.0		22,011
AE T7	.7	Part-time	10,771
AE T8	1.0		15,515
AE T9	1.0		19,211
AE T10	1.0		20,050
AE T11	.2	Lun .2, Ga .2, Pot .2, Sum .2	18,868
AE T12	1.0		18,159
AE T13	.5	Part-time	10,391
AE T14	.2	HPH .2, Eis .2, HPS .2, Whi .2	14,700
AE T15	.5	Q. Hts. .5	25,379
AE T16	1.0		17,475
AE T17	.8	Hud .2	14,856
AE T18	1.0		15,123
AE T19	.5	Q. Hts. .5	20,239
AE T20	1.0		15,387
AE T21	1.0		15,009
AE T22	.5	Part-time	7,507
AE T23	1.0		15,009
AE T24	1.0		17,669
AE T25	1.0		14,804

Nurses

AE N1	.5	Part-time	\$ 6,963
-------	----	-----------	----------

AVONDALE WEST ELEMENTARY  
1983-84  
Administration

ID#	FTE	Total Salary
AW A1	1.0	\$26,374

Teachers

AW T1	1.0		\$19,359
AW T2	1.0		15,009
AW T3	1.0		18,062
AW T4	.8	Part-time	13,917
AW T5	1.0		15,195
AW T6	.3	Cre .2, McEa .2, Sp. Assmt. .3	16,659
AW T7	.3	HPN .7	15,990
AW T8	1.0		16,368
AW T9	1.0		15,009
AW T10	.5	Sha .5	17,926
AW T11	.2	HPH .1, Bis .3, McCa .2, Sto .2	17,445
AW T12	1.0		14,804
AW T13	.6	Pot .4	17,780
AW T14	1.0		15,387
AW T15	.5	Bel .5	15,990
AW T16	1.0		16,170
AW T17	1.0		16,371
AW T18	1.0		17,347
AW T19	.2	Sto .2, Bis .2, McCa .2, McEa .2	16,244
AW T20	1.0		17,669

Nurses

AW N1	.3	Sum .3, Qui .4	\$17,808
-------	----	----------------	----------

BELVOIR ELEMENTARY  
1983-84  
Administration

ID#	FTE	Total Salary
Bel A1	1.0	\$29,096

Teachers

Bel T1	.5	Q. Hts. .5	\$17,450
Bel T2	1.0		15,215
Bel T3	.2	Laf .2, McCl .2, HPS .2, Lo Hi .2	15,990
Bel T4	1.0		17,777
Bel T5	1.0		16,371
Bel T6	1.0		17,452
Bel T7	.5	HPN .5	19,211
Bel T8	.2	HPN .2, Laf .2, Sta St .2, Sha .2	15,563
Bel T9	1.0		14,804
Bel T10	1.0		14,909
Bel T11	1.0		14,909
Bel T12	1.0		15,009
Bel T13	1.0		17,056
Bel T14	.5	AW .5	15,990
Bel T15	1.0		16,944
Bel T16	.7	Sha .3	15,115
Bel T17	1.0		14,700
Bel T18	1.0		17,669
Bel T19	1.0		14,600
Bel T20	1.0		14,909

Nurses

Bel N1	.3	Hud .3, Eis .4	\$15,831
--------	----	----------------	----------



BISHOP ELEMENTARY  
1983-84  
Administration

ID#	FTE	Total Salary
Bis A1	1.0	\$35,534

Teachers

Bis T1	1.0	\$14,600
Bis T2	1.0	15,115
Bis T3	.3 Jar .2, Whi .2, Sp. Assmt. .3	16,090
Bis T4	1.0	17,102
Bis T5	1.0	14,600
Bis T6	1.0	16,845
Bis T7	1.0	17,936
Bis T8	.5 Ga .5	13,664
Bis T9	.5 McEa .5	22,693
Bis T10	.3 HPH .1, McCa .2, Sto .2, AW .2	17,445
Bis T11	1.0	24,439
Bis T12	.1 Lo Hi .2, McCl .2, Part-time	7,613
Bis T13	1.0	19,499
Bis T14	1.0	15,496
Bis T15	1.0	17,102
Bis T16	1.0	23,038
Bis T17	.3 McCl .2, Sha .2, Sp. Assmt. .3	17,926
Bis T18	1.0	23,236
Bis T19	1.0	20,983
Bis T20	.5 Whi .5	20,097
Bis T21	1.0	15,963
Bis T22	.2 AW .2, Sto .2, McCa .2, McEa .2	16,244
Bis T23	1.0	18,038
Bis T24	1.0	18,295
Bis T25	1.0	17,926
Bis T26	.6 Sp. Assmt. .4	22,542

Nurses

Bis N1	.3 Jar .3, Sha .4	\$19,117
--------	-------------------	----------

CRESTVIEW ELEMENTARY  
1983-84  
Administration

ID#	FTE	Total Salary
Cre A1	1.0	\$30,634

Teachers

Cre T1	1.0	\$16,090
Cre T2	1.0	16,090
Cre T3	.5 Part-time	7,995
Cre T4	.2 AW .3, McEa .2, Sp. Assmt. .3	16,659
Cre T5	1.0	15,990
Cre T6	1.0	15,963
Cre T7	1.0	14,600
Cre T8	.2 HPC .2, Qui .2, Q. Hts. .2, Lin .2	17,102
Cre T9	.5 Part-time	8,045
Cre T10	1.0	14,909
Cre T11	1.0	16,568
Cre T12	1.0	23,236
Cre T13	1.0	19,755
Cre T14	1.0	16,414
Cre T15	.5 McCa .5	22,283
Cre T16	1.0	23,038
Cre T17	1.0	17,926
Cre T18	1.0	15,009
Cre T19	1.0	14,804
Cre T20	1.0	19,034
Cre T21	1.0	23,236
Cre T22	1.0	16,588
Cre T23	.8 McEa .2	16,312
Cre T24	1.0	17,252

Nurses

Cre N1	.3 Lin .2, Sp. Assmt. .5	\$15,553
--------	-----------------------------	----------

GAGE ELEMENTARY  
1983-84  
Administration

ID#	FTE	Total Salary
Ga A1	1.0	\$35,506

Teachers

Ga T1	1.0		\$15,963
Ga T2	.5	Part-time	8,893
Ga T3	1.0		20,983
Ga T4	.5	Qui .5	20,097
Ga T5	1.0		18,648
Ga T6	.5	Bis .5	13,664
Ga T7	.5	Part-time	9,263
Ga T8	.2	Lun .2, AE .2, Pot .2, Sum .2	18,868
Ga T9	.5	Pot .5	15,387
Ga T10	1.0		14,909
Ga T11	1.0		17,445
Ga T12	1.0		14,804
Ga T13	.4	McEa .6	16,808
Ga T14	.3	Sum .7	16,196
Ga T15	1.0		23,236
Ga T16	1.0		17,892
Ga T17	1.0		16,845
Ga T18	.2	Sto .8	17,995
Ga T19	.5	Part-time	8,045
Ga T20	1.0		22,153

Nurses

Ga N1	.3	Sto .2, Pot .3, Lo Hi .2	\$17,416
-------	----	-----------------------------	----------

HIGHLAND PARK CENTRAL ELEMENTARY  
1983-84  
Administration

ID#	FTE	Total Salary
HPC A1	1.0	\$33,759

Teachers

HPC T1	1.0	\$15,015
HPC T2	1.0	20,375
HPC T3	1.0	16,680
HPC T4	1.0	15,009
HPC T5	.2 Cre .2, Qui .2, Q. Hts. .2, Lin .2	17,102
HPC T6	1.0	18,526
HPC T7	1.0	14,804
HPC T8	.7 Whi .3	16,568
HPC T9	1.0	7,859
HPC T10	.5 Lun .5	15,763
HPC T11	1.0	14,804
HPC T12	1.0	15,287
HPC T13	1.0	15,109
HPC T14	1.0	18,183
HPC T15	1.0	15,009
HPC T16	1.0	17,781
HPC T17	1.0	20,440
HPC T18	.5 Ran .5	18,370
HPC T19	1.0	15,487
HPC T20	1.0	15,009
HPC T21	1.0	20,605
HPC T22	1.0	14,804

Nurses

HPC N1	.3 Q. Hts. .4, HPS .3	\$17,494
--------	--------------------------	----------

HIGHLAND PARK NORTH ELEMENTARY  
1983-84  
Administration

ID#	FTE	Total Salary
HPN A1	1.0	\$29,873

Teachers

HPN T1	.2	Hud .2, Ran .2, Sta St .2, Whi .2	\$15,691
HPN T2	1.0		17,452
HPN T3	1.0		19,412
HPN T4	.6	Sp. Assmt. .4	20,783
HPN T5	1.0		14,804
HPN T6	1.0		16,845
HPN T7	1.0		18,183
HPN T8	1.0		19,896
HPN T9	.5	Bel .5	19,211
HPN T10	.7	AW .3	15,990
HPN T11	1.0		16,844
HPN T12	.2	Bel .2, Laf .2, Sta St .2, Sha .2	15,563
HPN T13	1.0		15,109
HPN T14	1.0		15,215
HPN T15	1.0		18,526
HPN T16	1.0		14,909
HPN T17	1.0		18,083
HPN T18	1.0		14,700
HPN T19	.2	McCa .8	14,909
HPN T20	1.0		15,009
HPN T21	1.0		16,090
HPN T22	1.0		21,857
HPN T23	1.0		19,755
HPN T24	1.0		16,830

Nurses

HPN N1	.3	Rob .3, Ran .4	\$15,287
--------	----	----------------	----------

HIGHLAND PARK SOUTH ELEMENTARY  
1983-84  
Administration

ID#	FTE	Total Salary
HPS A1	1.0	\$29,873

Teachers

HPS T1	1.0	\$15,009
HPS T2	1.0	14,804
HPS T3	.2 Bel .2, Laf .2, McCl .2, Lo Hi .2	15,990
HPS T4	1.0	15,982
HPS T5	1.0	14,909
HPS T6	1.0	15,009
HPS T7	1.0	14,600
HPS T8	1.0	15,009
HPS T9	1.0	15,194
HPS T10	1.0	16,371
HPS T11	1.0	15,884
HPS T12	1.0	15,009
HPS T13	.7 Lin .3	22,010
HPS T14	1.0	15,009
HPS T15	1.0	15,752
HPS T16	1.0	16,688
HPS T17	.2 HPH .2, AE .2, Eis .2, Whi .2	14,700
HPS T18	.5 Sum .5	22,153
HPS T19	.5 Lin .5	16,568
HPS T20	1.0	15,009
HPS T21	1.0	16,588
HPS T22	1.0	19,554
HPS T23	1.0	14,700
HPS T24	1.0	14,600
HPS T25	1.0	16,588

Nurses

HPS N1	.3 HPC .3, Q. Hts. .4	\$17,494
--------	--------------------------	----------

HUDSON ELEMENTARY  
1983-84  
Administration

ID#	FTE	Total Salary
Hud A1	1.0	\$32,176

Teachers

Hud T1	1.0		\$15,487
Hud T2	1.0		15,015
Hud T3	.2	HPN .2, Ran .2, Sta St .2, Whi .2	15,691
Hud T4	.3	Lun .7	17,654
Hud T5	1.0		14,804
Hud T6	1.0		18,191
Hud T7	.5	Lun .5	18,263
Hud T8	1.0		22,696
Hud T9	1.0		15,866
Hud T10	1.0		14,965
Hud T11	.2	AE .8	14,856
Hud T12	1.0		15,009
Hud T13	1.0		18,183
Hud T14	.5	Lin .5	16,568
Hud T15	.5	McCa .5	22,551
Hud T16	1.0		16,271
Hud T17	.5	Qui .5	23,236
Hud T18	.5	Sp. Assmt. .5	29,857

Nurses

Hud N1	.3	Bel .3, Eis .4	\$15,831
--------	----	----------------	----------

LAFAYETTE ELEMENTARY  
1983-84  
Administration

ID#	FTE	Total Salary
Laf A1	1.0	\$35,506

Teachers

Laf T1	.5	Pot .5	\$23,236
Laf T2	.2	Bel .2, HPS .2, McC1 .2, Lo Hi .2	15,990
Laf T3	1.0		14,600
Laf T4	1.0		15,109
Laf T5	1.0		17,781
Laf T6	1.0		16,190
Laf T7	1.0		20,239
Laf T8	.2	Bel .2, HPN .2, Sta St .2, Sha .2	15,563
Laf T9	1.0		15,009
Laf T10	1.0		15,009
Laf T11	1.0		16,371
Laf T12	1.0		17,823
Laf T13	1.0		14,804
Laf T14	1.0		14,909
Laf T15	1.0		25,052
Laf T16	1.0		17,352
Laf T17	1.0		18,183
Laf T18	1.0		14,909
Laf T19	1.0		14,804
Laf T20	1.0		15,009
Laf T21	1.0		14,909
Laf T22	1.0		17,044
Laf T23	1.0		16,845
Laf T24	1.0		17,102
Laf T25	1.0		15,009
Laf T26	.5	Part-time	8,294
Laf T27	1.0		19,755
Laf T28	1.0		16,690

Nurses

Laf N1	.5	Part-time	\$ 7,781
--------	----	-----------	----------



LINN ELEMENTARY  
 1983-84  
 Administration

ID#	FTE	Total Salary
Lin A1	1.0	\$23,500

Teachers

Lin T1	.4	Sta St .6	\$17,534
Lin T2	1.0		17,805
Lin T3	1.0		14,909
Lin T4	1.0		15,115
Lin T5	.4	Sha .6	21,108
Lin T6	1.0		18,183
Lin T7	.2	Cre .2, Qui .2, Q. Hts .2, HPC .2	17,102
Lin T8	1.0		14,700
Lin T9	.3	HPS .7	22,010
Lin T10	.5	HPS .5	16,568
Lin T11	1.0		15,215
Lin T12	1.0		18,526
Lin T13	.5	Hud .5	16,568
Lin T14	.5	McEa .5	19,553
Lin T15	1.0		14,600
Lin T16	.5	Part-time	8,185

Nurses

Lin N1	.2	Cre .3, Sp. Assmt. .5	\$15,553
--------	----	--------------------------	----------

LOWMAN HILL ELEMENTARY  
1983-84  
Administration

ID#	FTE	Total Salary
Lo Hi A1	1.0	\$33,264

Teachers

Lo Hi T1	1.0		\$14,804
Lo Hi T2	.2	Bel .2, Laf .2, McCl .2, HPS .2	15,990
Lo Hi T3	.6	THS .4	17,788
Lo Hi T4	1.0		16,468
Lo Hi T5	1.0		19,755
Lo Hi T6	1.0		16,371
Lo Hi T7	1.0		15,009
Lo Hi T8	1.0		15,963
Lo Hi T9	.2	THS .2, Rob .2, Pot .2, Ran .2	22,537
Lo Hi T10	1.0		15,009
Lo Hi T11	1.0		17,452
Lo Hi T12	1.0		15,009
Lo Hi T13	.2	McCl .8	15,868
Lo Hi T14	.2	Bis .1, McCl .2, Part-time	7,613
Lo Hi T15	1.0		16,371
Lo Hi T16	1.0		14,909
Lo Hi T17	1.0		15,763
Lo Hi T18	.5	Part-time	8,658
Lo Hi T19	.5	McCl .5	22,351
Lo Hi T20	.6	Part-time	11,043
Lo Hi T21	1.0		16,817
Lo Hi T22	1.0		22,353
Lo Hi T23	1.0		14,600

Nurses

Lo Hi N1	.2	Ga .3, Sto .2, Pot .3	\$17,416
----------	----	--------------------------	----------

LUNDGREN ELEMENTARY  
1983-84  
Administration

ID#	FTE	Total Salary
Lun A1	1.0	\$36,252

Teachers

Lun T1	1.0		\$19,714
Lun T2	1.0		15,121
Lun T3	.7	Hud .3	17,654
Lun T4	.5	Sta St .5	18,868
Lun T5	.5	Part-time	8,608
Lun T6	.5	Hud .5	18,263
Lun T7	1.0		20,262
Lun T8	1.0		16,568
Lun T9	.2	Ga .2, AE .2, Pot .2, Sum .2	18,868
Lun T10	.5	HPC .5	15,763
Lun T11	1.0		15,009
Lun T12	1.0		17,130
Lun T13	1.0		19,412
Lun T14	1.0		20,097
Lun T15	.5	Sta St. .5	17,669

Nurses

Lun N1	.3	Cha .3, Sta St .4	\$14,869
--------	----	----------------------	----------

McCARTER ELEMENTARY  
1983-84  
Administration

ID#	FTE	Total Salary
McCa A1	1.0	\$33,317

Teachers

McCa T1	1.0		\$16,296
McCa T2	.5	AE .5	17,669
McCa T3	1.0		23,236
McCa T4	1.0		23,236
McCa T5	1.0		19,211
McCa T6	1.0		20,983
McCa T7	.2	HPH .1, Bis .3, Sto .2, AW .2	17,445
McCa T8	1.0		20,783
McCa T9	1.0		19,412
McCa T10	1.0		19,755
McCa T11	1.0		22,696
McCa T12	1.0		17,452
McCa T13	.5	Part-time	8,294
McCa T14	1.0		14,909
McCa T15	1.0		15,009
McCa T16	1.0		15,009
McCa T17	.5	Cre .5	22,283
McCa T18	1.0		17,926
McCa T19	.8	HPN .2	14,909
McCa T20	.2	AW .2, Sto .2, Bis .2, McEa .2	16,244
McCa T21	.5	Sum .5	16,296
McCa T22	.5	Part-time	9,091
McCa T23	1.0		21,811
McCa T24	1.0		20,097
McCa T25	.5	Hud .5	22,551
McCa T26	1.0		16,090

Nurses

McCa N1	.2	Lan .3, Whi .3, McC1 .2	\$17,259
---------	----	----------------------------	----------

McCLURE ELEMENTARY  
1983-84  
Administration

ID#	FTE	Total Salary
McC1 A1	1.0	\$33,691

Teachers

McC1 T1	1.0	\$22,011	
McC1 T2	1.0	15,215	
McC1 T3	1.0	15,963	
McC1 T4	.2	Bel .2, Laf .2, HPS .2, Lo Hi .2	15,990
McC1 T5	1.0	15,406	
McC1 T6	1.0	17,787	
McC1 T7	1.0	15,109	
McC1 T8	1.0	19,483	
McC1 T9	.8	Lo Hi .2	15,868
McC1 T10	1.0	17,445	
McC1 T11	.2	Bis .1, Lo Hi .2, Part-time	7,613
McC1 T12	1.0	16,957	
McC1 T13	.5	Lo Hi .5	22,351
McC1 T14	1.0	20,209	
McC1 T15	.2	Bis .3, Sha .2, Sp. Assmt. .3	17,926
McC1 T16	1.0	15,009	
McC1 T17	1.0	19,211	
McC1 T18	1.0	20,122	
McC1 T19	.3	Q. Hts. 17	23,236
McC1 T20	1.0	15,009	
McC1 T21	.5	Sto .5	22,117
McC1 T22	1.0	15,990	
McC1 T23	1.0	18,526	

Nurses

McC1 N1	.2	McCa .2, Lan .3, Whi .3	\$17,259
---------	----	----------------------------	----------

McEACHRON ELEMENTARY  
1983-84  
Administration

ID#	FTE	Total Salary
McEa A1	1.0	\$32,351

Teachers

McEa T1	1.0	\$20,097
McEa T2	1.0	15,990
McEa T3	1.0	15,121
McEa T4	1.0	17,044
McEa T5	1.0	14,909
McEa T6	1.0	18,183
McEa T7	1.0	21,668
McEa T8	1.0	21,668
McEa T9	1.0	15,009
McEa T10	.2 AW .3, Cre .2, Sp. Assmt. .3	16,659
McEa T11	1.0	18,526
McEa T12	1.0	15,009
McEa T13	.5 Bis .5	22,693
McEa T14	1.0	17,899
McEa T15	1.0	15,009
McEa T16	1.0	15,115
McEa T17	1.0	15,500
McEa T18	1.0	15,115
McEa T19	.6 Ga .4	16,808
McEa T20	1.0	19,152
McEa T21	.2 AW .2, Sto .2, Bis .2, McCa .2	16,244
McEa T22	.2 Cre .8	16,312
McEa T23	.5 Lin .5	19,553

Nurses

McEa N1	.2 Fre .2, Part-time	\$ 6,118
---------	-------------------------	----------

POTWIN ELEMENTARY  
 1983-84  
 Administration

ID#	FTE	Total Salary
Pot A1	1.0	\$33,657

Teachers

Pot T1	1.0		\$20,239
Pot T2	.5	Laf .5	23,236
Pot T3	1.0		23,038
Pot T4	1.0		19,412
Pot T5	1.0		15,884
Pot T6	1.0		15,109
Pot T7	.2	THS .2, Rob .2, Lo Hi .2, Ran .2	22,537
Pot T8	1.0		14,909
Pot T9	.5	Qui .5	17,669
Pot T10	.2	Lun .2, Ga .2, AE .2, Sum .2	18,868
Pot T11	.5	Ga .5	15,387
Pot T12	.5	Ran .5	22,696
Pot T13	1.0		16,588
Pot T14	1.0		23,038
Pot T15	.4	AW .6	17,780
Pot T16	.5	Part-time	7,995
Pot T17	1.0		18,749

Nurses

Pot N1	.3	Ga .3, Sto .2, Lo Hi .2	\$17,416
--------	----	----------------------------	----------

QUINCY ELEMENTARY  
1983-84  
Administration

ID#	FTE	Total Salary
Qui A1	1.0	\$33,425

Teachers

Qui T1	1.0		\$15,215
Qui T2	.8	Part-time	12,895
Qui T3	1.0		15,114
Qui T4	1.0		15,009
Qui T5	.5	Part-time	7,504
Qui T6	.5	Ga .5	20,097
Qui T7	1.0		15,450
Qui T8	1.0		14,804
Qui T9	.2	Cre .2, Lin .2, HPC .2, Q. Hts. .2	17,102
Qui T10	1.0		14,700
Qui T11	.5	Pot .5	17,669
Qui T12	1.0		17,452
Qui T13	.5	Sto .5	15,990
Qui T14	1.0		14,700
Qui T15	1.0		18,183
Qui T16	1.0		16,135
Qui T17	1.0		16,090
Qui T18	1.0		18,059
Qui T19	.5	Sp. Assmt. .5	28,432
Qui T20	1.0		16,090
Qui T21	1.0		15,009
Qui T22	1.0		16,196
Qui T23	.5	Hud .5	23,236
Qui T24	1.0		15,990
Qui T25	1.0		23,262
Qui T26	1.0		15,009

Nurses

Qui N1	.4	AW .3, Sum .3	\$17,808
--------	----	---------------	----------



QUINTON HEIGHTS ELEMENTARY  
1983-84  
Administration

ID#	FTE	Total Salary
Q Hts A1	1.0	\$32,648

Teachers

Q Hts T1	.5	Bel .5	\$17,450
Q Hts T2	1.0		16,371
Q Hts T3	1.0		19,211
Q Hts T4	1.0		16,371
Q Hts T5	.6	Sum .4	16,584
Q Hts T6	.2	Cre .2, Qui .2, Lin .2, HPC .2	17,102
Q Hts T7	1.0		17,452
Q Hts T8	1.0		18,609
Q Hts T9	1.0		18,130
Q Hts T10	1.0		23,262
Q Hts T11	.5	AE .5	25,379
Q Hts T12	1.0		15,009
Q Hts T13	.7	McCl .3	23,236
Q Hts T14	1.0		20,440
Q Hts T15	.5	AE .5	20,239
Q Hts T16	1.0		16,369
Q Hts T17	1.0		15,487
Q Hts T18	1.0		19,211
Q Hts T19	1.0		17,669

Nurses

Q Hts N1	.4	HPC .3, HPS .3	\$17,494
----------	----	----------------	----------

RANDOLPH ELEMENTARY  
1983-84  
Administration

ID#	FTE	Total Salary
Ran A1	1.0	\$36,061

Teachers

Ran T1	.5	Part-time	\$ 8,036
Ran T2	.8	Part-time	12,007
Ran T3	.2	Hud .2, HPN .2, Sta St .2, Whi .2	15,691
Ran T4	1.0		15,009
Ran T5	.8	Part-time	16,626
Ran T6	1.0		16,196
Ran T7	.5	Sto .5	16,632
Ran T8	1.0		14,909
Ran T9	1.0		20,605
Ran T10	1.0		20,788
Ran T11	.2	THS .2, Rob .2, Pot .2, Lo Hi .2	22,537
Ran T12	1.0		17,669
Ran T13	1.0		16,588
Ran T14	1.0		16,939
Ran T15	1.0		22,808
Ran T16	.5	Pot .5	22,696
Ran T17	1.0		16,235
Ran T18	.8	Part-time	13,201
Ran T19	1.0		20,097
Ran T20	1.0		20,097
Ran T21	1.0		14,600
Ran T22	1.0		16,702
Ran T23	1.0		15,215
Ran T24	.5	HPC .5	18,370

Nurses

Ran N1	.4	HPN .3, Rob .3	\$15,287
--------	----	----------------	----------

SHANER ELEMENTARY  
1983-84  
Administration

ID#	FTE	Total Salary
Sha A1	1.0	\$31,114

Teachers

Sha T1	1.0		\$22,353
Sha T2	1.0		22,208
Sha T3	1.0		17,923
Sha T4	1.0		14,804
Sha T5	.6	Lin .4	21,108
Sha T6	.2	Bel .2, HPN .2, Laf. .2, Sta St .2	15,563
Sha T7	.5	AW .5	17,926
Sha T8	1.0		16,371
Sha T9	1.0		17,445
Sha T10	1.0		16,152
Sha T11	1.0		15,215
Sha T12	1.0		15,009
Sha T13	.2	Bis .3, McCl .2, Sp. Assmt. .3	17,926
Sha T14	.5	Whi .5	18,183
Sha T15	1.0		16,371
Sha T16	.3	Bel .7	15,115
Sha T17	1.0		23,236
Sha T18	1.0		18,443
Sha T19	1.0		23,005
Sha T20	1.0		22,997

Nurses

Sha N1	.4	Bis .3, Jar .3	\$19,117
--------	----	----------------	----------

STATE STREET ELEMENTARY  
1983-84  
Administration

ID#	FTE	Total Salary
Sta St A1	1.0	\$32,093

Teachers

Sta St T1	1.0		\$14,600
Sta St T2	1.0		15,963
Sta St T3	.2	Hud .2, HPN .2, Ran .2, Whi .2	15,691
Sta St T4	1.0		14,700
Sta St T5	.6	Lin .4	17,534
Sta St T6	.5	Lun .5	18,868
Sta St T7	1.0		20,605
Sta St T8	1.0		23,038
Sta St T9	1.0		17,097
Sta St T10	.2	Bel .2, HPN .2, Laf .2, Sha .2	15,563
Sta St T11	1.0		23,038
Sta St T12	1.0		21,384
Sta St T13	1.0		20,244
Sta St T14	1.0		14,909
Sta St T15	1.0		20,244
Sta St T16	1.0		23,038
Sta St T17	1.0		24,276
Sta St T18	.5	Part-time	8,048
Sta St T19	1.0		23,236
Sta St T20	.5	Lun .5	17,669
Sta St T21	.8	Sum .2	15,009

Nurses

Sta St N1	.4	Cha .3, Lun .3	\$14,869
-----------	----	----------------	----------

STOUT ELEMENTARY  
1983-84  
Administration

ID#	FTE	Total Salary
Sto A1	1.0	\$35,684

Teachers

Sto T1	1.0	\$23,236
Sto T2	1.0	22,696
Sto T3	.5 Ran .5	16,632
Sto T4	1.0	14,700
Sto T5	1.0	16,588
Sto T6	1.0	20,983
Sto T7	1.0	15,015
Sto T8	1.0	23,038
Sto T9	.2 HPH .1, Bis .3, McCa .2, AW .2	17,445
Sto T10	.5 Qui .5	15,990
Sto T11	1.0	16,190
Sto T12	1.0	20,924
Sto T13	1.0	23,038
Sto T14	1.0	16,085
Sto T15	.5 Part-time	7,378
Sto T16	.5 McCl .5	22,117
Sto T17	.2 AW .2, Bis .2, McCa .2, McEa .2	16,244
Sto T18	1.0	19,973
Sto T19	1.0	15,109
Sto T20	.8 Ga .2	17,995

Nurses

Sto N1	.2 Ga .3, Pot .3, Lo Hi .2	\$17,416
--------	-------------------------------	----------

SUMNER ELEMENTARY  
1983-84  
Administration

ID#	FTE	Total Salary
Sum A1	1.0	\$33,648

Teachers

Sum T1	.6	Part-time	\$ 8,882
Sum T2	.4	Q. Hts .6	16,584
Sum T3	1.0		22,011
Sum T4	1.0		14,804
Sum T5	1.0		17,214
Sum T6	1.0		22,696
Sum T7	.2	Lun .2, Ga .2, AE .2, Pot .2	18,868
Sum T8	1.0		17,463
Sum T9	.5	HPS .5	22,153
Sum T10	.7	Ga .3	16,196
Sum T11	1.0		16,845
Sum T12	.5	McCa .5	16,296
Sum T13	1.0		14,600
Sum T14	1.0		14,804
Sum T15	1.0		15,015
Sum T16	1.0		18,183
Sum T17	1.0		15,009
Sum T18	.5	Part-time	9,588
Sum T19	1.0		22,295
Sum T20	.2	Sta St .8	15,009

Nurses

Sum N1	.3	AW .3, Qui .4	\$17,808
--------	----	---------------	----------

WHITSON ELEMENTARY  
1983-84  
Administration

ID#	FTE	Total Salary
Whi A1	1.0	\$36,061

Teachers

Whi T1	.2	Hud .2, HPN .2, Sta St .2, Ran .2	\$15,691
Whi T2	.2	Bis .3, Jar .2, Sp. Assmt. .3	16,090
Whi T3	.6	Part-time	10,166
Whi T4	1.0		22,353
Whi T5	1.0		23,038
Whi T6	1.0		16,090
Whi T7	1.0		18,915
Whi T8	1.0		15,487
Whi T9	1.0		16,090
Whi T10	1.0		17,787
Whi T11	1.0		15,115
Whi T12	1.0		19,755
Whi T13	.3	HPC .7	16,568
Whi T14	1.0		21,668
Whi T15	.2	HPH .2, AE .2, Eis .2, HPS .2	14,700
Whi T16	.5	Sp. Assmt. .5	18,183
Whi T17	.5	Sha .5	18,183
Whi T18	.5	Part-time	8,284
Whi T19	.5	Bis .5	20,097
Whi T20	1.0		17,669
Whi T21	1.0		20,389
Whi T22	1.0		18,749
Whi T23	1.0		14,909
Whi T24	1.0		15,487
Whi T25	1.0		15,009
Whi T26	1.0		15,009

Nurses

Whi N1	.3	Lan .3, McCa .2, McC1 .2	\$17,259
--------	----	-----------------------------	----------

CAPITAL CITY  
1983-84  
Administration

ID#	FTE	Total Salary
CC A1	1.0	\$31,276
CC A2	1.0	25,500

Teachers

CC T1	1.0	\$16,280
CC T2	1.0	23,038
CC T3	1.0	16,190
CC T4	1.0	14,700
CC T5	1.0	15,800
CC T6	1.0	19,397
CC T7	1.0	16,090
CC T8	1.0	15,680
CC T9	1.0	15,990
CC T10	1.0	16,096
CC T11	1.0	15,009
CC T12	1.0	15,459
CC T13	1.0	14,804
CC T14	1.0	16,568
CC T15	1.0	16,190
CC T16	1.0	20,212
CC T17	1.0	17,991
CC T18	1.0	16,090
CC T19	1.0	14,804
CC T20	1.0	14,700
CC T21	1.0	17,655
CC T22	1.0	16,090
CC T23	1.0	19,578
CC T24	1.0	16,411
CC T25	1.0	14,700
CC T26	1.0	15,015
CC T27	1.0	16,090
CC T28	1.0	21,671
CC T29	1.0	14,700
CC T30	1.0	14,600
CC T31	1.0	14,909
CC T32	1.0	15,100
CC T33	1.0	17,255
CC T34	1.0	16,239
CC T35	1.0	16,090



ID#	FTE	Total Salary
CC T36	1.0	\$16,468
CC T37	1.0	16,090
CC T38	1.0	27,898
CC T39	1.0	14,909
CC T40	.5 Part-time	14,125
CC T41	1.0	16,090
CC T42	1.0	17,456
CC T43	1.0	16,090
CC T44	1.0	16,096
CC T45	1.0	17,290
CC T46	1.0	14,700
CC T47	1.0	18,183
CC T48	1.0	17,044
CC T49	1.0	19,756
CC T50	1.0	15,009
CC T51	1.0	14,909
CC T52	1.0	16,090
CC T53	1.0	19,042
CC T54	1.0	16,944