





Information regarding participants in the CETA program is contained on page 2 of the response. The information available regarding the Headstart program, the location of Headstart classrooms and the racial breakdown of students by year and school is set forth on pages 3-7 of the response.


V E R I F I C A T I O N

STATE OF KANSAS        )  
                                  )     ss:  
COUNTY OF SHAWNEE    )

The undersigned, of lawful age, being first duly sworn upon his oath, deposes and states:



That he is Associate Superintendent for Management Services for Unified School District No. 501, that he has read the answer to Interrogatory No. 3 of Intervening Plaintiffs' Interrogatories --Second Set which was prepared under his general direction and supervision and such answer is true and correct to the best of his knowledge and belief.

Further affiant saith not.



\_\_\_\_\_  
Don R. O'Neil

Subscribed and sworn to before me this 30th day of March, 1982.




\_\_\_\_\_  
Notary Public

My appointment expires:

Mar 3, 1983

CERTIFICATE OF SERVICE

The undersigned hereby certifies that a true and correct copy of the above and foregoing ANSWER OF UNIFIED SCHOOL DISTRICT NO. 501 TO PLAINTIFF-INTERVENORS' INTERROGATORY NO. 3 OF THE SECOND SET was served by hand delivering the same this 30th day of March, 1982, to attorneys for Intervening Plaintiffs by serving Richard Jones, 605 S.E. Quincy, Suite 1, Topeka, Kansas 66603.



\_\_\_\_\_  
K. Gary Sebelius  
of Eidson, Lewis, Porter & Haynes  
1300 Merchants National Bank Bldg.  
Topeka, Kansas 66612  
(913) 233-2332

Attorneys for Unified  
School District No. 501



3. Describe by year and by race participants in the Follow Through Program. Which school was each program housed for each respective year?

The Follow Through Program was housed by year and schools as follows:

1970-71 Avondale East, Lafayette  
 1971-72 Avondale East, Lafayette  
 1972-73 Avondale East, Crestview, Lafayette  
 1973-74 Avondale East, Crestview, Lafayette  
 1974-75 Avondale East, Crestview, Lafayette  
 1975-76 Highland Park Central, Lafayette, Lundgren  
 1976-77 Highland Park Central, Lafayette, Lundgren  
 1977-78 Highland Park Central, Lafayette  
 1978-79 Highland Park Central, Lafayette  
 1979-80 Highland Park Central, Lafayette  
 1980-81 Highland Park Central, Lafayette, Linn

District student enrollment records and Follow Through annual applications were reviewed to identify student participants in the Follow Through Program by race. With the exception of school years 1974-75 and 1975-76 minority data were obtainable. Following is a list by year and by minority race of student participants of the Follow Through Program.

	American Indian	Negro or Black	Spanish Surnamed or Hispanic	Oriental or Asian American	PROGRAM TOTAL
1970-71	3	80	70	0	200
1971-72	10	158	66	0	303
1972-73	10	218	92	1	400
1973-74	17	182	66	1	346
1974-75					
1975-76					
1976-77	5	179	27	3	279
1977-78	5	184	20	2	273
1978-79	4	152	26	0	237
1979-80	4	163	21	4	263
1980-81	3	162	19	1	244
1981-82	Federal funding recision--program canceled				



Question No. 3

Describe by year and by race participants in the CETA Program. Which school was each program housed for each respective year?

Participants for the Comprehensive Employment Training Act (CETA) are selected and approved by the Department of Labor. USD 501, prior to program implementation, is informed by the Department of Labor services the number of student-funded positions approved and a list of CETA-eligible students. The students are assigned to available worksites, but oftentimes will rotate among numerous work experiences within USD 501. Since the students are selected and assigned by the Department of Labor, specific statistics by year (with reference to race and worksite) are not available. In a previous conversation with Mr. Bill Bywater, Department of Labor, he reported that approximately 66 to 75% of the student participants were minorities.

The following is the CETA Program description submitted in a previous interrogatory:

49. Comprehensive Employment Training Act (CETA)

During the spring of 1978, a working agreement between the Topeka/Shawnee County Department of Labor Services and Unified School District No. 501 was developed to initiate the joint operation of the CETA Youth Employment Program to be actuated within the Topeka Public Schools. The aforementioned agencies have cooperated in providing educational/work experiences for CETA-eligible students during the summer term of 1978, school year 78/79, summer of 1979, and school year 79/80. According to the Department of Labor's statistics submitted to this office, approximately 100-150 students were involved to some extent in the summer CETA program coordinated by USD 501. Also, according to the Department of Labor, approximately 125-175 students participated in the school-term work programs. In addition, they reported that approximately 66-75 percent of the student participants were minorities.

This project was operated under the auspices of the Comprehensive Employment Training Act with USD 501 providing the management, support staff and materials, while CETA provided funds to pay for career resource personnel, student work and educational experience salaries, and specialized career materials and equipment. Each student in the program had to be from a family of low income and approved by the CETA Office. Additional employment opportunities were provided to numerous handicapped students. Students enrolled in the program received paid work experiences and career education development program opportunities as a result of this cooperative effort between CETA and USD 501.



LOCATIONS OF CLASSROOMS

1968-69	1969-70	1970-71	1971-72
Headstart Grant Lafayette	1 Grant 2 Lafayette	1 Grant 2 Lafayette	1 Grant 2 Lafayette
Monroe Parkdale Quincy	1 Linn 1 Monroe 2 Parkdale 1 Quincy 2 Quinton Hgts	1 Linn 1 Monroe 2 Parkdale 1 Quincy 2 Quinton Heights	1 Linn 2 Parkdale 1 Quincy 2 Quinton Hgt.
1972-73 2 Belvoir 1 Grant 2 Linn	1973-74 2 Belvoir 1 Grant 2 Linn	1974-75 2 Belvoir 1 Grant 2 Linn	1975-76 4 Avondale Ea 2 Belvoir 2 Parkdale
2 Parkdale 2 Quinton Hgts.	2 Parkdale 2 Quinton Hgts.	2 Parkdale 2 Quinton Hgts.	
1976-77 2 Avondale East 2 Belvoir 4 Parkdale	1977-78 2 Avondale East 4 Parkdale 2 Rice	1978-79 3 Avondale East 3 Rice 2 Whitson	1979-80 8 Polk
1980-81 8 Polk	1981-82 8 Polk		



RACIAL BREAKDOWN OF STUDENTS

	Headstart Location	Caucasian or White	Negro or Black	Spanish Sur-Named	American Indian	Oriental or Asian	All Others	Total
1	1968-69							
2	Grant							
3	Lafayette							
4	Monroe							
5	Parkdale							
6	Quincy							
7	Total							
8								
9	1969-70							
10	1 Grant	15	11	4				30
11	2 Lafayette	23	20	17				60
12	1 Linn	20	9	1				30
13	1 Monroe	10	16	4				30
14	2 Parkdale	16	41	3				60
15	1 Quincy	12	7	10	1			30
16	2 Quinton Hgts.	39	20		1			60
17	Total	135	124	39	2			300
18								
19	1970-71							
20	1 Grant	13	8	8	1			30
21	2 Lafayette	20	17	22	1			60
22	1 Linn	19	10	1				30
23	1 Monroe	13	13	2	2			30
24	2 Parkdale	22	35	3				60
25	1 Quincy	14	10	6				30
26	2 Quinton Hgts.	28	26	4	2			60
27	Total	129	119	46	6			300
28								
29	1971-72							
30	1 Grant	16	10	7				33
31	2 Lafayette	26	29	10	1			66
32	1 Linn	18	12	3				33
33	2 Parkdale	27	31	8				66
34	1 Quincy	19	8	6				33
35	2 Quinton Hgts.	34	24	5	3			66
36	Total	140	114	39	4			297
37								
38								
39								
40								



	Headstart Location	Caucasian or White	Negro or Black	Spanish Sur-Named	American Indian	Ortl or Asian	All Others	Total
1	1972-73							
2	2 Belyoir	25	30	11				66
3	1 Grant	16	13	3				32
4	2 Linn	36	29	2				67
5	2 Parkdale	25	35	6				66
6	2 Quinton Hgts	38	25	4				67
7	Total	140	132	26				298
8								
9	1973-74							
10	2 Belyoir	25	36	3	1			65
11	1 Grant	19	14	1				34
12	2 Linn	36	24	7				67
13	2 Parkdale	29	33	6				68
14	2 Quinton Hgts	37	27	2				66
15	Total	146	134	19	1			300
16								
17	1974-75							
18	2 Belyoir	20	34	13	1			68
19	1 Grant	21	10	2	1	1		35
20	2 Linn	30	27	10				67
21	2 Parkdale	29	32	6				67
22	2 Quinton Hgts	33	30	3				66
23	Total	133	133	34	2	1		303
24								
25	1975-76							
26	4 Avondale E.	67	54	11	3	2		137
27	2 Belyoir	27	31	15				73
28	2 Parkdale	30	29	13				72
29	Total	124	114	39	3	2		282
30								
31	1976-77							
32	2 Avondale E.	37	34	4				75
33	2 Belyoir	25	42	9				76
34	4 Parkdale	65	61	13	1	1		141
35	Total	127	137	26	1	1		292



Headstart Location	Caucasian or White	Negro or Black	Spanish Sur-Named	American Indian	Ortl. or Asian	All Others	Total
1977-78							72
2 Avondale E.	51	15	6				152
4 Parkdale	76	62	8	4	2		76
2 Rice	32	29	12	2	1		300
Total	159	106	26	6	3		
1978-79							102
3 Avondale E.	69	31	1		1		119
3 Rice	55	48	15		1		71
2 Whitson	32	30	6	2	1		292
Total	156	109	22	2	3		
1979-80							300
8 Polk	149	118	26	4	3		300
Total	149	118	26	4	3		
1980-81							271
8 Polk	126	107	28	5	3	2	271
Total	126	107	28	5	3	2	
1981-82							256
8 Polk	122	105	19	3	6	1	256
TOTAL	122	105	19	3	6	1	